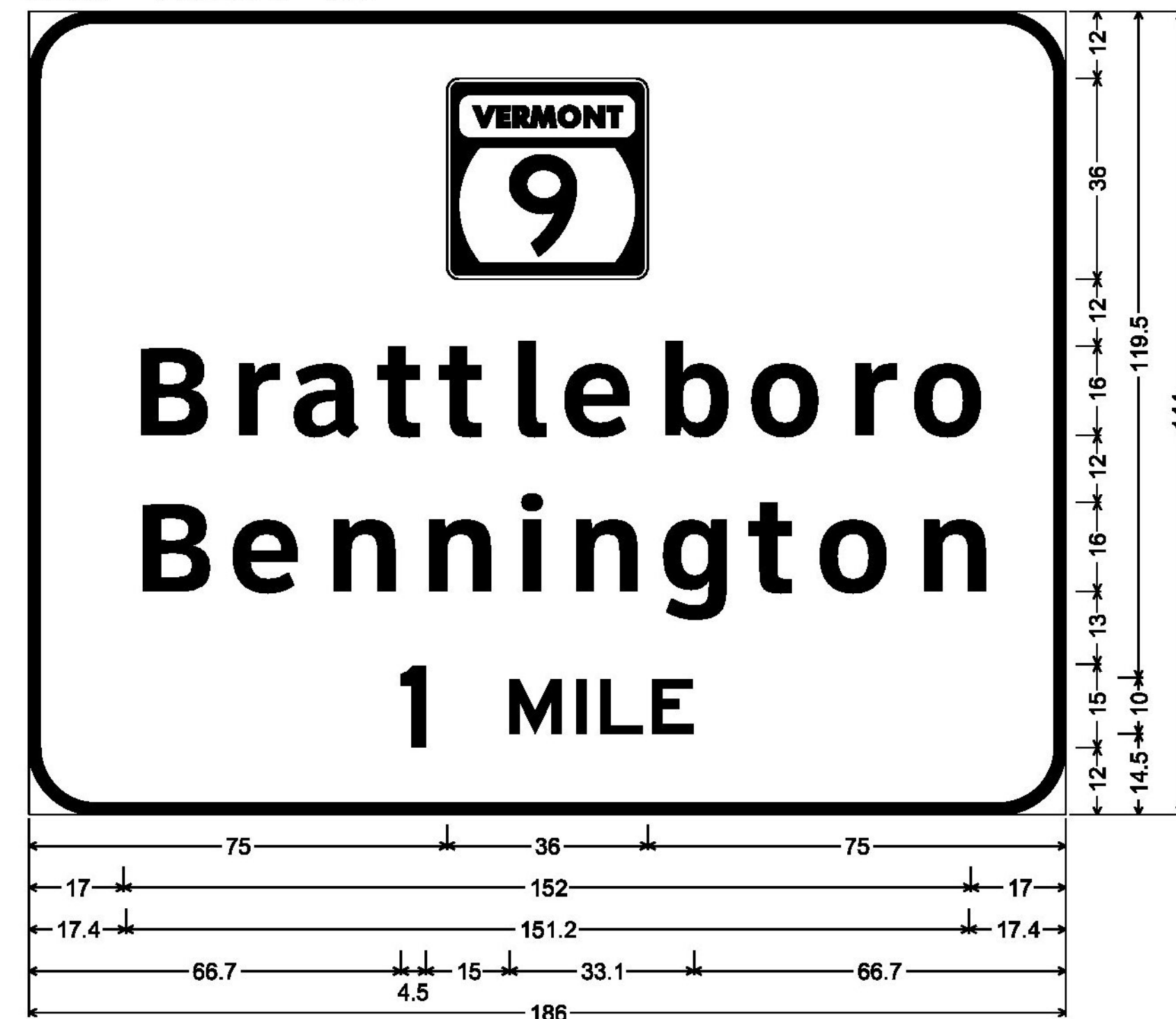
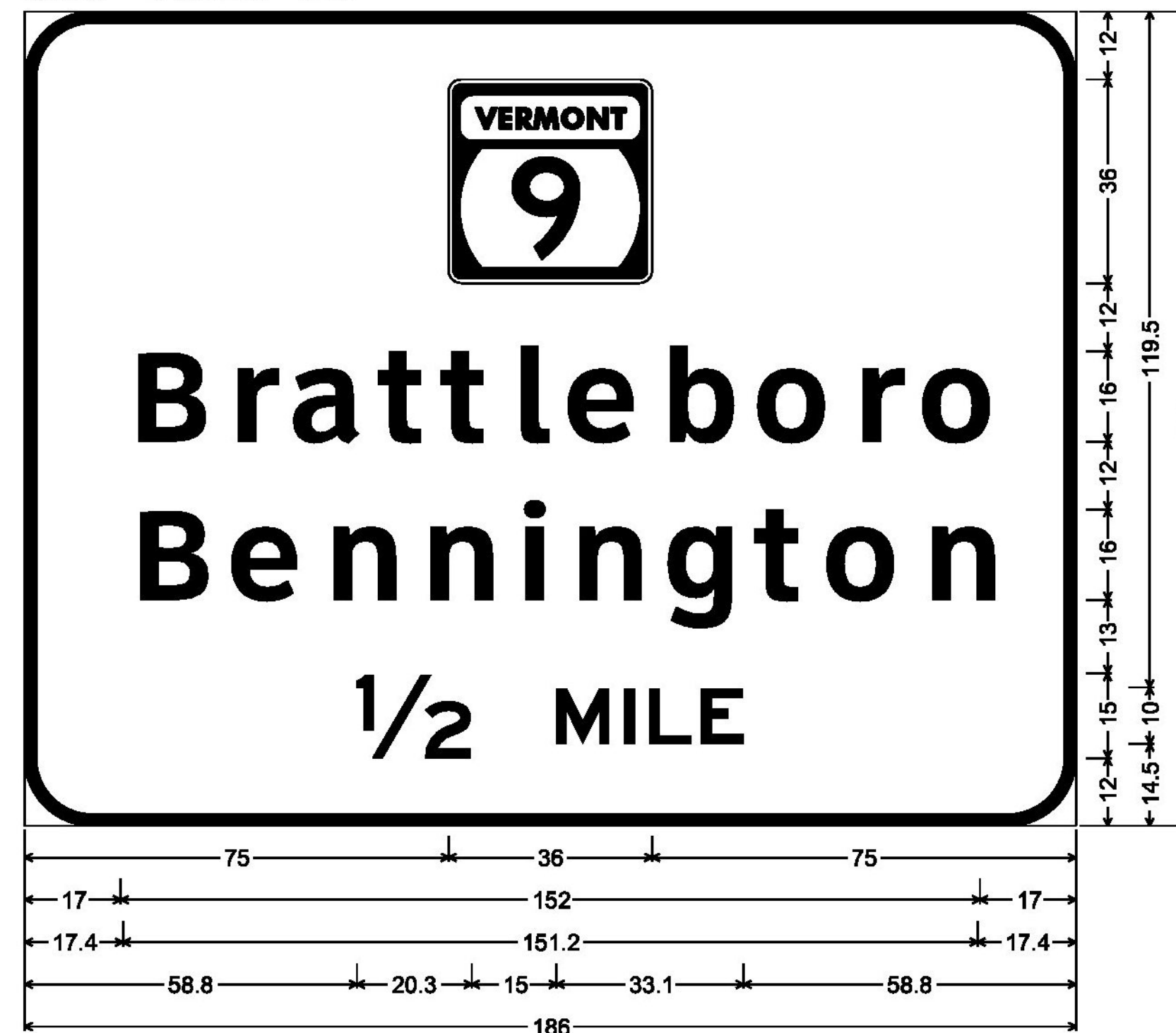


MM 8.078 NB  
MM 10.200 SB



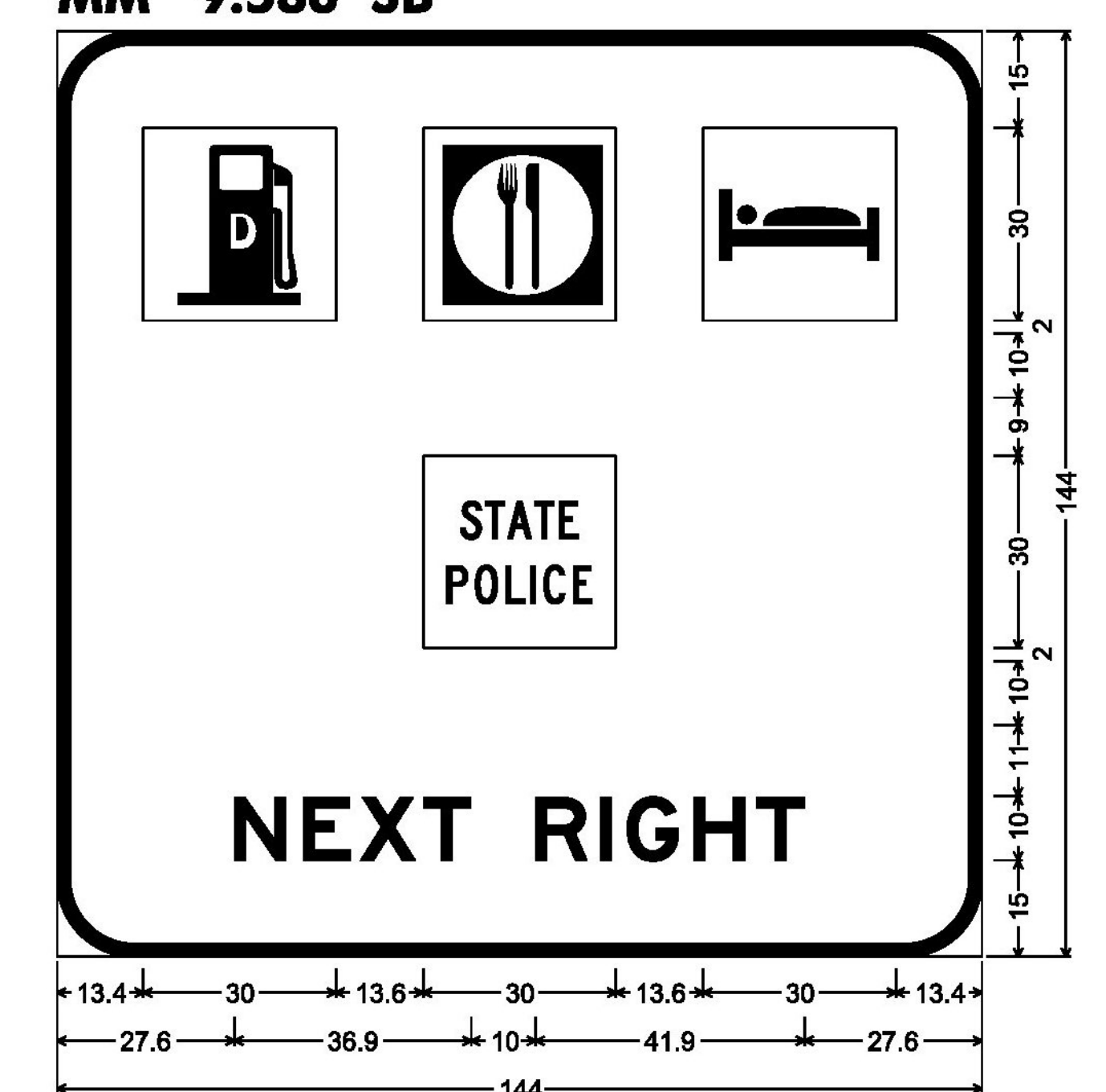
12.0" Radius, 2.0" Border, White on Green;  
VT 9; [Brattleboro] ClearviewHwy-5-W; [Bennington] ClearviewHwy-5-W; [1] E 2K;  
[MILE] E 2K;

MM 9.720 SB



12.0" Radius, 2.0" Border, White on Green;  
VT 9; [Brattleboro] ClearviewHwy-5-W; [Bennington] ClearviewHwy-5-W; [1/2] E 2K;  
[MILE] E 2K;

MM 8.662 NB  
MM 9.583 SB



12.0" Radius, 2.0" Border, White on Blue;  
[NEXT RIGHT] E 2K;

MM 8.929 NB  
MM 9.255 SB



12.0" Radius, 2.0" Border, White on Green;  
VT 9; [Brattleboro] ClearviewHwy-5-W; [Bennington] ClearviewHwy-5-W;  
Arrow 180 - 35.0° 45°;

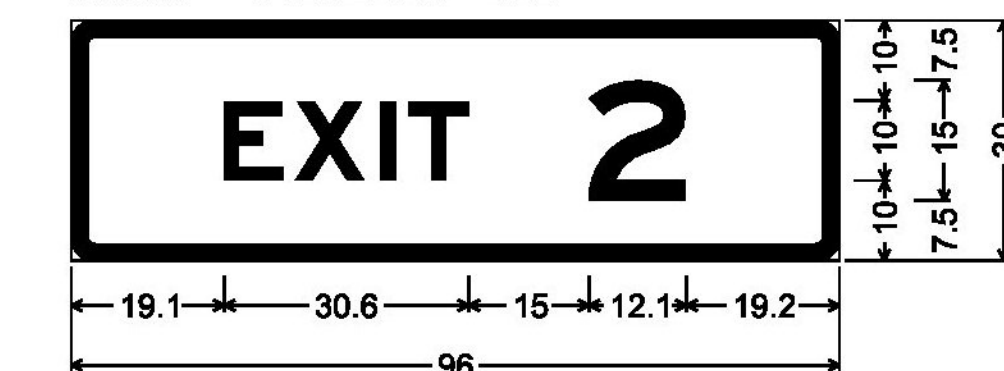
MM 8.232 NB  
MM 9.883 SB



12.0" Radius, 2.0" Border, White on Green;  
[TO] E 2K; VT30; [Manchester] ClearviewHwy-5-W; [EXIT] E 2K; [2] E 2K;

LAYOUT OF SIGN LEGEND TO  
ACCOMMODATE FUTURE EXIT NUMBER 9

MM 8.078 NB  
MM 8.929 NB  
MM 9.255 SB  
MM 9.720 SB  
MM 10.200 SB



3.0" Radius, 2.0" Border, White on Green;  
[EXIT] E 2K; [2] E 2K;

LAYOUT OF SIGN LEGEND TO  
ACCOMMODATE FUTURE EXIT NUMBER 9

CLD 12-0350 MODEL: SIGN04



540 Commercial Street, Manchester, NH 03101  
(603) 668-8223 • Fax: (603) 668-8802  
cid@cldeengineers.com • www.cldeengineers.com  
Maine • New Hampshire • Vermont

PROJECT NAME: GUILFORD-ROCKINGHAM  
PROJECT NUMBER: IMG SIGN(44)

FILE NAME: z12A528frm.dgn  
PROJECT LEADER: C. GREGORY  
DESIGNED BY: D. MUNRO  
SIGN DETAIL SHEET 4

PLOT DATE: 4/17/2014  
DRAWN BY: S. GOODWIN  
CHECKED BY: D. MUNRO  
SHEET 137 OF 157