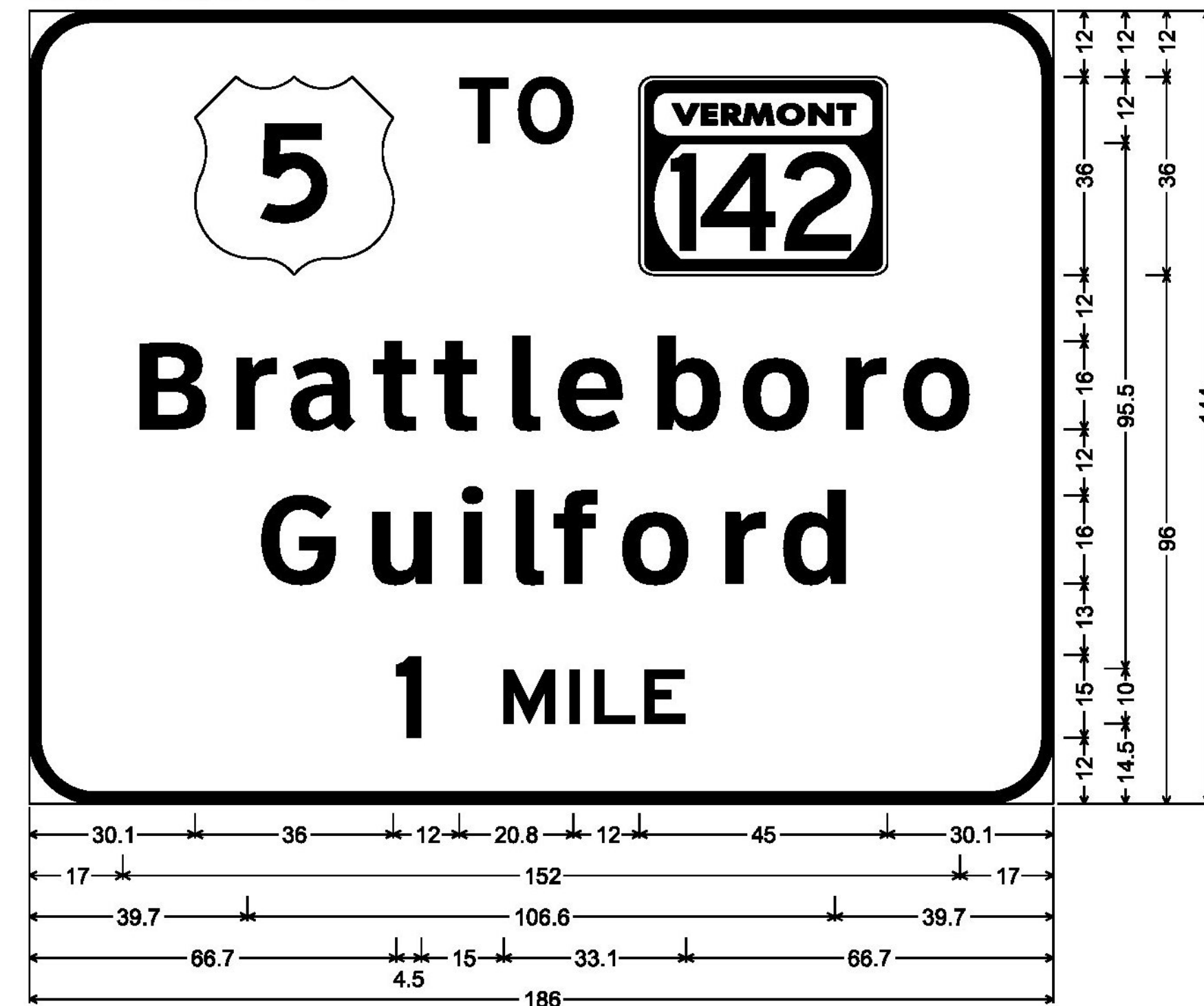
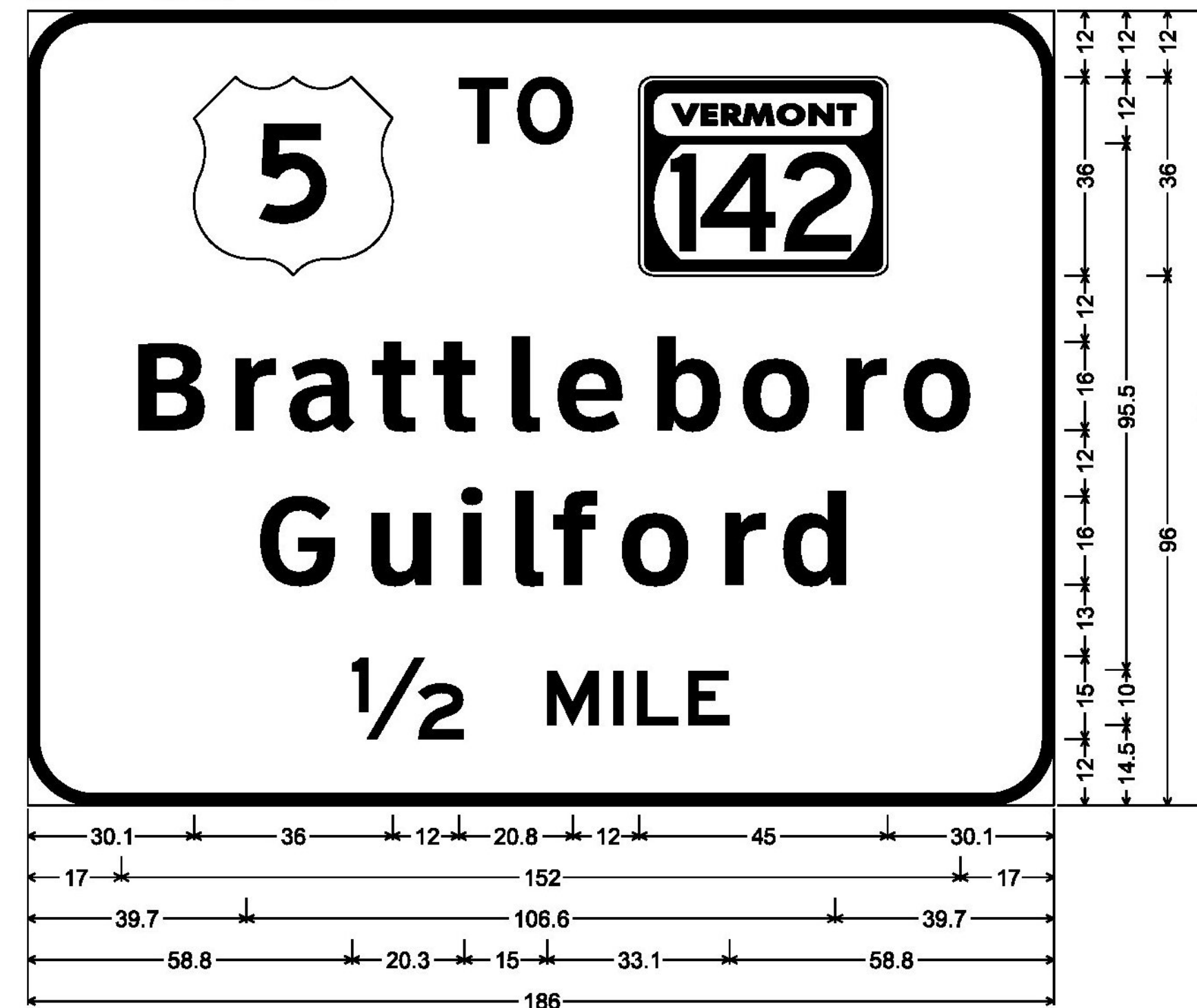


MM 6.129 NB
MM 8.860 SB




12.0" Radius, 2.0" Border, White on Green;
[TO] E 2K; VT142; [Brattleboro] ClearviewHwy-5-W; [Guilford] ClearviewHwy-5-W;
[1] E 2K; [MILE] E 2K;

MM 8.450 SB



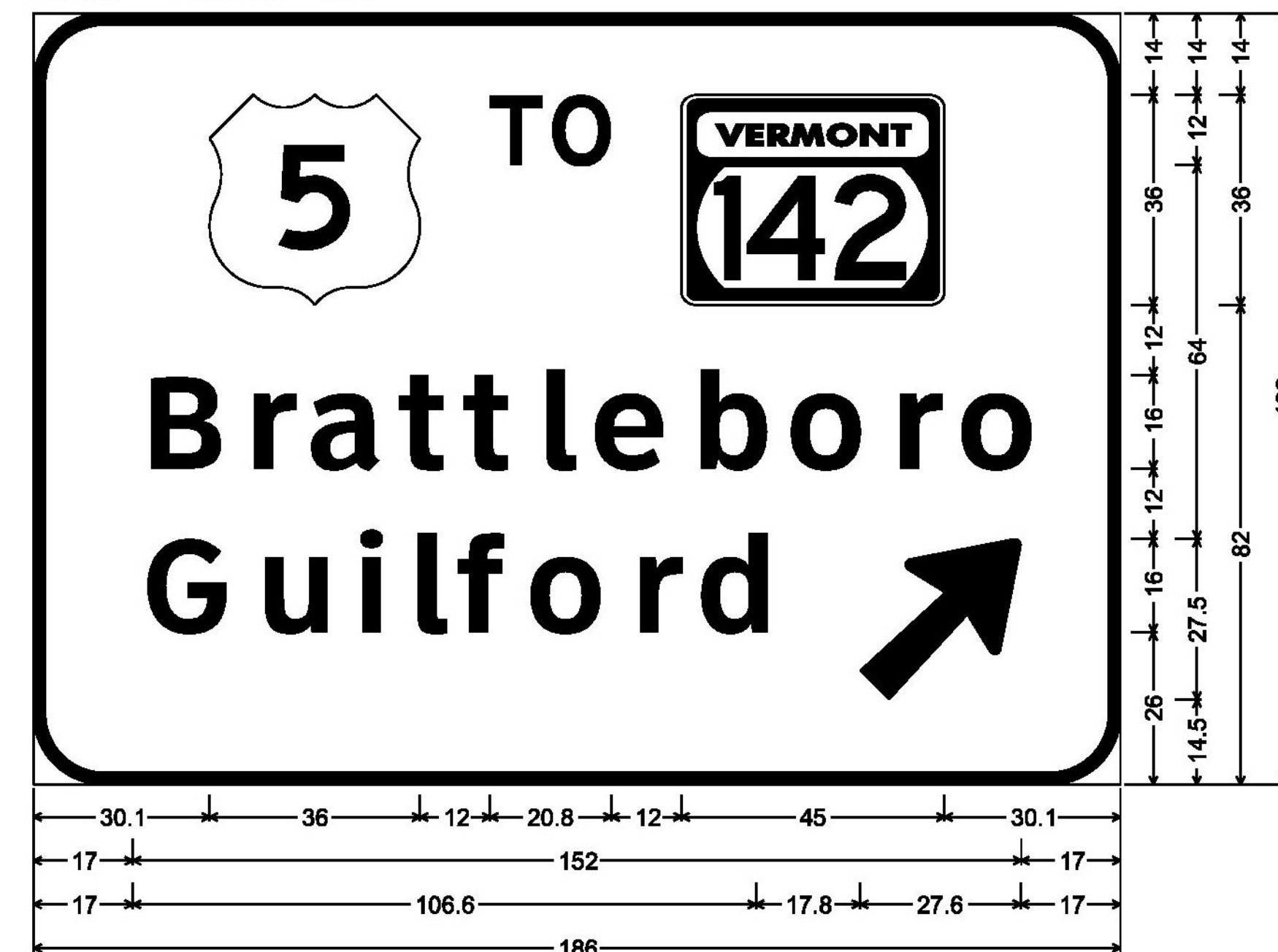
12.0" Radius, 2.0" Border, White on Green;
[TO] E 2K; VT142; [Brattleboro] ClearviewHwy-5-W; [Guilford] ClearviewHwy-5-W;
[1/2] E 2K; [MILE] E 2K;

MM 7.050 NB
MM 8.050 SB



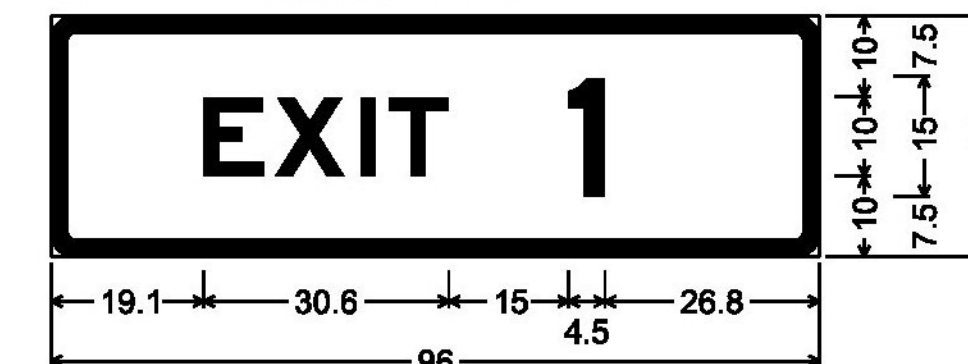
12.0" Radius, 2.0" Border, White on Blue;
[NEXT RIGHT] E 2K;

MM 7.248 NB
MM 7.870 SB



12.0" Radius, 2.0" Border, White on Green;
[TO] E 2K; VT142; [Brattleboro] ClearviewHwy-5-W; [Guilford] ClearviewHwy-5-W;
Arrow 160 - 35.0" 45";

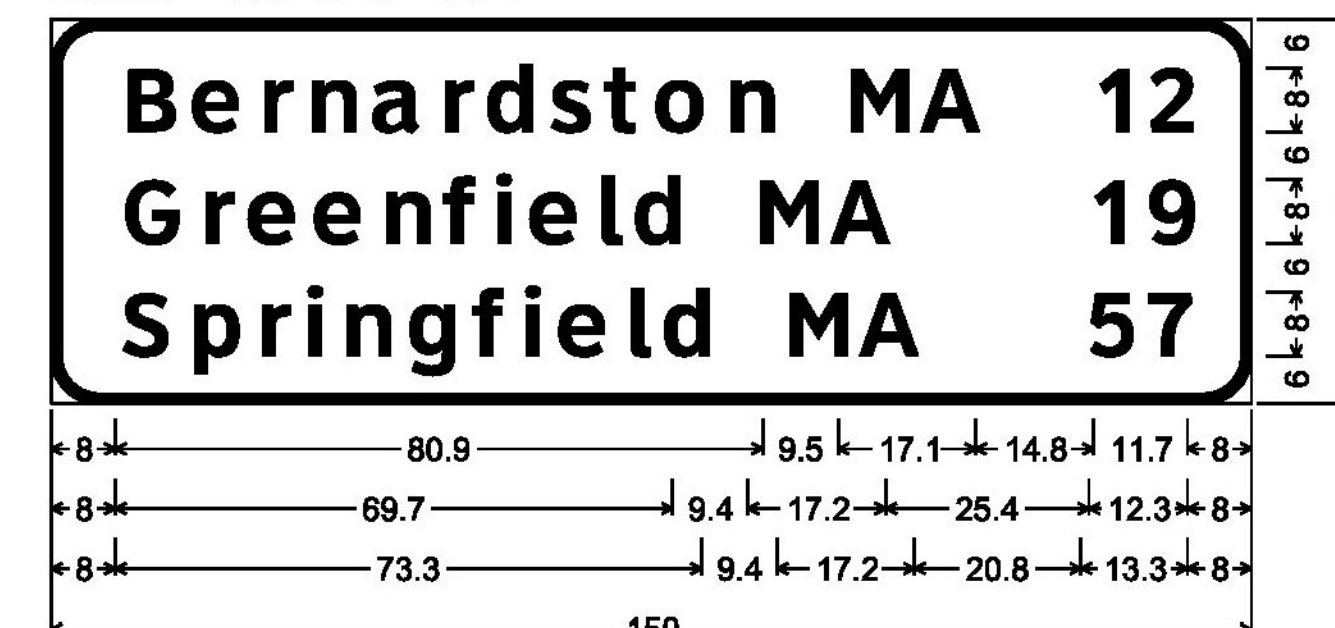
MM 6.129 NB
MM 7.248 NB
MM 7.870 SB
MM 8.450 SB
MM 8.860 SB



3.0" Radius, 2.0" Border, White on Green;
[EXIT] E 2K; [1] E 2K;

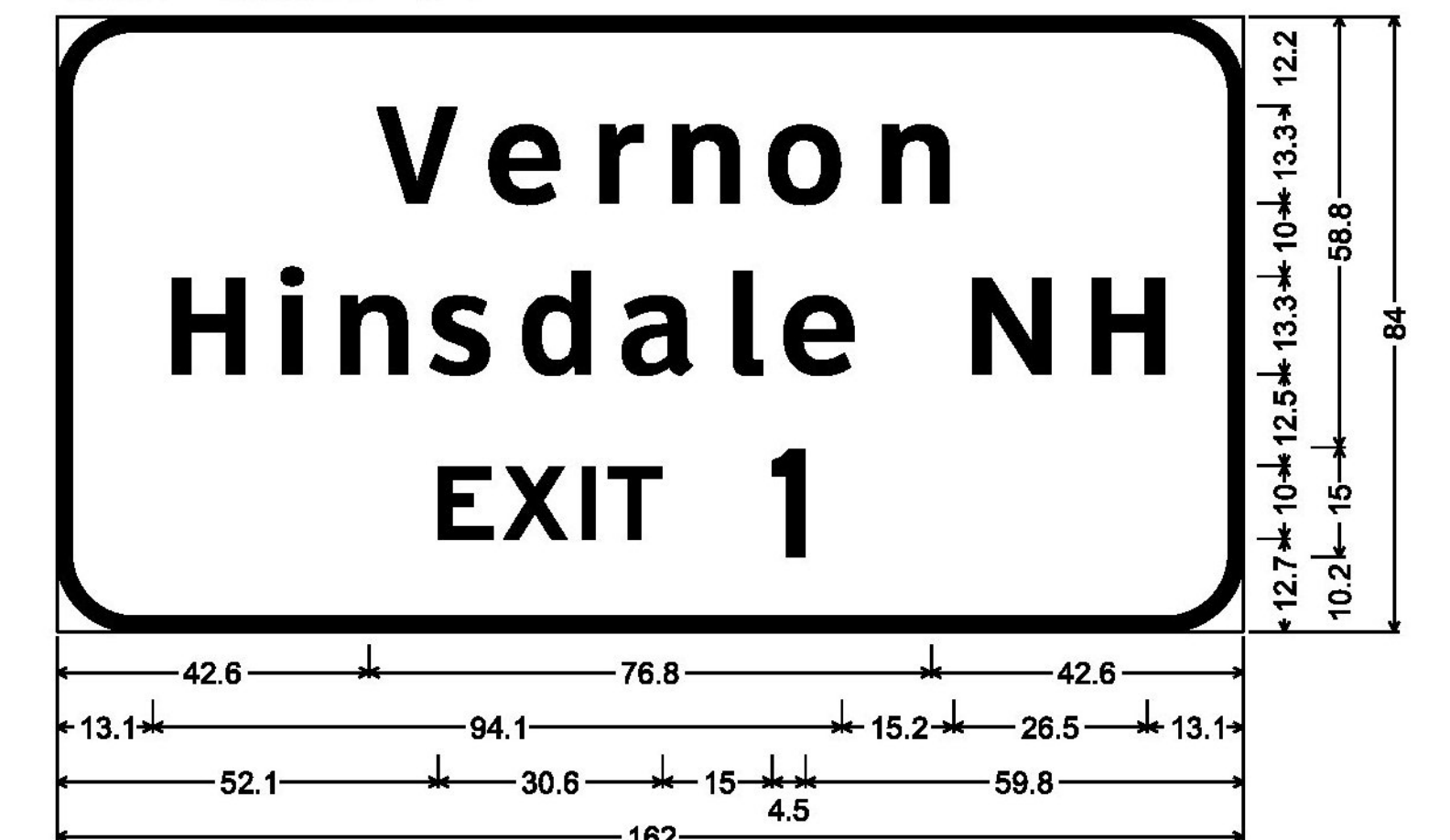
LAYOUT OF SIGN LEGEND TO
ACCOMMODATE FUTURE EXIT NUMBER 7

MM 6.270 SB



6.0" Radius, 1.3" Border, White on Green;
[Bernardston MA] ClearviewHwy-5-W; [12] ClearviewHwy-5-W;
[Greenfield MA] ClearviewHwy-5-W; [19] ClearviewHwy-5-W;
[Springfield MA] ClearviewHwy-5-W; [57] ClearviewHwy-5-W;

MM 6.607 NB
MM 8.650 SB



10.5" Radius, 2.0" Border, White on Green;
[Vernon] ClearviewHwy-5-W; [Hinsdale NH] ClearviewHwy-5-W; [EXIT] E 2K;
[1] E 2K;

LAYOUT OF SIGN LEGEND TO
ACCOMMODATE FUTURE EXIT NUMBER 7

CLD 12-0350 MODEL: SIGN03



540 Commercial Street, Manchester, NH 03101
(603) 668-8223 • Fax: (603) 668-8802
cid@cldeengineers.com • www.cldeengineers.com
Maine • New Hampshire • Vermont

PROJECT NAME: GUILFORD-ROCKINGHAM
PROJECT NUMBER: IMG SIGN(44)

FILE NAME: z12A528frm.dgn
PROJECT LEADER: C. GREGORY
DESIGNED BY: D. MUNRO
SIGN DETAIL SHEET 3

PLOT DATE: 4/17/2014
DRAWN BY: S. GOODWIN
CHECKED BY: D. MUNRO
SHEET 136 OF 157