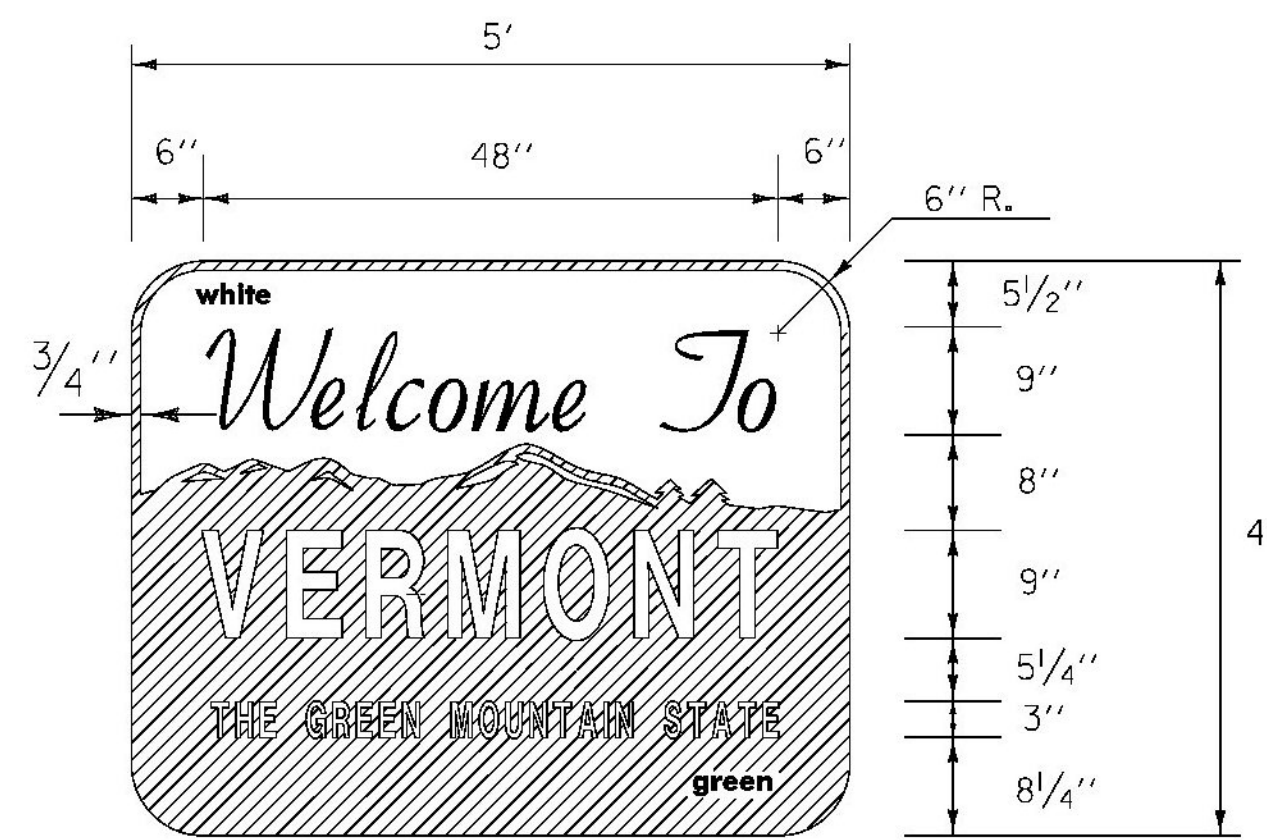


MM 0.019 NB



NOTE: VD-421
 FOR THE WORDS "WELCOME TO" USE GERBER FONT MURRAY HILL BOLD OR EQUIVALENT. TEXT COLOR SHALL BE GREEN. ALL OTHER TEXT USE GERBER FONT SOUVENIR DEMIBOLD OR EQUIVALENT. TEXT COLOR SHALL BE WHITE. REFER TO STD. E-131 FOR COLORS.
 MATERIALS:
 THE SIGN BASE MATERIALS FOR THIS SIGN SHALL BE FLAT SHEET ALUMINUM 0.125" (MINIMUM).



MM 0.688 NB



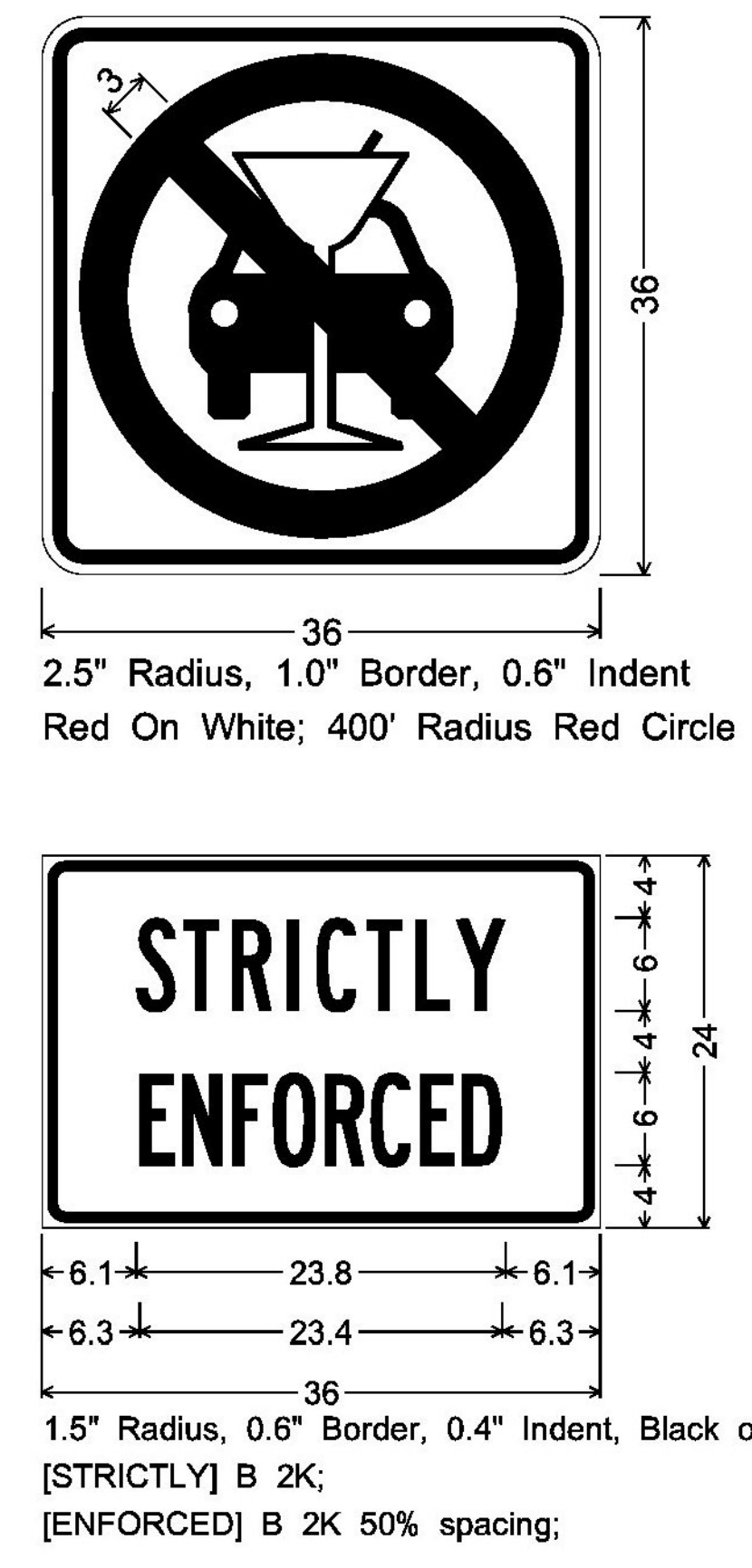
*REDUCE SPACING 50%
 COLORS: BLACK TEXT & BORDER ON WHITE RETROREFLECTIVE BACKGROUND

**MM 2.084 NB
 MM 14.100 SB**



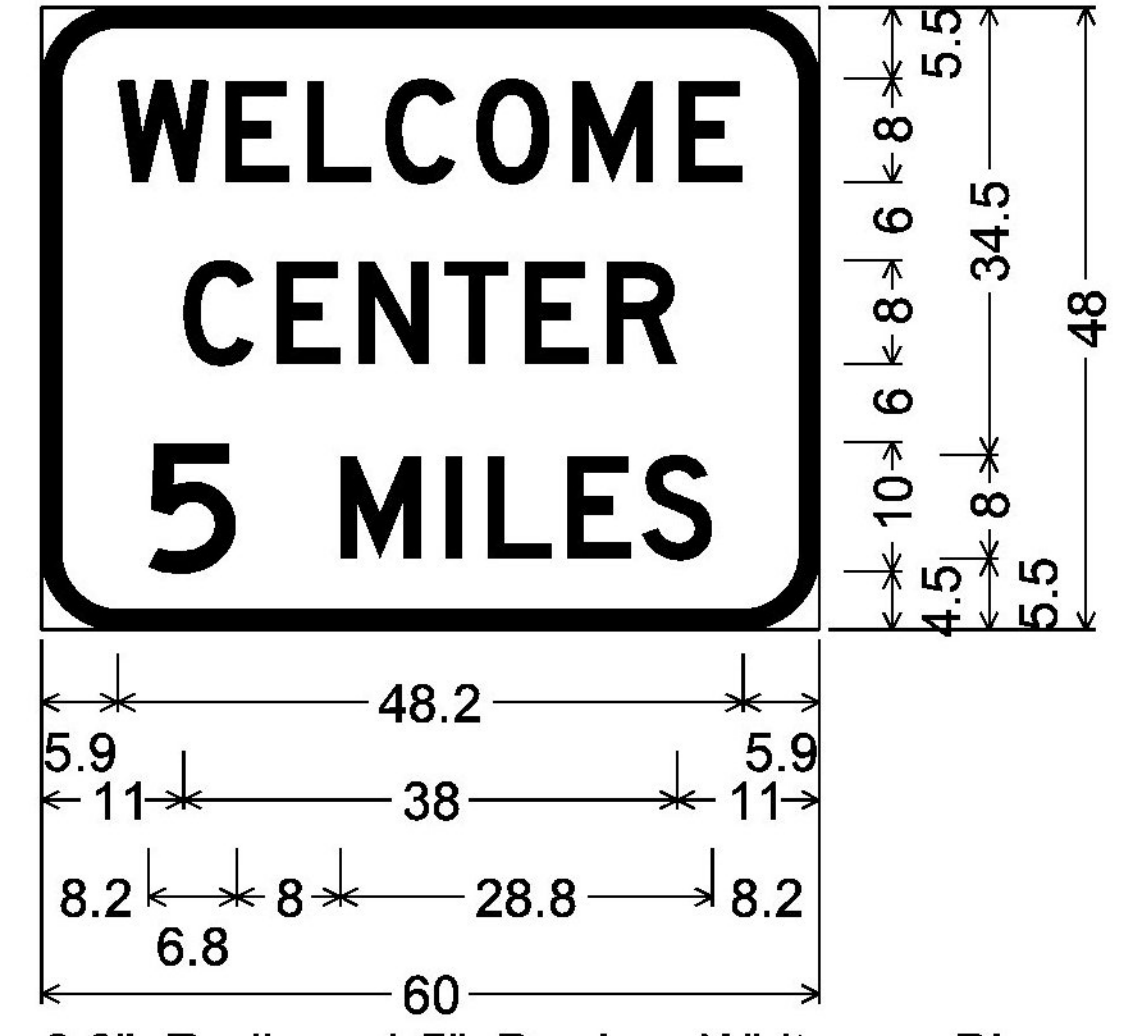
LEGEND: WHITE (RETROREFLECTIVE)
 BACKGROUND: BLUE (RETROREFLECTIVE)

MM 0.783 NB

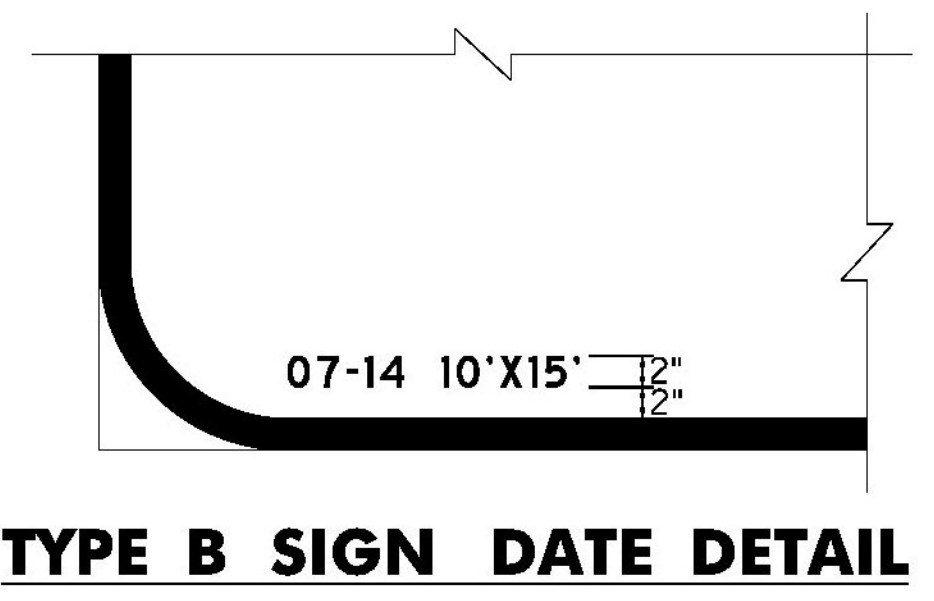


GENERAL SIGN DETAIL NOTES

- THE NOTE BELOW EACH SIGN DETAIL INCLUDES THE CORNER RADII, BORDER WIDTH, TEXT COLOR, BACKGROUND COLOR AND TEXT SERIES TO BE USED. COLOR IS SPECIFIED AS LEGEND/BORDER COLOR "ON" BACKGROUND COLOR (I.E., WHITE ON BLUE).
- UNLESS NOTED OTHERWISE ON THESE DETAILS OR ON THE TRAFFIC SIGN SUMMARY SHEETS, THE FOLLOWING COLORS AND RETROREFLECTIVITY SHALL APPLY:
 - TYPE A SIGNS:
 - WHITE LEGEND/BORDER SHALL BE ASTM D4956 TYPE III RETROREFLECTIVE (MIN.).
 - GREEN, BLUE, YELLOW OR WHITE BACKGROUND SHALL BE ASTM D4956 TYPE III RETROREFLECTIVE (MIN.).
 - TYPE B SIGNS:
 - WHITE LEGEND/BORDER SHALL BE ASTM D4956 TYPE IX RETROREFLECTIVE (MIN.).
 - GREEN, BLUE, YELLOW OR WHITE BACKGROUND SHALL BE ASTM D4956 TYPE III RETROREFLECTIVE (MIN.).
- TYPE A SIGNS MOUNTED AJACENT TO TYPE B SIGNS SHALL HAVE THE SAME LEGEND, BORDER AND BACKGROUND RETROREFLECTIVITY AS THE TYPE B SIGN.
- ALL COLORS SHALL CONFORM WITH THE COLORS ADOPTED BY AASHTO AND APPROVED BY FHWA.
- TEXT LAYOUT DIMENSIONS ARE BASED ON THE CLEARVIEW FONT OR THE STANDARD ALPHABETS SPACING CHARTS FOUND IN THE MUTCD "STANDARD HIGHWAY SIGNS" PUBLICATION. MINOR VARIATIONS IN TEXT DIMENSIONS ARE ACCEPTABLE BASED ON INDIVIDUAL MANUFACTURER'S LETTER FABRICATION. SIGNIFICANT CHANGES WHICH AFFECT SIGN APPEARANCE SHALL BE BROUGHT TO THE ATTENTION OF THE VTRANS TRAFFIC AND SAFETY SECTION BEFORE FABRICATION.
- UNLESS NOTED OTHERWISE, THE DESIGN/DIMENSIONS FOR SYMBOLS SHOWN ON THESE SIGNS CAN BE FOUND IN VTRANS' STANDARDS OR IN THE STANDARD HIGHWAY SIGNS PUBLICATION.
- FOR GUIDE SIGN ROUTE MARKER DETAILS, SEE "STANDARD HIGHWAY SIGNS" PUBLICATION AND VTRANS STANDARD E-136B.
- THE NOTE BELOW EACH GUIDE SIGN DETAIL SPECIFIES APPROPRIATE ARROW LENGTHS WHEN APPLICABLE. FOR ARROW DIMENSIONS REFER TO GUIDE SIGN ARROW DETAILS IN THE STANDARD HIGHWAY SIGNS PUBLICATION.
- SEE CHART BELOW FOR MINIMUM SHEET ALUMINUM THICKNESSES FOR TYPE A SIGNS, TYPE B SIGNS, AND TYPE A SIGNS THAT ARE ATTACHED TO TYPE B SIGNS, SHALL BE COMPRISED OF EXTRUDED ALUMINUM (REFER TO SECTION 675 OF THE SPECIFICATIONS).



6.0" Radius, 1.5" Border, White on Blue;
 [WELCOME] D 2K;
 [CENTER] D 2K; [5] D 2K;
 [MILES] D 2K;



- NOTES:
- ALL TYPE B SIGNS SHALL HAVE THE DATE OF MANUFACTURE AND SIGN DIMENSIONS PLACED IN THE LOWER LEFT CORNER OF THE SIGN.
 - DATE SHALL BE FORMATTED TO MONTH-YEAR (MM-YY). DIMENSIONS SHALL BE IN FEET.
 - LETTERS AND NUMBERS SHALL BE TWO IN. (50 MM) NON-REFLECTIVE WHITE ADHESIVE PRESSURE COPY.
 - APPLICATION OF COPY FOR TYPE B SIGNS SHALL BE CUT-OUT OR SILK SCREENED AS SPECIFIED BY THE SHEETING MANUFACTURER.

SIGN SIZE	THICKNESS		
	0.080"	0.100"	0.125"
12" X 12"			
18" X 18"			
21" X 15"			
24" X 8"			
24" X 10"			48" X 18"
24" X 12"	36" X 12"	48" X 24"	
24" X 18"	36" X 15"	48" X 30"	
24" X 24"	36" X 18"	48" X 42"	
24" X 30"	36" X 24"	48" X 48"	
30" X 15"	36" X 36"	48" X 60"	
30" X 18"	36" X 42"	72" X 10"	
30" X 30"	36" X 48"	72" X 12"	
30" X 42"	36" X 54"	72" X 20"	

SHEET ALUMINUM THICKNESS CHART

PROJECT NAME:	GUILFORD-ROCKINGHAM
PROJECT NUMBER:	IMG SIGN(44)
FILE NAME:	z12A528frm.dgn
PROJECT LEADER:	C. GREGORY
DESIGNED BY:	D. MUNRO
SIGN DETAIL SHEET I	
PLOT DATE:	4/17/2014
DRAWN BY:	S. GOODWIN
CHECKED BY:	D. MUNRO
SHEET	134 OF 157

