(FOR INDEPENDENT USE)

SIGN	DIMENSIONS (Inches)/LETTER FONTS								
	A	B	C	D	E	F	G	H	I
1,2 DIGITS	24	24	12D	1/2	1 1/2	9D	6D	5B	1/2
1,2 DIGITS	36	36	18D	3/4	2 1/4	14D	9D	9B	3/4

* OPTICALLY PLACE NUMERALS WITHIN SHIELD

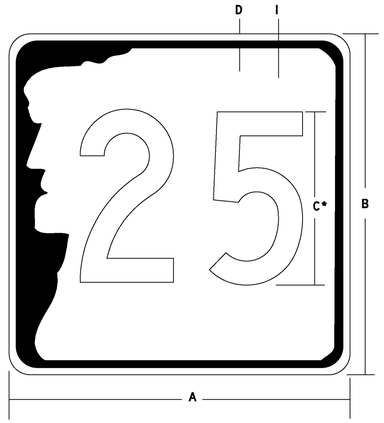

M1-5

N.H. STATE ROUTE MARKER

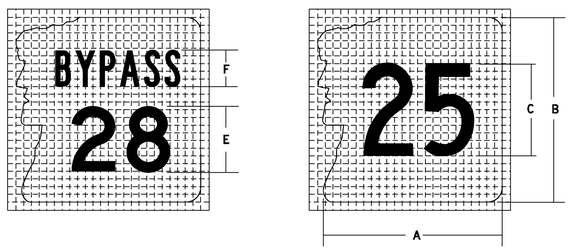

SIGN	DIMENSIONS (Inches)/LETTER FONTS					
	A	B	C	D	E	F
1 DIGIT	18	18	10E	-	8D	4B
2 DIGIT	18	18	10C	4D	8D	4B
3 DIGIT	18	18	10B	4D	8B	4B
1 DIGIT	24	24	14E	-	11D	6B
2 DIGIT	24	24	14C	6D	11D	6B
3 DIGIT	24	24	12B	6D	11B	6B

NH STATE ROUTE MARKER PATTERN FOR GUIDE SIGN USE

NOTES:

1. OPTICALLY PLACE NUMERALS WITHIN SHIELD.
2. ANY 2 DIGIT ROUTE WITH ONE OR MORE #1's IN THE COPY WILL BE A "D" SERIES.

NH ROUTE MARKER GENERAL NOTES

1. BACKGROUND FOR ALL SHIELDS FOR C & CC SIGNS SHALL BE WHITE TYPE III. BACKGROUND FOR ALL SHIELDS ON OVERHEAD STRUCTURES SHALL BE TYPE VII, VIII, IX OR X.
2. SHEET ALUMINUM USED FOR DEMOUNTABLE ROUTE MARKERS SHALL CONFORM TO THE OUTLINE OF THE SHIELD.
3. NEW HAMPSHIRE STATE ROUTE MARKERS SHALL UTILIZE "THE OLD MAN" IMAGE OR OUTLINE AS FOLLOWS:
   - INDEPENDENT ROUTE MARKERS SHALL HAVE BLACK TEXT INSIDE A BLACK "OLD MAN" IMAGE AS SHOWN ABOVE.

NOTE:

THIS INFORMATION IS FROM THE NEW HAMPSHIRE DEPARTMENT OF TRANSPORTATION STANDARD PLANS, STANDARD NO. SG-1. REVISION DATE 02-26-2010

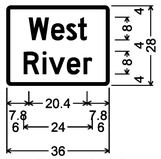

1.5" Radius, 0.6" Border, 0.4" Indent, White on Green;
[West] D 2K;
[River] D 2K;

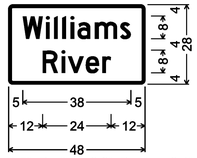

1.5" Radius, 0.6" Border, 0.4" Indent, White on Green;
[Williams] D 2K;
[River] D 2K;

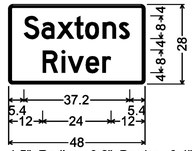

1.5" Radius, 0.6" Border, 0.4" Indent, White on Green;
[Saxtons] D 2K;
[River] D 2K;

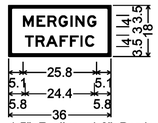

1.5" Radius, 1.0" Border, Black on Yellow;
[MERGING] E 2K;
[TRAFFIC] E 2K;

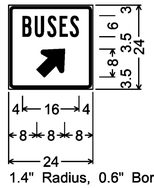

1.4" Radius, 0.6" Border, 0.4" Indent, White on Blue;
[BUSES] B 2K;
Standard Arrow Custom 9.7" X 8.6" 45°;

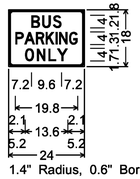

1.4" Radius, 0.6" Border, White on Blue;
[BUS] D 2K;
[PARKING] D 2K 50% spacing;
[ONLY] D 2K;

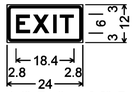

1.4" Radius, 0.6" Border,
0.4" Indent, White on Blue;
[EXIT] E 2K;

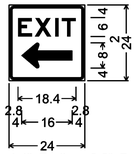

1.4" Radius, 0.6" Border, 0.4" Indent, White on Blue;
[EXIT] E 2K;
Standard Arrow Custom 16.0" X 8.0" 180°;

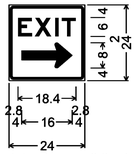

1.4" Radius, 0.6" Border, 0.4" Indent, White on Blue;
[EXIT] E 2K;
Standard Arrow Custom 16.0" X 8.0" 0°;

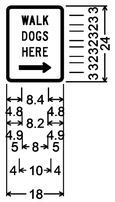

1.5" Radius, 0.4" Border, 0.4" Indent, Black on White;
[WALK] C;
[DOGS] C;
[HERE] C;
Standard Arrow Custom 10.0" X 3.1" 0°;

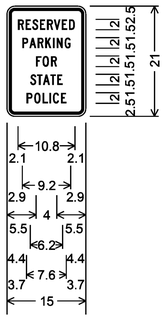

1.5" Radius, 0.4" Border, 0.4" Indent, White on Red;
[RESERVED] C 2K;
[PARKING] C 2K;
[FOR] C 2K;
[STATE] C 2K;
[POLICE] C 2K;

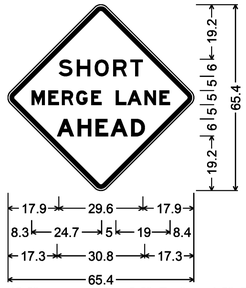

48.0" across sides 3.0" Radius, 1.3" Border, 0.8" Indent, Black on Yellow;
[SHORT] E;
[MERGE LANE] E Mod;
[AHEAD] E Mod;
Fluorescent Yellow Type IX Sheeting

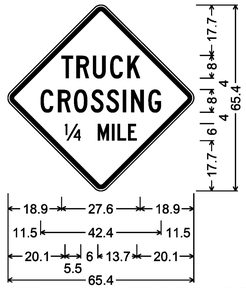

48.0" across sides 3.0" Radius, 1.3" Border, 0.8" Indent, Black on Yellow;
[TRUCK] C 2K;
[CROSSING] C 2K;
[1/4 MILE] C 2K 80% spacing;

1.5" Radius, 0.6" Border, 0.4" Indent, Black on Yellow;
[OFFICIAL] C 2K;
[USE] C 2K 75% spacing;
[ONLY] C 2K 75% spacing;

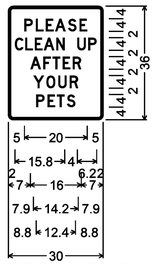

1.5" Radius, 0.4" Border, 0.4" Indent, Black on White;
[PLEASE] D;
[CLEAN UP] D 80% spacing;
[AFTER] D;
[YOUR] D;
[PETS] D;

CONSULTING ENGINEERS
540 Commercial Street, Manchester, NH 03101
(603) 668-8223 • Fax: (603) 668-8802
cld@cldengineers.com • www.cldengineers.com
Maine • New Hampshire • Vermont

PROJECT NAME: GUILFORD-ROCKINGHAM
PROJECT NUMBER: IMG SIGN(44)

FILE NAME: z12A528frm.dgn
PROJECT LEADER: C. GREGORY
DESIGNED BY: D. MUNRO
SIGN DETAIL SHEET 14
PLOT DATE: 4/17/2014
DRAWN BY: S. GOODWIN
CHECKED BY: D. MUNRO
SHEET 147 OF 157

CLD 12-0350 MODEL: SIGN14