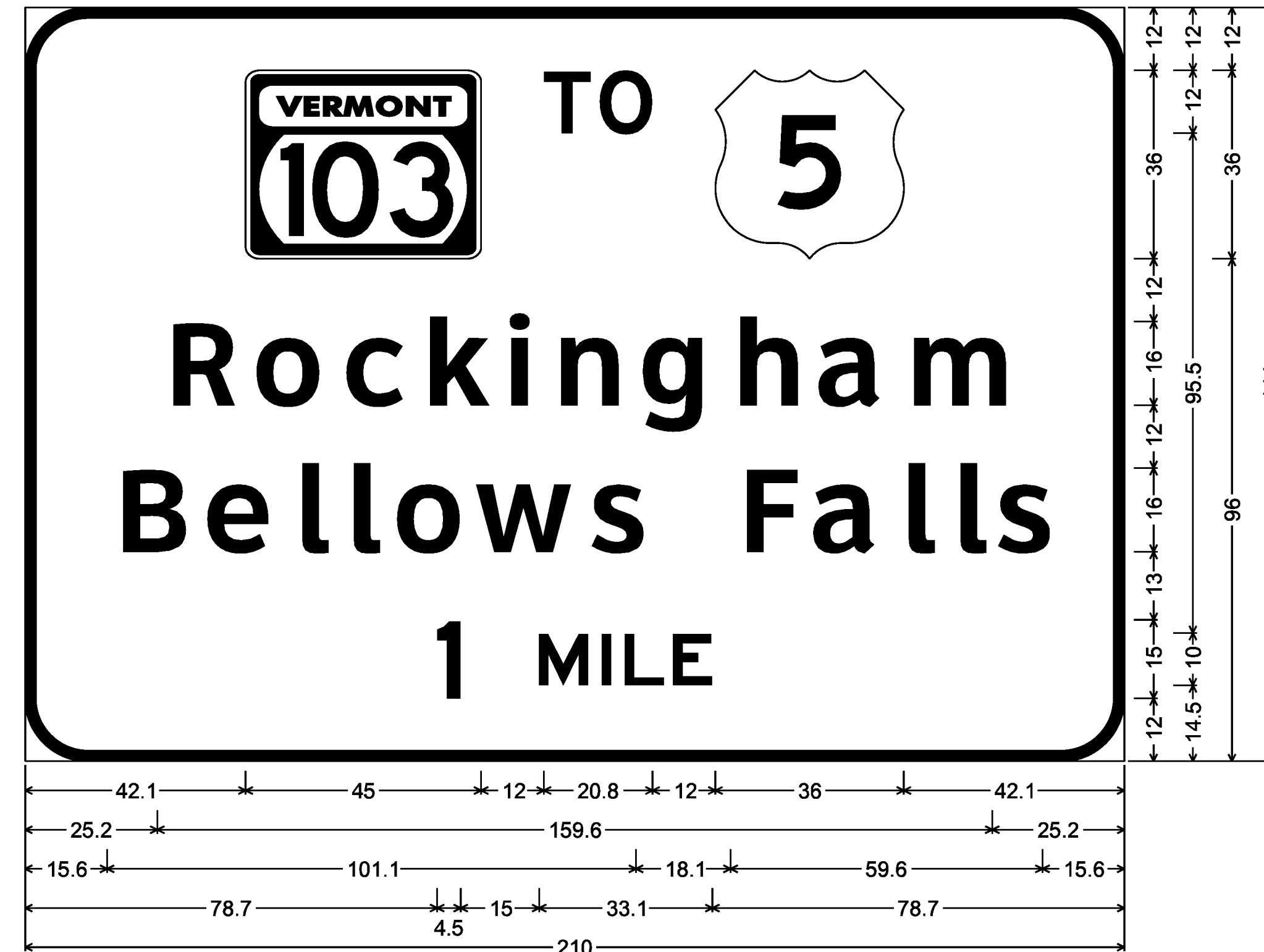
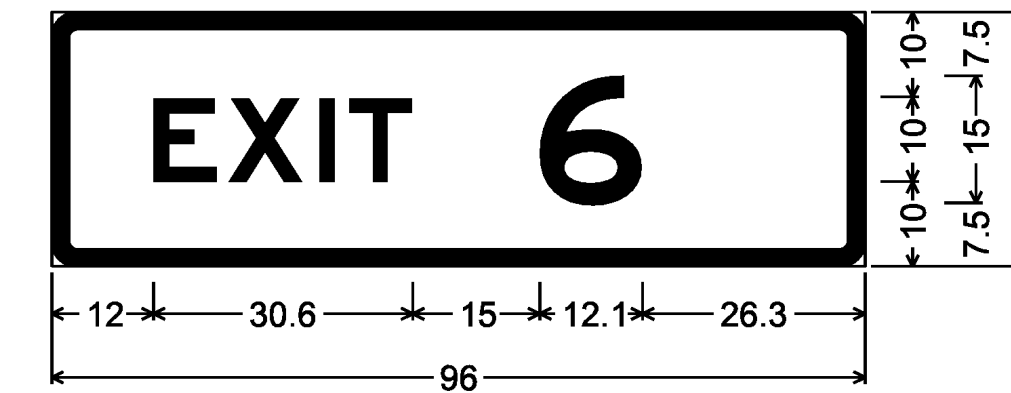


MM 35.995 SB



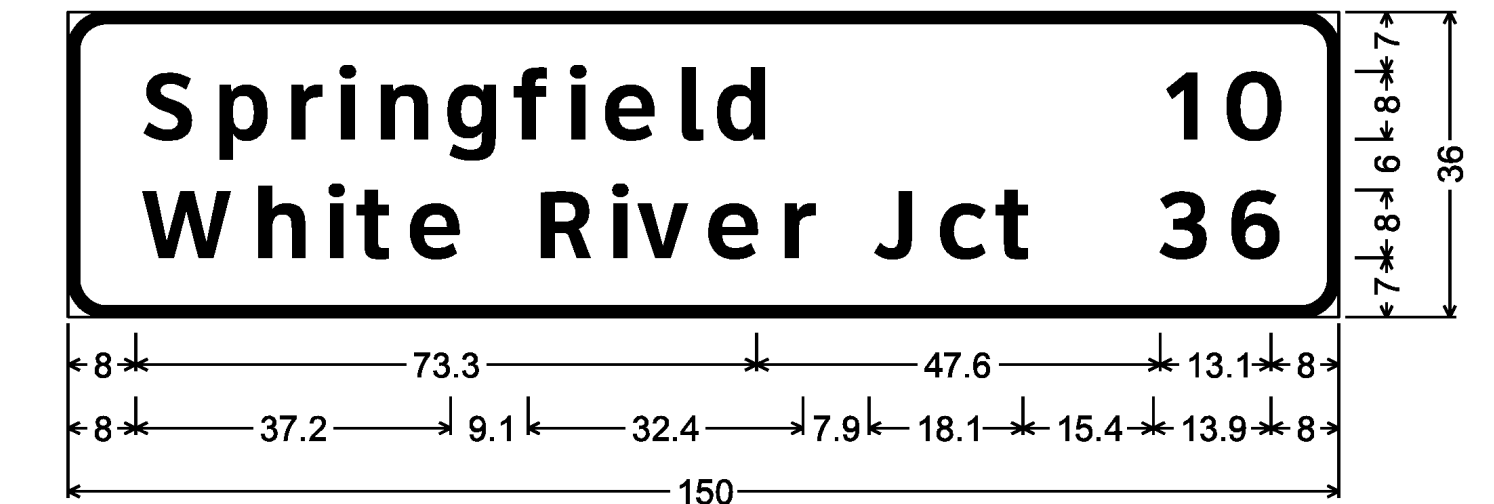
12.0" Radius, 2.0" Border, White on Green;  
 VT103; [TO] E 2K; [Rockingham] ClearviewHwy-5-W; [Bellows Falls] ClearviewHwy-5-W; [1] E 2K;  
 [MILE] E 2K;

MM 32.832 NB  
 MM 33.765 NB  
 MM 34.109 NB  
 MM 35.307 SB  
 MM 35.995 SB



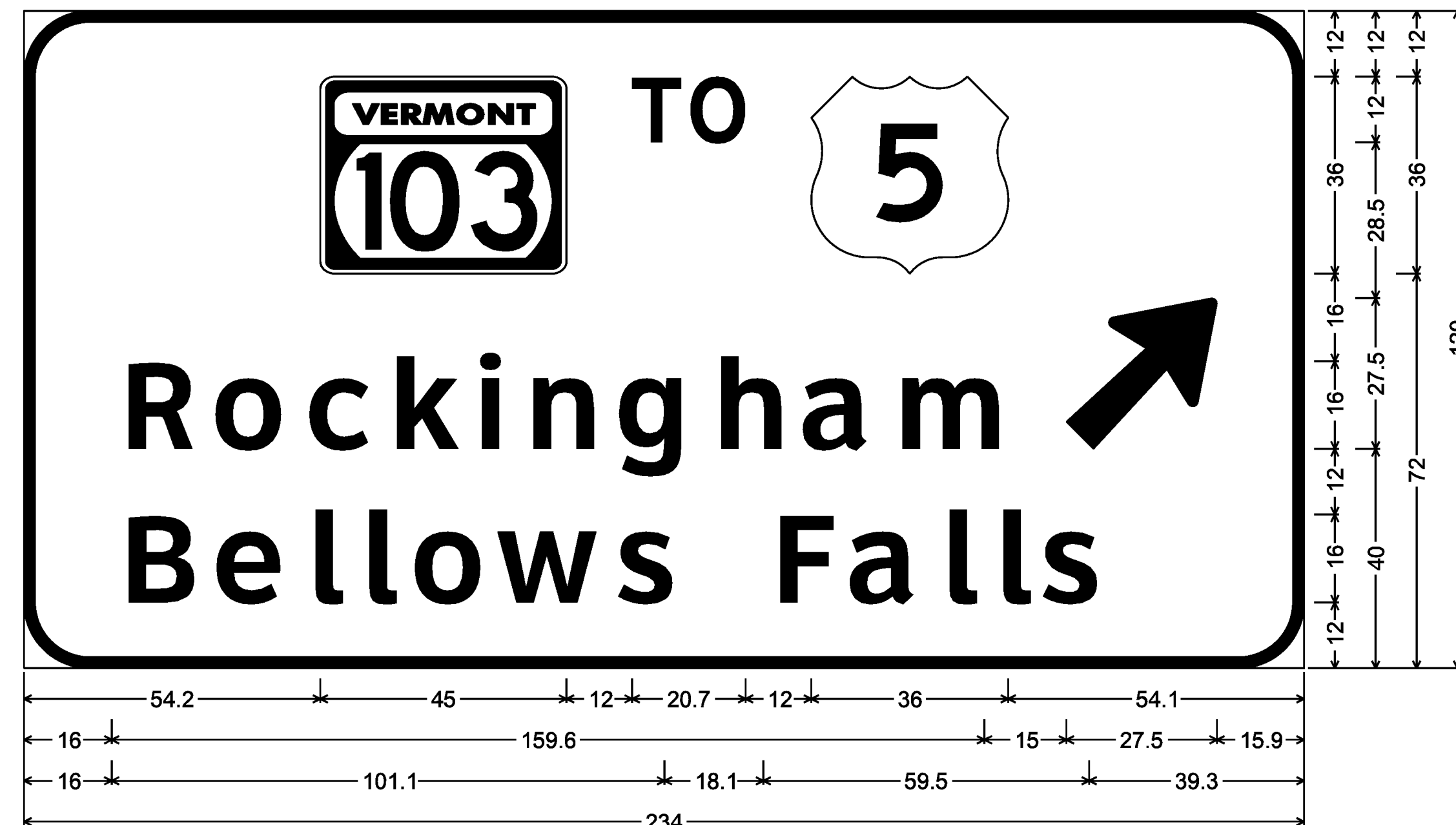
3.0" Radius, 2.0" Border, White on Green;  
 [EXIT] E 2K; [6] E 2K;  
 LAYOUT OF SIGN LEGEND TO  
 ACCOMMODATE FUTURE EXIT NUMBER 35

MM 35.996 NB



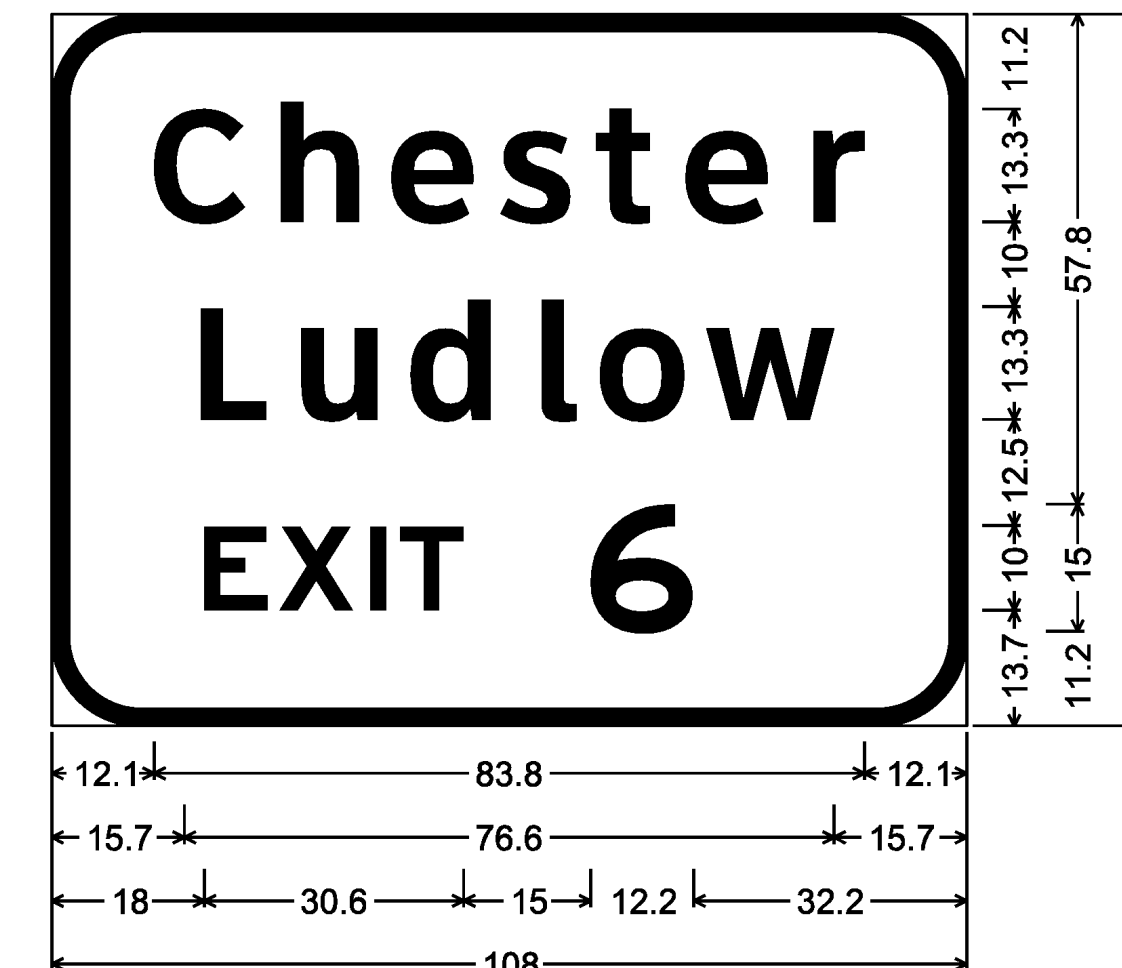
4.5" Radius, 1.3" Border, White on Green;  
 [Springfield] ClearviewHwy-5-W; [White River Jct] ClearviewHwy-5-W;  
 [10] ClearviewHwy-5-W; [36] ClearviewHwy-5-W;

MM 35.307 SB



12.0" Radius, 2.0" Border, White on Green;  
 VT103; [TO] E 2K; [Rockingham] ClearviewHwy-5-W; Arrow 160 - 35.0" 45°; [Bellows Falls] ClearviewHwy-5-W;

MM 33.558 NB  
 MM 35.809 SB



10.5" Radius, 2.0" Border, White on Green;  
 [Chester] ClearviewHwy-5-W;  
 [Ludlow] ClearviewHwy-5-W; [EXIT] E 2K; [6] E 2K;  
 LAYOUT OF SIGN LEGEND TO  
 ACCOMMODATE FUTURE EXIT NUMBER 35

MM 34.390 SB



4.5" Radius, 1.3" Border, White on Green;  
 [Westminster] ClearviewHwy-5-W;  
 [Brattleboro] ClearviewHwy-5-W; [8] ClearviewHwy-5-W;  
 [27] ClearviewHwy-5-W;

CLD 12-0350 MODEL: SIGNIZ

**CLD CONSULTING ENGINEERS**  
 540 Commercial Street, Manchester, NH 03101  
 (603) 668-8223 • Fax: (603) 668-8802  
 clc@cldeengineers.com • www.cldeengineers.com  
 Maine • New Hampshire • Vermont

PROJECT NAME: GUILFORD-ROCKINGHAM	PLOT DATE: 4/17/2014
PROJECT NUMBER: IMG SIGN(44)	DRAWN BY: S. GOODWIN
FILE NAME: z12A528frm.dgn	CHECKED BY: D. MUNRO
PROJECT LEADER: C. GREGORY	SHEET 145 OF 157
DESIGNED BY: D. MUNRO	
SIGN DETAIL SHEET 12	