

TEMPORARY 6 INCH WHITE LINE, PAINT
 PARKING AREA
 NORTHBOUND OFF RAMP SOLID RT EDGE LINE
 INTERSTATE 91 DOTTED RT LANE LINE
 NORTHBOUND ON RAMP SOLID RT EDGE LINE
 INTERSTATE 91 DOTTED RT LANE LINE

TEMPORARY 6 INCH YELLOW LINE, PAINT
 PARKING AREA
 NORTHBOUND OFF RAMP SOLID LT EDGE LINE
 NORTHBOUND ON RAMP SOLID LT EDGE LINE

TEMPORARY 12 INCH WHITE LINE, PAINT
 PARKING AREA
 NORTHBOUND OFF RAMP SOLID LT GORE AREA
 INTERSTATE 91 SOLID RT GORE AREA
 NORTHBOUND ON RAMP SOLID LT GORE AREA
 INTERSTATE 91 SOLID RT GORE AREA

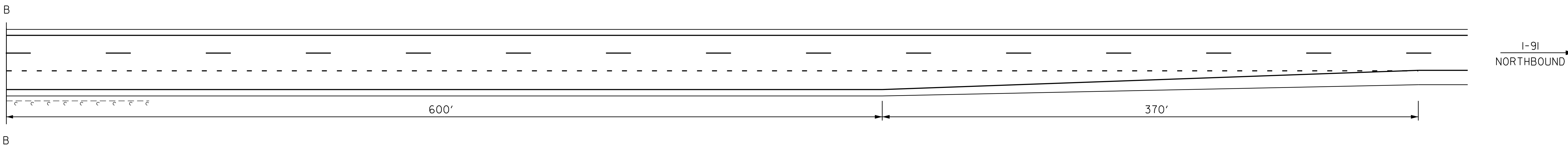
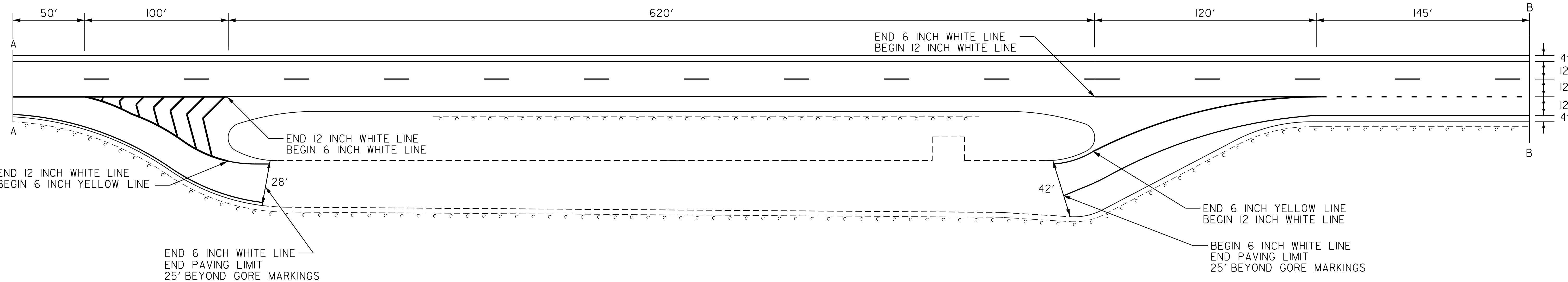
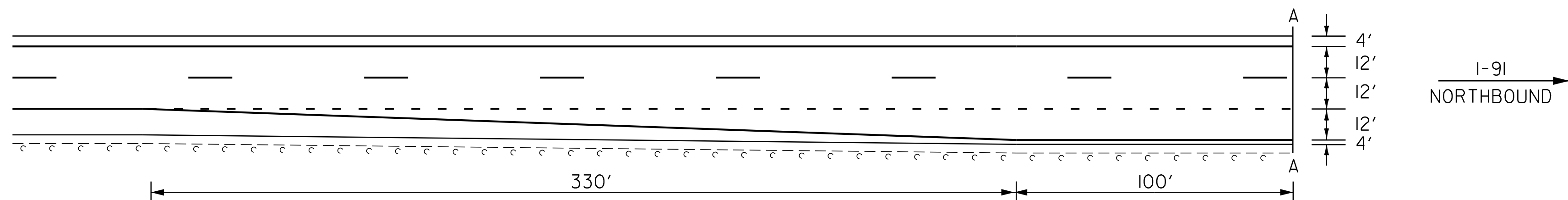
DURABLE 6 INCH WHITE LINE
 PARKING AREA
 NORTHBOUND OFF RAMP SOLID RT EDGE LINE
 INTERSTATE 91 DOTTED RT LANE LINE
 NORTHBOUND ON RAMP SOLID RT EDGE LINE
 INTERSTATE 91 DOTTED RT LANE LINE

DURABLE 6 INCH YELLOW LINE
 PARKING AREA
 NORTHBOUND OFF RAMP SOLID LT EDGE LINE
 NORTHBOUND ON RAMP SOLID LT EDGE LINE

DURABLE 12 INCH WHITE LINE
 PARKING AREA
 NORTHBOUND OFF RAMP SOLID LT GORE AREA
 INTERSTATE 91 SOLID RT GORE AREA
 NORTHBOUND ON RAMP SOLID LT GORE AREA
 INTERSTATE 91 SOLID RT GORE AREA

PARKING AREA NORTHBOUND

MM 20.438



NOTES:

1. SEE QUANTITY SHEETS FOR DURABLE PAVEMENT MARKING OPTIONS.

**PAVEMENT MARKING
 DETAIL SHEET 5
 PARKING AREA NB**

PROJECT NAME:	BRATTLEBORO - ROCKINGHAM
PROJECT NUMBER:	IM SURF (37)
FILE NAME: pl2a398.dgn	PLOT DATE: 27-MAR-2014 13:15
PROJECT LEADER: M. FOWLER	DRAWN BY: LOCKE
DESIGNED BY: LOCKE	CHECKED BY: HARRINGTON
IPARM FILE NAME: pl2a398pmd5.i	SHEET 16 OF 36