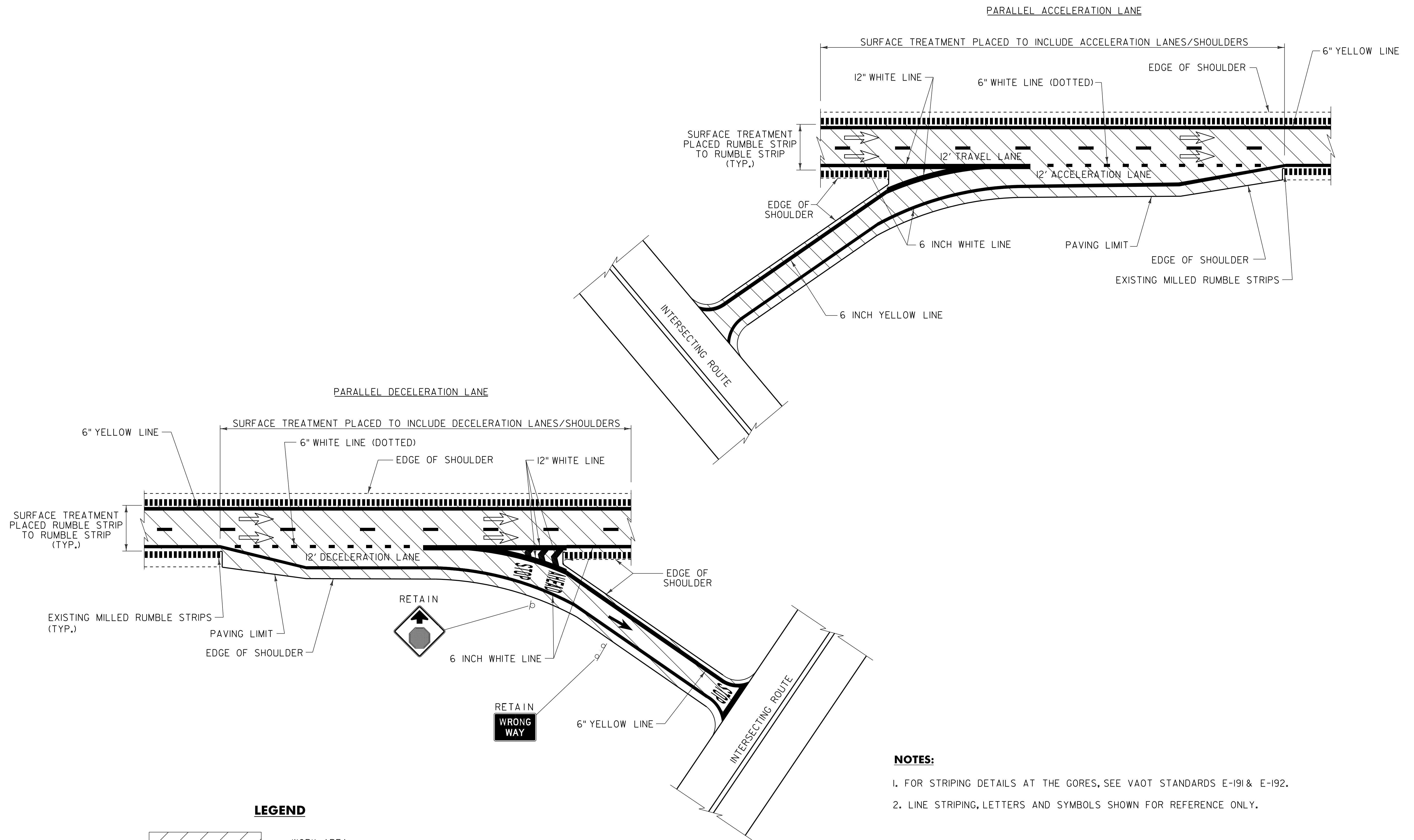


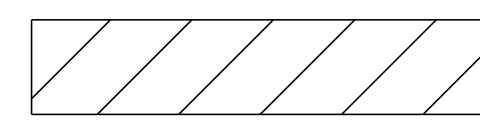
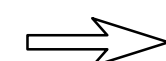

TYPICAL RAMP CONSTRUCTION DETAILS



NOTES:

1. FOR STRIPING DETAILS AT THE GORES, SEE VAOT STANDARDS E-191 & E-192.
2. LINE STRIPING, LETTERS AND SYMBOLS SHOWN FOR REFERENCE ONLY.

LEGEND

-  = WORK AREA
-  = DIRECTION OF TRAFFIC FLOW
-  = EXISTING MILLED RUMBLE STRIPS

NOT TO SCALE

TYPICAL RAMP CONSTRUCTION DETAILS

PROJECT NAME: LYNDON-BARTON
PROJECT NUMBER: IM SURF (34)

FILE NAME: pl2a286.dgn
PROJECT LEADER: M. FOWLER
DESIGNED BY: L. BULLOCK
I2a286pmd9.i

PLOT DATE: 15-APR-2014 14:08
DRAWN BY: L. BULLOCK
CHECKED BY: PAVT MGMT
SHEET 17 OF 21