

DURABLE 6 INCH WHITE LINE (OPTION BID ITEM)
646.622 - TEMPORARY 6 INCH WHITE LINE, PAINT

EXIT 24
SOUTHBOUND OFF RAMP "A" SOLID RT EDGE LINE
SOUTHBOUND OFF RAMP "A" DOTTED LANE LINE
SOUTHBOUND ON RAMP "B" SOLID RT EDGE LINE
SOUTHBOUND ON RAMP "B" DOTTED LANE LINE

DURABLE 6 INCH YELLOW LINE (OPTION BID ITEM)
646.632 - TEMPORARY 6 INCH YELLOW LINE, PAINT

EXIT 24
SOUTHBOUND OFF RAMP "A" SOLID LT EDGE LINE
SOUTHBOUND ON RAMP "B" SOLID LT EDGE LINE

DURABLE 12 INCH WHITE LINE (OPTION BID ITEM)
646.662 - TEMPORARY 12 INCH WHITE LINE, PAINT

EXIT 24
SOUTHBOUND OFF RAMP "A" SOLID LT GORE AREA
SOUTHBOUND ON RAMP "B" SOLID LT GORE AREA

DURABLE 12 INCH YELLOW LINE (OPTION BID ITEM)
646.672 - TEMPORARY 12 INCH YELLOW LINE, PAINT

EXIT 24
SOUTHBOUND OFF RAMP "A" @ VT RTE 122 SOLID LT

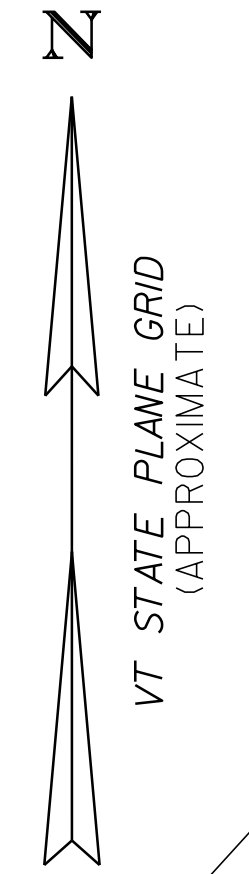
DURABLE LETTER OR SYMBOL (OPTION BID ITEM)
646.692 - TEMPORARY LETTER OR SYMBOL, PAINT

EXIT 24
SOUTHBOUND OFF RAMP "A" (SEE NEXT SHEET) "STOP"
SOUTHBOUND OFF RAMP "A" (SEE NEXT SHEET) "AHEAD"
SOUTHBOUND OFF RAMP "A" @ VT RTE 122 "STOP"
SOUTHBOUND OFF RAMP "A" →
SOUTHBOUND OFF RAMP "A" (SEE NEXT SHEET) →

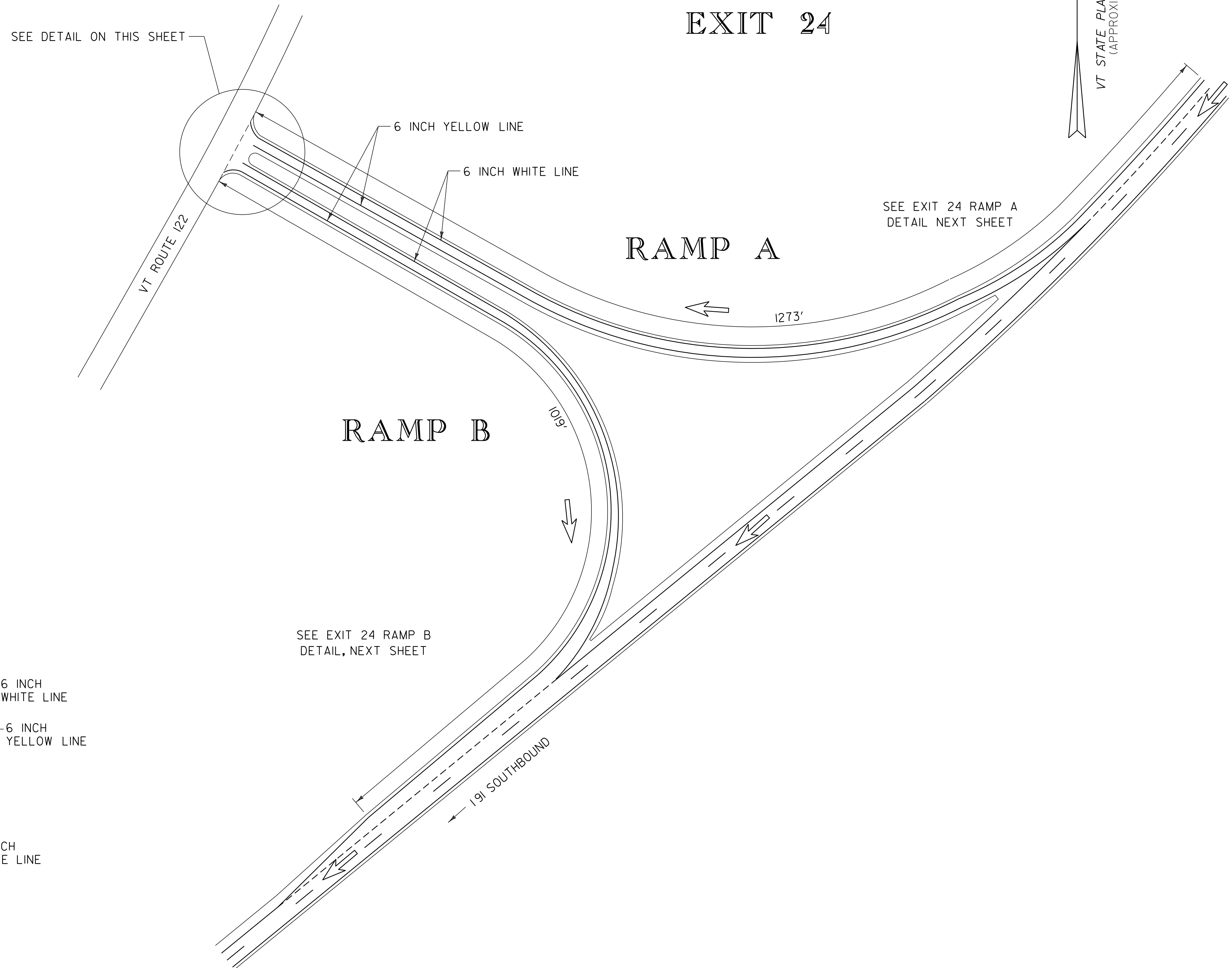
DURABLE 24 INCH STOP BAR (OPTION BID ITEM)
646.682 - TEMPORARY 24 INCH STOP BAR, PAINT

EXIT 24
SOUTHBOUND OFF RAMP "A" @ VT RTE 122

EXIT 24

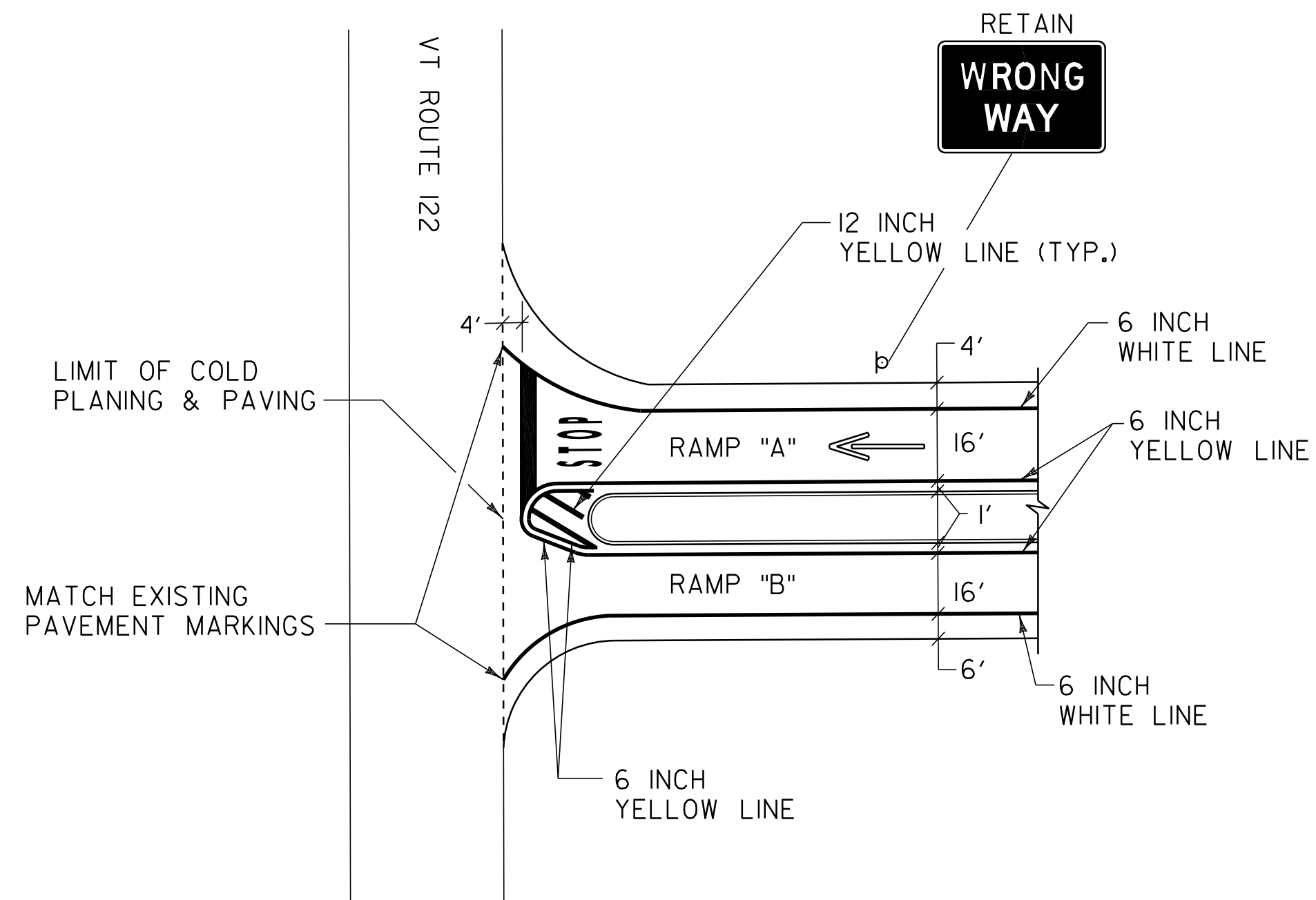


SEE DETAIL ON THIS SHEET



SEE EXIT 24 RAMP A
DETAIL NEXT SHEET

SEE EXIT 24 RAMP B
DETAIL, NEXT SHEET



NOTES:

- FOR STRIPING DETAILS AT THE GORES, SEE VAOT STANDARDS E-191 & E-192.
- DIRECTION OF TRAVEL →

PAVEMENT MARKING DETAIL SHEET 1 EXIT 24	PROJECT NAME: LYNDON - BARTON	PLOT DATE: 15-APR-2014 14:07
	PROJECT NUMBER: IM SURF (34)	DRAWN BY: L. BULLOCK
	FILE NAME: pl2a286.dgn	CHECKED BY: PAVT MGMT
	PROJECT LEADER: M. FOWLER	SHEET 11 OF 21
	DESIGNED BY: L. BULLOCK	
	IPARM FILE NAME: l2a286pmd3.i	

NOT TO SCALE