

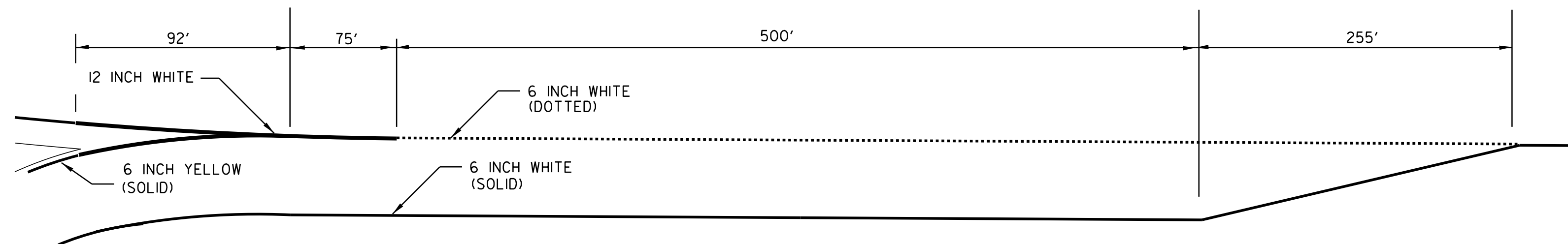
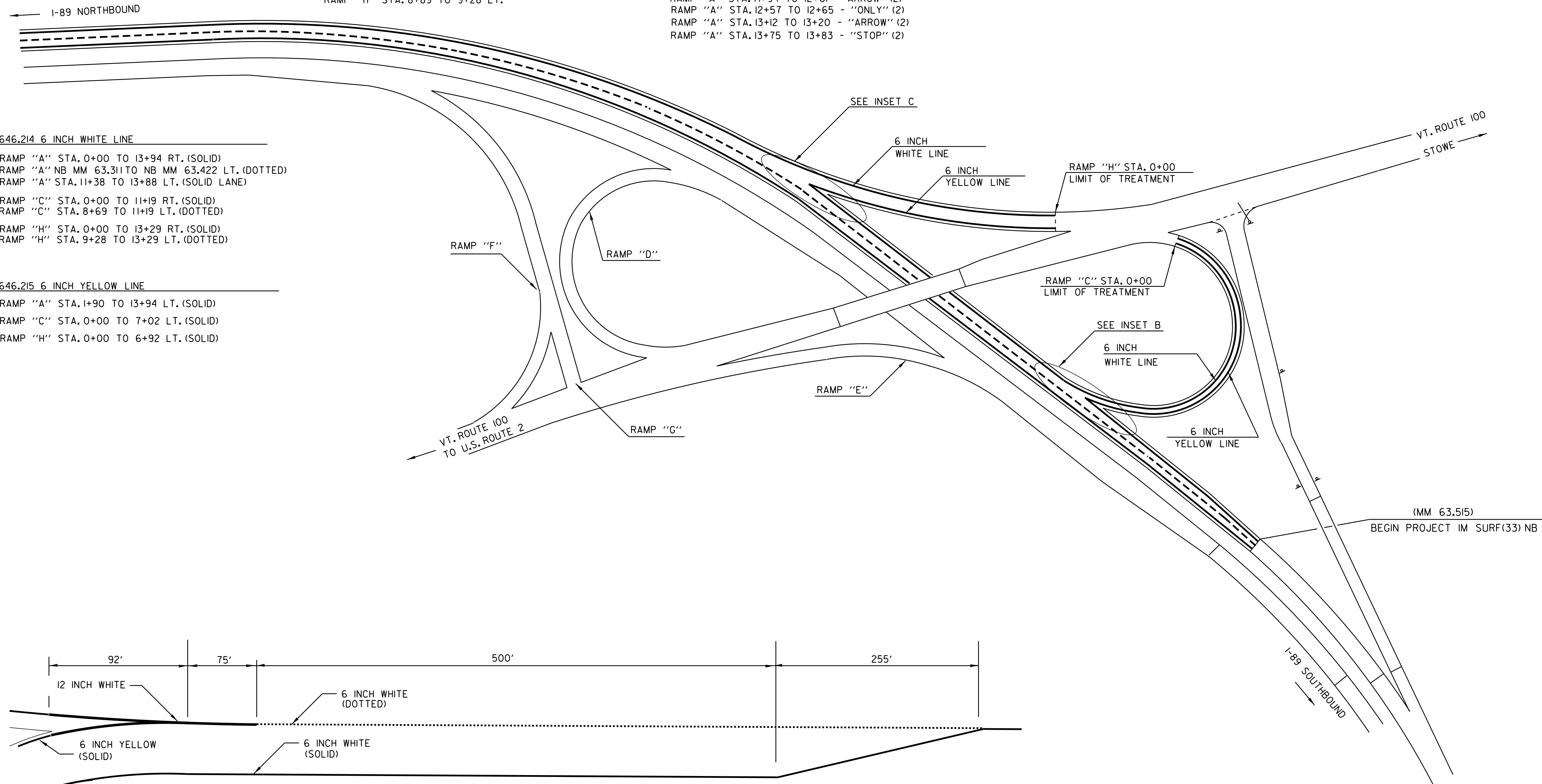
646.26 24 INCH STOP BAR
 RAMP "A" STA. 13+88

646.24 12 INCH WHITE LINE
 RAMP "A" STA. 0+00 TO 1+90 LT. (W/DIAGONALS)
 RAMP "C" STA. 7+02 TO 8+69 LT.
 RAMP "H" STA. 8+89 TO 9+28 LT.

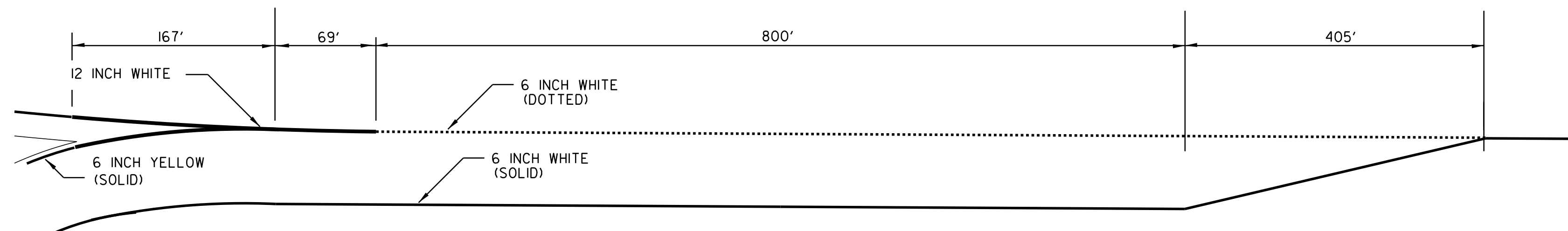
646.30 LETTER OR SYMBOL
 RAMP "A" STA. 7+12 "STOP AHEAD"
 RAMP "A" STA. 11+38 TO 11+46 - "ONLY" (2)
 RAMP "A" STA. 11+94 TO 12+01 - "ARROW" (2)
 RAMP "A" STA. 12+57 TO 12+65 - "ONLY" (2)
 RAMP "A" STA. 13+12 TO 13+20 - "ARROW" (2)
 RAMP "A" STA. 13+75 TO 13+83 - "STOP" (2)

646.214 6 INCH WHITE LINE
 RAMP "A" STA. 0+00 TO 13+94 RT. (SOLID)
 RAMP "A" NB MM 63.31 TO NB MM 63.422 LT. (DOTTED)
 RAMP "A" STA. 11+38 TO 13+88 LT. (SOLID LANE)
 RAMP "C" STA. 0+00 TO 11+19 RT. (SOLID)
 RAMP "C" STA. 8+69 TO 11+19 LT. (DOTTED)
 RAMP "H" STA. 0+00 TO 13+29 RT. (SOLID)
 RAMP "H" STA. 9+28 TO 13+29 LT. (DOTTED)

646.215 6 INCH YELLOW LINE
 RAMP "A" STA. 1+90 TO 13+94 LT. (SOLID)
 RAMP "C" STA. 0+00 TO 7+02 LT. (SOLID)
 RAMP "H" STA. 0+00 TO 6+92 LT. (SOLID)



INSET B - GORE MARKINGS AT RAMP "C"



INSET C - GORE MARKINGS AT RAMP "H"

NOT TO SCALE

**RAMP
 DETAIL
 SHEET
 INTERCHANGE
 #10 (NB)**

PROJECT NAME: WATERBURY-RICHMOND
 PROJECT NUMBER: IM SURF (33)

FILE NAME: ...I2A178...I2A178.dgn
 PROJECT LEADER: FOWLER
 DESIGNED BY: PVT. MGT.
 IPARM FILE NAME: I2A178.I0.I

PLOT DATE: 10-APR-2014 14:16
 DRAWN BY: PVT. MGT.
 CHECKED BY: PAVT MGMT
 SHEET 10 OF 19