646.26 24 INCH STOP BAR
RAMP "F" STA. 12+34

646.30 LETTER OR SYMBOL
RAMP "F" STA. 5+38 "STOP AHEAD"
RAMP "F" STA. 7+35 TO 7+61 2 - "ONLY'S" & 2 - "ARROW'S"
RAMP "F" STA. 8+43 TO 8+69 2 - "ONLY'S" & 2 - "ARROW'S"
RAMP "F" STA. 9+51 TO 9+78 2 - "ONLY'S" & 2 - "ARROW'S"
RAMP "F" STA. 12+27 "STOP"
RAMP "G" STA. 2+10 "YIELD"

646.24 12 INCH WHITE LINE
RAMP "F" STA. 2+85 TO 4+23 LT. (GORE)
RAMP "F"/RAMP "G" GORE STA. 10+76 TO 10+92 RT.
RAMP "E" STA. 4+00 TO 6+30 LT.
RAMP "D" STA. 7+28 TO 9+02 LT.

646.214 6 INCH WHITE LINE
RAMP "F" STA. 0+00 TO 12+33 RT. (SOLID)
RAMP "F" STA. 0+00 TO 2+85 LT. (DOTTED)
RAMP "F" STA. 7+35 TO 9+78 LT. (SOLID LANE)
RAMP "G" STA. 0+00 TO 2+10 RT. (SOLID)
RAMP "E" STA. 0+00 TO 6+56 RT. (SOLID)
RAMP "E" STA. 6+30 TO 7+09 LT. (DASHED)
RAMP "D" STA. 0+000 TO 0+304 RT. (SOLID)
RAMP "D" STA. 0+275 TO 0+299 LT. (DASHED)

646.215 6 INCH YELLOW LINE
RAMP "F" STA. 0+129 TO 0+376 LT. (SOLID)
RAMP "G" STA. 0+00 TO 2+10 LT. (SOLID)
RAMP "E" STA. 0+00 TO 4+00 LT. (SOLID)
RAMP "D" STA. 0+00 TO 7+28 LT. (SOLID)

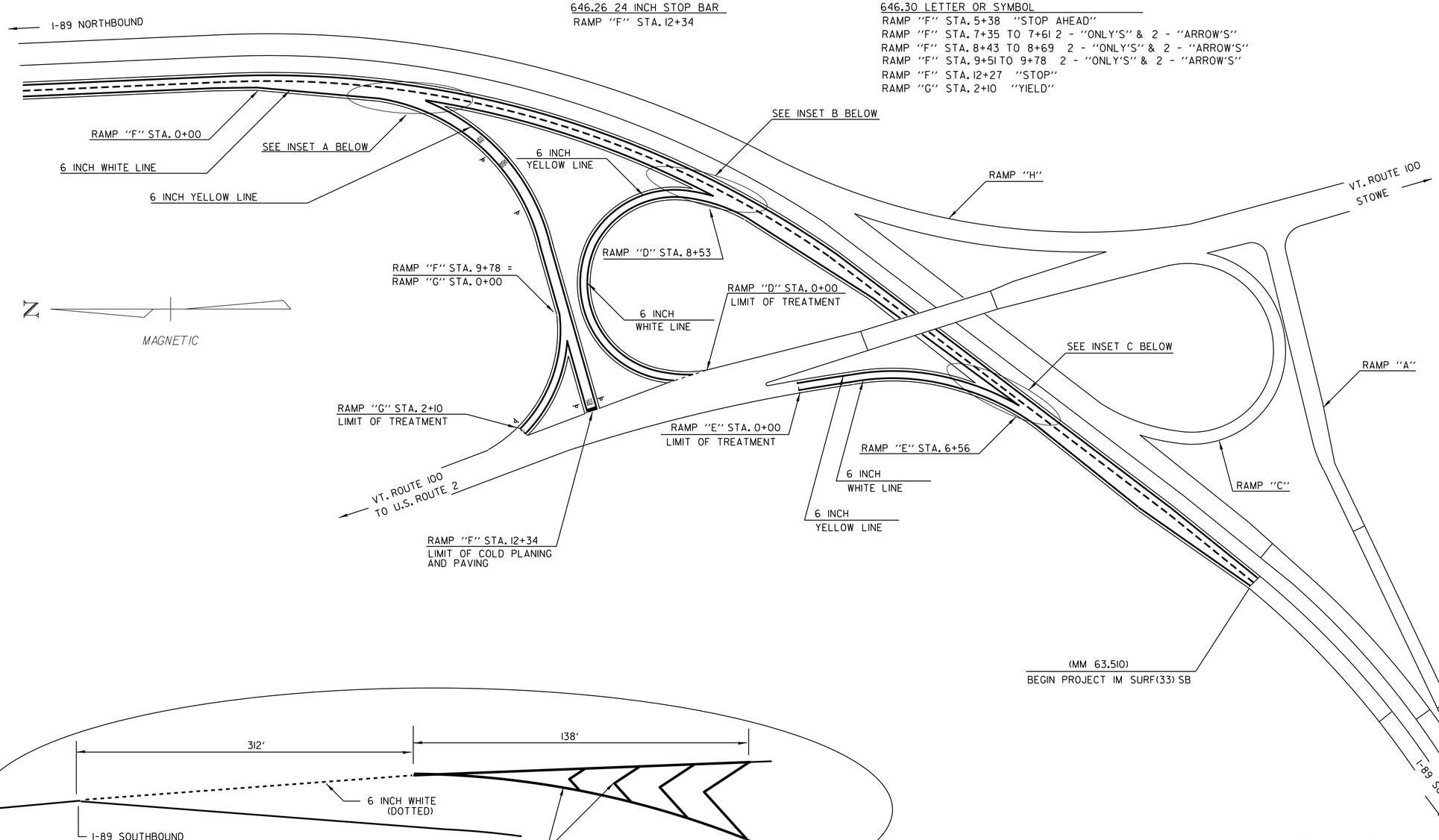

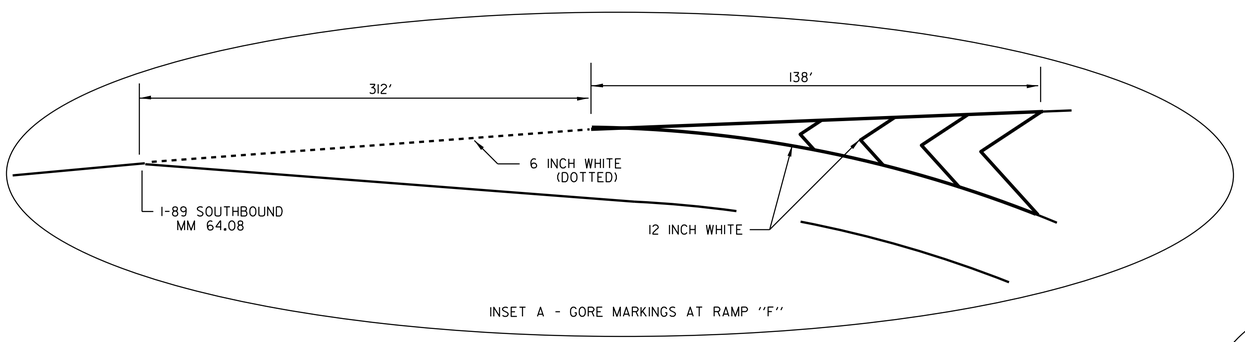

INSET A - GORE MARKINGS AT RAMP "F"

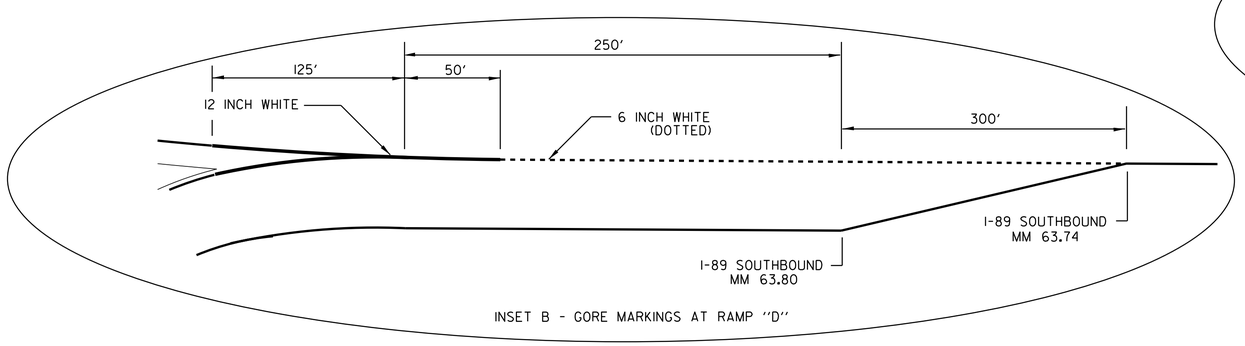

INSET B - GORE MARKINGS AT RAMP "D"

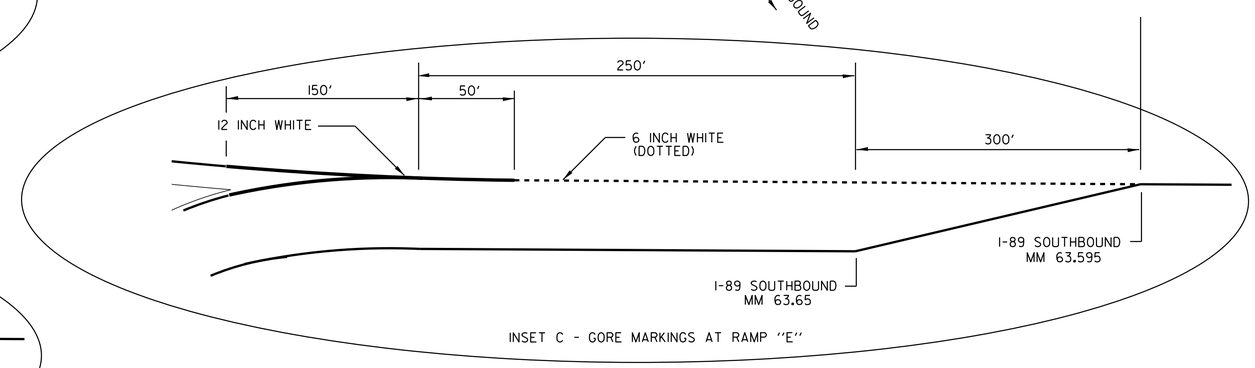

INSET C - GORE MARKINGS AT RAMP "E"

NOT TO SCALE

SEE SHEET 11 FOR RAMPS F & G
MARKING DETAILS.

RAMP DETAIL SHEET INTERCHANGE #10 (SB)	PROJECT NAME: WATERBURY-RICHMOND PROJECT NUMBER: IM SURF (33)
FILE NAME: ...12A178\...12A178.dgn PROJECT LEADER: FOWLER DESIGNED BY: PVT. MGT. IPARM FILE NAME: 12A178_09.i	PLOT DATE: 10-APR-2014 14:16 DRAWN BY: PVT. MGT. CHECKED BY: PAVT MGMT SHEET 9 OF 19