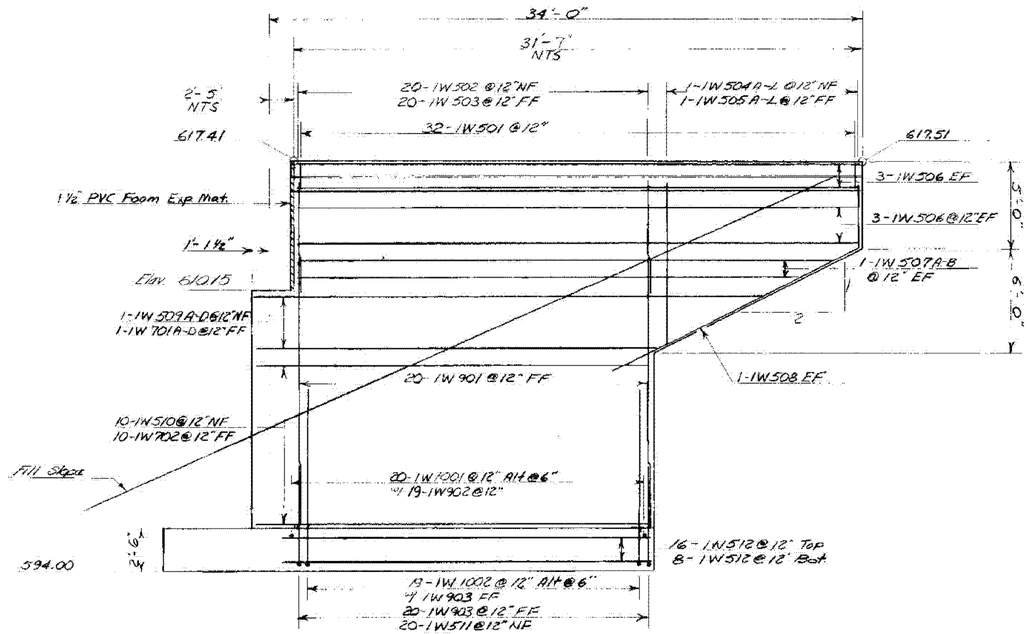

Elevation Wingwall #1

Scale 1/4" = 1'-0"

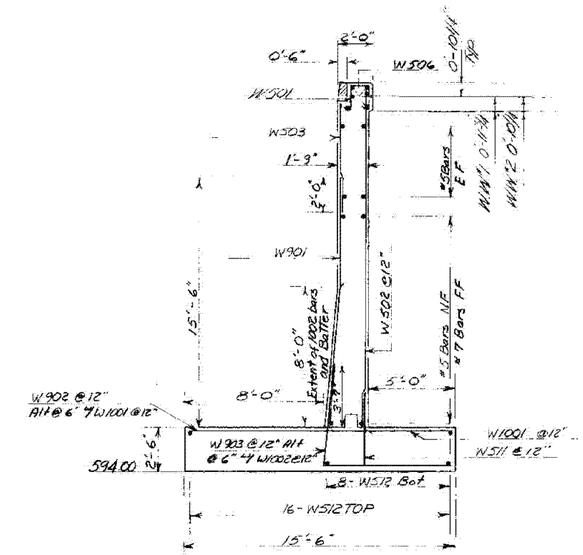

Typical Section Wingwall #1 & #2

Scale 1/4" = 1'-0"

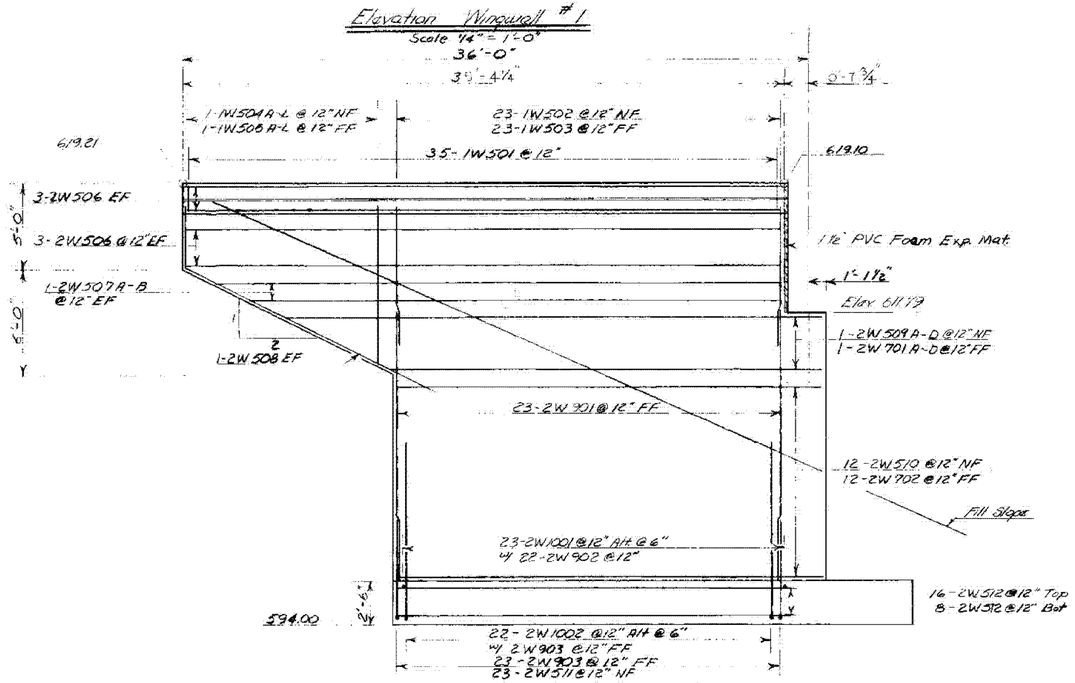

Elevation Wingwall #2

Scale 1/4" = 1'-0"

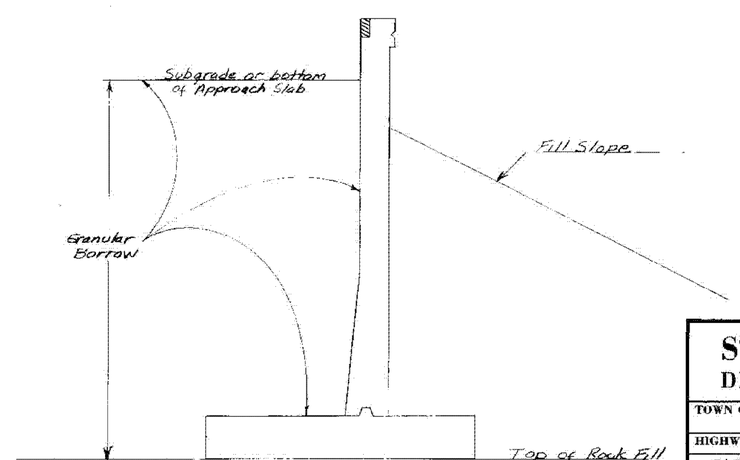

Typical Backfill Wingwalls #1 & 2

Wingwalls 3 & 6 Similar

Scale 1/4" = 1'-0"

I-91 BRIDGES 81N&S
WATERFORD - ST. JOHNSBURY
IM MEMB(32)
SHEET 19 OF 43
FOR REFERENCE ONLY

STATE OF VERMONT
DEPARTMENT OF HIGHWAYS

TOWN OF WATERFORD	Bridge No. 4 / Log Sta.
HIGHWAY NO. I 91	Surv. Sta. 681+0
INT. RTE. 91 NB & SB Over Ramps S to E	
Wingwall 1 & 2 Details	
Designed by J.R. Burnett	Drawn by W. Stoddard
Checked by J. Burnett date 3/18/67	Bridge Design Supervisor R. Haupt date 3/76
PROJECT Barnett - St. Johnsbury	PROJECT NO. EACI 91-2(59) C #3
Bridge Sheet No. BR 411	Sheet 119 of 358

WINGWALL DIMENSIONS REVISION 12/8/76

BR-9