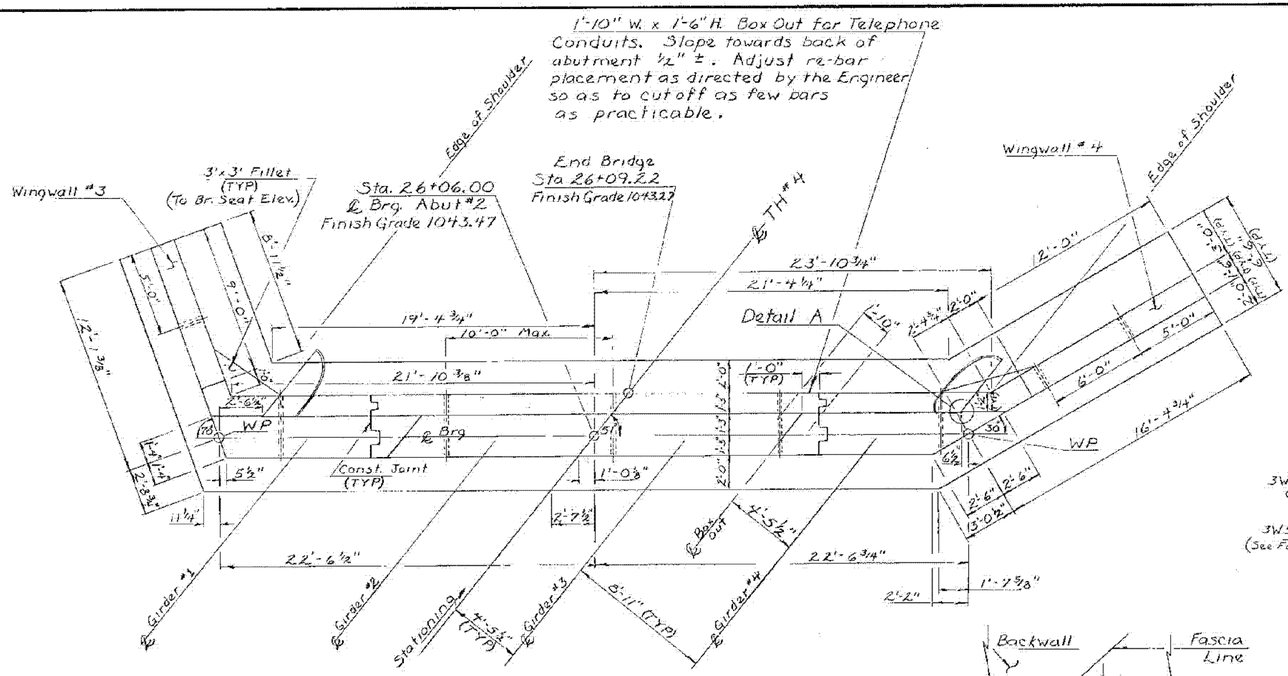

Note: See Br. Sh. 1612 for Curb & Curb Support Details.

PLAN
Scale ¼" = 1'-0"



DETAIL A
NTS

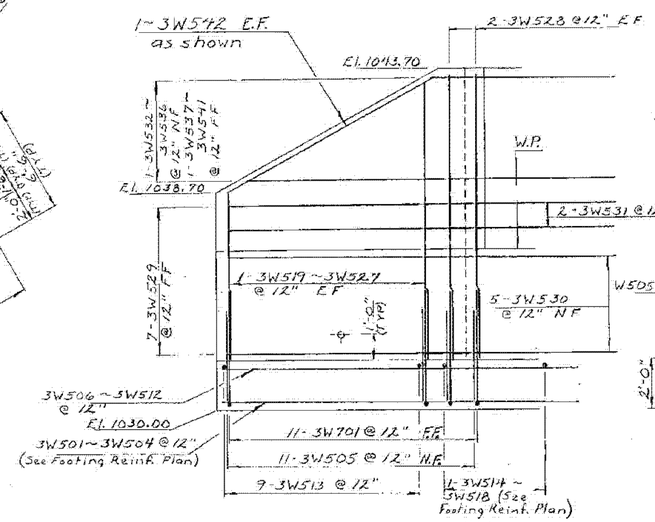

WINGWALL #3
Scale ⅜" = 1'-0"

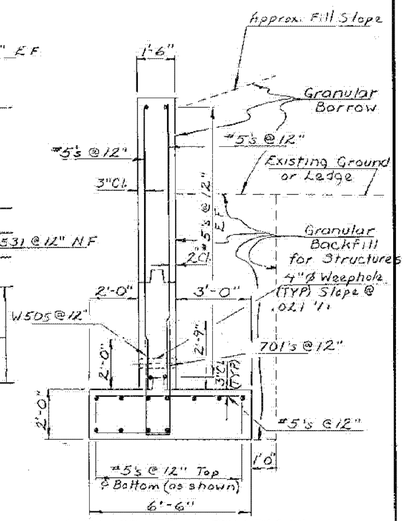

WINGWALL TYPICAL
Scale ⅜" = 1'-0"

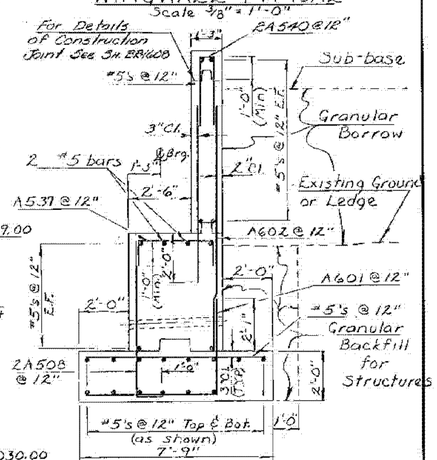

ABUTMENT TYPICAL
Scale ⅜" = 1'-0"

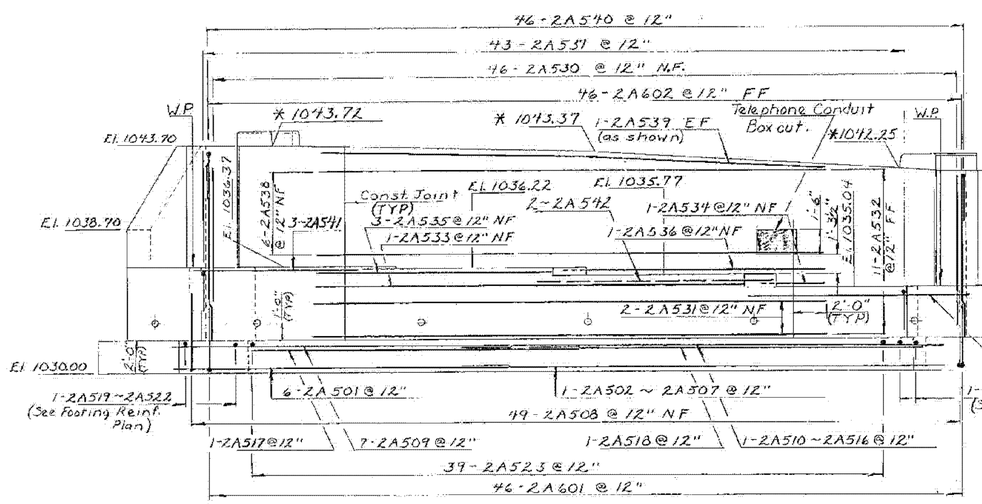

* Elevations at front face of backwall.

ELEVATION
Scale ¼" = 1'-0"

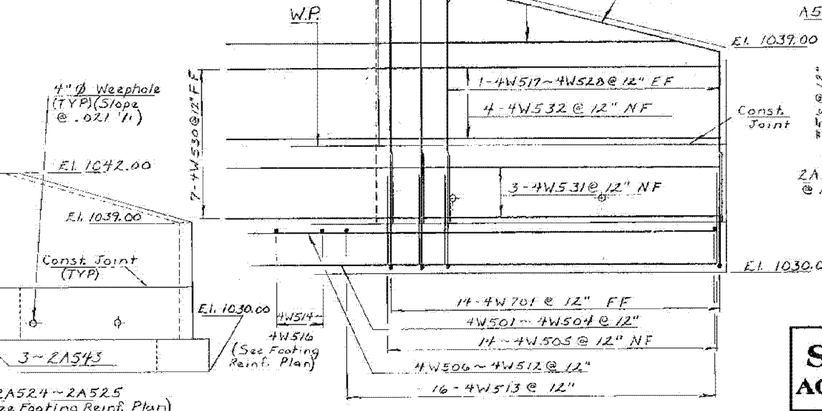

WINGWALL #4
Scale ⅜" = 1'-0"

Note: Footing Reinforcing Steel shall have a Clear Cover of 3".

I-93 BRIDGE 8
WATERFORD
IM MEMB(31)
SHEET 48 OF 48
FOR REFERENCE ONLY

STATE OF VT
AGENCY OF TRANS

TOWN OF WATERFORD	Bridge No. B-16
	Log Sta.
HIGHWAY NO. I93	Surv. Sta. 520+48
TH #4 over I93	
ABUTMENT No. 2 Details	
Designed by J. McCarthy	Drawn by E. Blodgett
Checked by J. McCarthy date 6/80	Bridge Design Supervisor F.W. Bolkum date 7/80
PROJECT WATERFORD	PROJECT NO. I93-1(3)c/3
Bridge Sheet No. BR 1611	Sheet 150 of 550

BR-4