S.P.R. DIV. NO.	STATE	PROJECT NO.	SHEET NO.	TOTAL SHEETS
1	VT	I 91-1(11)	199	555

BEAM SCHEDULE

BEAM NO.	A	B	C	D
1 & 7	9"	11½"	36'-6"	35'-2½"
2 - 6	9"	9"	36'-6"	38'-0"
8 & 14	11½"	11½"	53'-8"	55'-8"
9 - 13	9"	9"	55'-8"	56'-0"
15 & 21	11½"	9"	38'-0"	39'-8½"
16 - 20	9"	9"	38'-0"	39'-5"
22 & 28	9"	9⅛"	39'-0"	40'-6⅝"
23 - 27	9"	9"	39'-0"	40'-6"
29 & 35	9⅛"	9⅝"	47'-0"	48'-7⅝"
30 - 34	9"	9"	47'-0"	48'-6"
36 & 42	9⅛"	9"	40'-3"	41'-9⅝"
37 - 41	9"	9"	40'-3"	41'-3"

SPIRAL SCHEDULE

LENGTH OF SPAN	33'	44'	49'	58'
SPIRAL PITCH 0'-10' FROM BRG	DOUBLE @ 6"	DOUBLE @ 5"	DOUBLE @ 5"	DOUBLE @ 5"
" " 10'-20' OR ℄ SPAN	4"	4"	DOUBLE @ 7½"	DOUBLE @ 6½"
" " 20'-30' OR ℄ SPAN	—	7½"	6"	5"

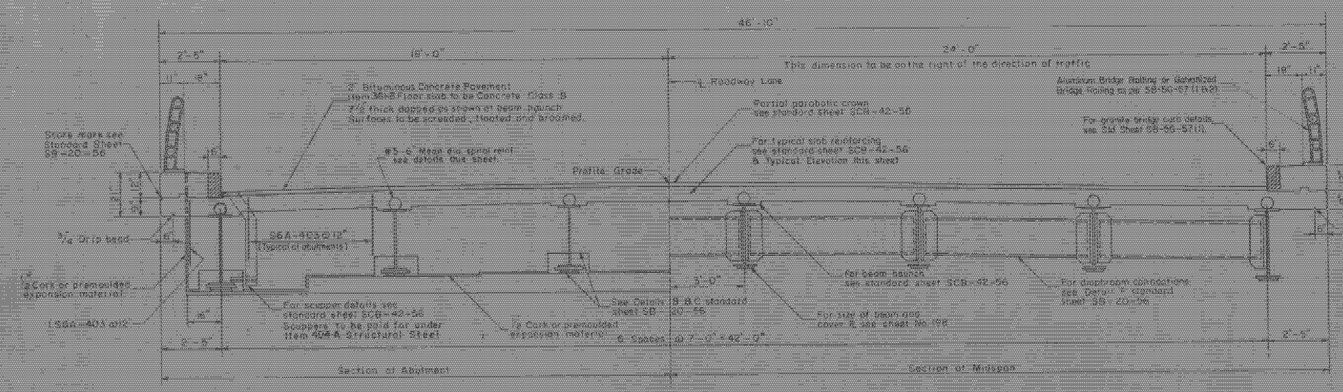

TYPICAL SECTION

Scale ¼"=1'-0"



ELEVATION OF BEAM

No Scale



PLAN OF BEAM

No Scale

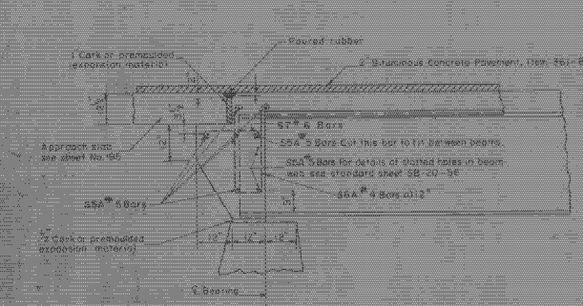

ELEVATION AT ABUTMENTS

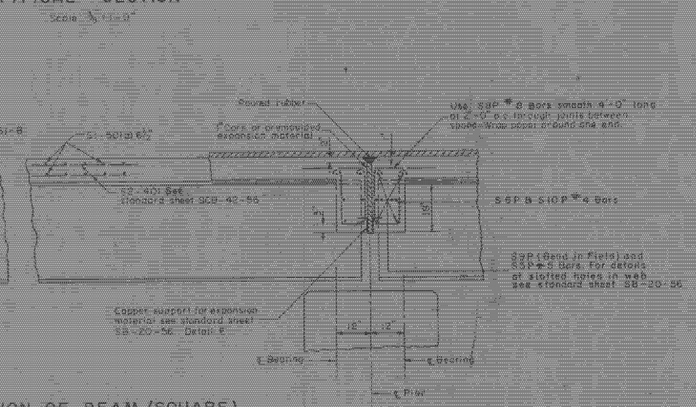

TYPICAL ELEVATION OF BEAM (SQUARE)

Scale ½"=1'-0"

ELEVATION AT PIERS

NOTE: WHERE A DOUBLE SPIRAL IS CALLED FOR IN THE SCHEDULE (4) FOUR 6 1/2" LONG STUDS ARE REQUIRED PER PITCH.

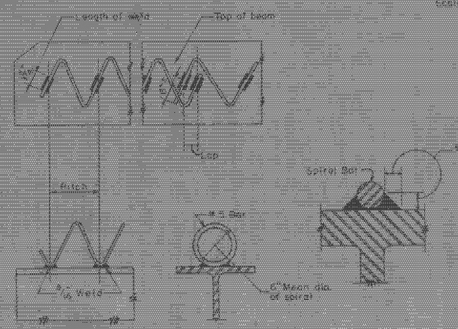

SPIRAL WELDING DETAILS

No Scale

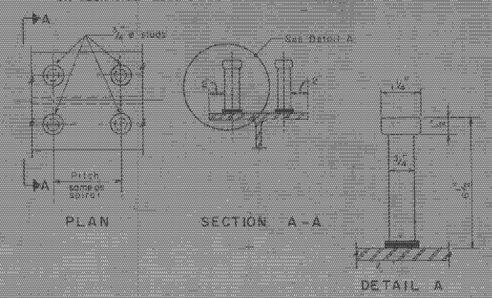

PLAN

SECTION A-A

DETAIL A

ALTERNATE SHEAR CONNECTOR

No Scale

ESTIMATED QUANTITIES

ITEM NO.	DESCRIPTION	UNIT	RIGHT LANE NET	RIGHT LANE OVER-RUN	RIGHT LANE TOTAL	RIGHT LANE FINAL	LEFT LANE NET	LEFT LANE OVER-RUN	LEFT LANE TOTAL	LEFT LANE FINAL
361-B	Bituminous Concrete Pavement	Tons	79	11	91	91	71	11	82	82
401-B	Concrete Class B (Mod.)	C.Y.	195	10	205	202	199	10	209	208
402	Reinforcing Steel	Lbs.	See Reinforcing Steel Schedule Sheet No. 200							
403	Spiral Reinforcement (12,270 LB.)	L.S.	1		1	1	1		1	1
404-A	Structural Steel	Lbs.	125750	2510	128260	See Total	128900	2580	131480	See Total

Notes: 1. For beam and cover ℄ sizes, see Framing Plan Sheet No. 198
2. For cover ℄ details see Standard Sheet SCB-42-56.
3. For bearing details see Standard Sheet SB-20-56.
4. For sidewalk reinforcing see Standard Sheet SCB-42-56.

IR-DECK(26)
BR 18N&S
THIS SHEET FOR
INFORMATION ONLY

WESTMINSTER - NORWICH
IM MEMB(30)
SHEET 19 OF 38
FOR REFERENCE ONLY

STRUCTURAL STEEL DETAILS

STATE OF VERMONT
DEPARTMENT OF HIGHWAYS
INTERSTATE PROJECT
WESTMINSTER
INTERSTATE STA. 1360 - 2+33.35
OVER
SA 4 (RELOCATED) STA. 2+33.35

THE CLARKSON / ENGINEERING CO. INC.
CONSULTING ENGINEERS
BOSTON

DESIGNED BY	DRAWN BY	CHECKED BY	DATE
DATE	IN CHARGE		

PROJECT NO. I 91-1(11)

SHEET 47 OF 76