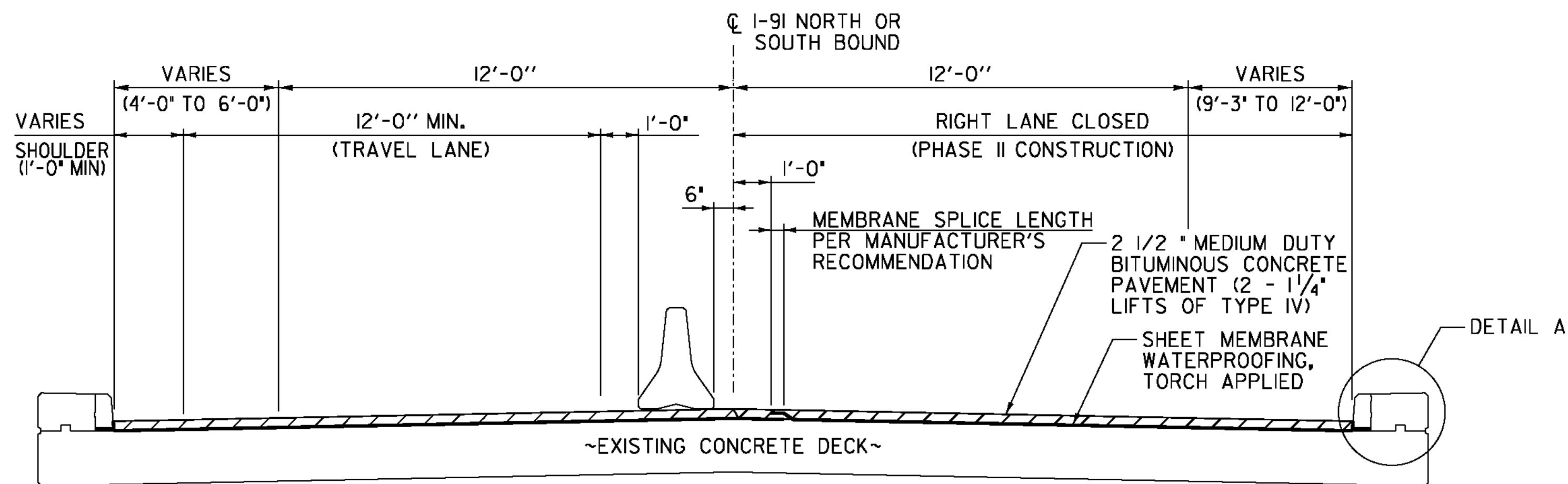


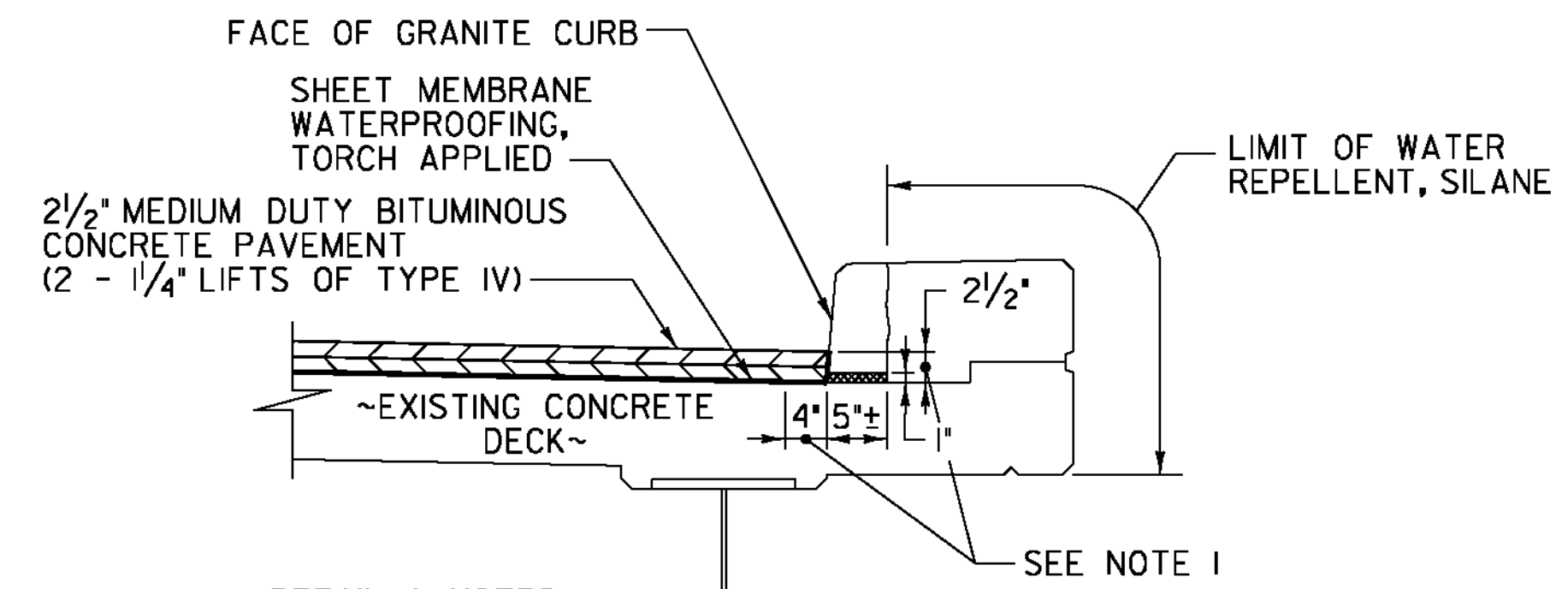
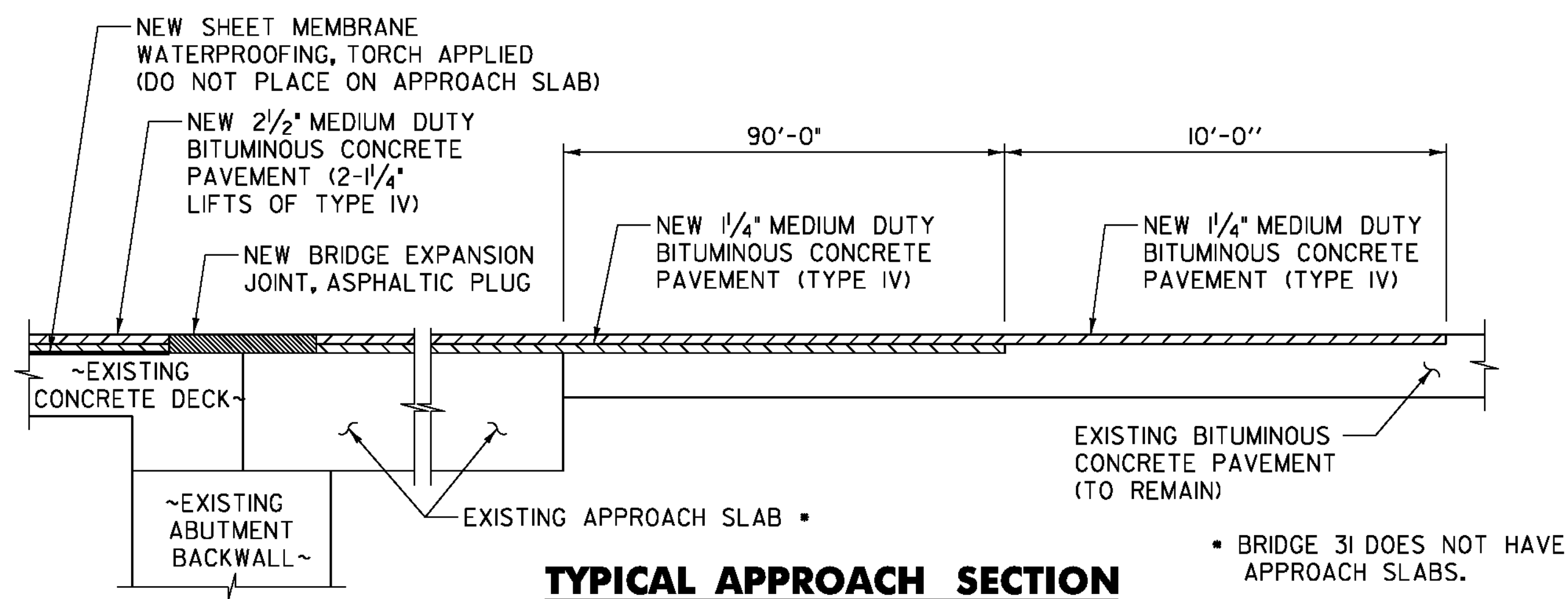
TYPICAL SECTION - PHASE I CONSTRUCTION

(BR. 18N, 18S, & 48N)
NOT TO SCALE



TYPICAL SECTION - PHASE II CONSTRUCTION

(BR. 18N, 18S, AND 48N)
NOT TO SCALE



DETAIL A NOTES:

- INDICATES AREA ALONG DECK AND UP FACE OF CURB FOR PLACEMENT OF TWO COATS OF POLYURETHANE MEMBRANE.
- POLYURETHANE MEMBRANE AND BLAST CLEANING SHALL BE INCLUDED IN THE UNIT PRICE BID FOR SHEET MEMBRANE WATERPROOFING, TORCH APPLIED.
- SHEET MEMBRANE WATERPROOFING SHALL EXTEND TO FACE OF CURB AS SHOWN.
- IN ADDITION TO THE REQUIREMENTS OF SUBSECTION 519.04, BLAST CLEAN 2 1/2" UP THE FACE OF CURB PRIOR TO PLACING THE MEMBRANE.

DETAIL A

NOT TO SCALE

BRIDGE LENGTH AND WIDTH (CURB TO CURB)

BRIDGE NO.	WIDTH (CURB TO CURB) (FEET)	LENGTH (FEET)
18N	42.00	132.72
18S	42.00	135.26
31	24.00	251.00
48N	37.25	225.13
48S	42.00	225.34

ASPHALTIC PLUG JOINT REPLACEMENT SCHEDULE

BRIDGE NO.	ABUT. 1	PIER 1	PIER 2	PIER 3	ABUT. 2
18N	46 LF	46 LF	46 LF	-	46 LF
18S	51 LF	51 LF	51 LF	-	51 LF
31	27 LF	27 LF	27 LF	27 LF	27 LF
48N	-	-	-	-	41 LF
48S	-	-	-	-	49 LF

PROJECT NAME: WESTMINSTER-NORWICH

PROJECT NUMBER: IM MEMB(30)

FILE NAME: s1a012conc.de+alls.dgn

PLOT DATE: 8/22/2011

PROJECT LEADER: JPB

DRAWN BY: MWS

DESIGNED BY: SRB

CHECKED BY: JF

BITUMINOUS CONCRETE DETAILS SHEET 1

SHEET 9 OF 38