










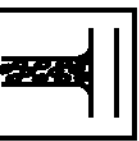


INDEX OF SHEETS

1	TITLE SHEET
2	INDEX, LEGEND & ABBREVIATIONS
3 - 4	QUANTITY SHEETS
5	GENERAL NOTES
6 - 7	GENERAL PROJECT NOTES
8	CONSTRUCTION NOTES
9	ACTION ITEM NOTES
10	KEY PLAN
11 - 24	FIBER OPTIC LAYOUT PLANS <u>UTILITY PLANS &amp; BORE PLANS</u>
25	HARTFORD REST AREA
26	I-89/I-91 INTERCHANGE
27	I-89 OVER VT. 5
28	EXIT 1 OFF-RAMP
29	EXIT 1 ON-RAMP
30	SHARON REST AREA
31	SHARON REST AREA EXIT RAMP
32	EXIT 2
33	I-89 OVER VT. 132
34	FIBER OPTIC REEL CALCULATIONS
35	RUNNINGLINE ROLL-UP
36 - 40	CONSTRUCTION DETAILS <u>UTILITY REFERENCE PLANS</u>
41	HARTFORD REST AREA
42	SHARON REST AREA <u>STRUCTURAL ATTACHMENT PLANS</u>
43	BRIDGE 11N HANGER SYSTEM NOTES
44	BRIDGE 11N PLAN & ELEVATION
45	BRIDGE 11N FRAMING PLAN
46	BRIDGE 11N HANGER SYSTEM SECTIONS
47	PIPE SUPPORT DETAILS - ABUTMENT 2
48	PIPE SUPPORT DETAILS - ABUTMENT 4 <u>EPSC PLANS</u>
49	EPSC NARRATIVE
50 - 63	EPSC LAYOUT PLANS
64 - 65	EPSC DETAILS <u>TRAFFIC MANAGEMENT PLANS</u>
66	TRAFFIC MANAGEMENT NOTES
67 - 69	TRAFFIC MANAGEMENT DETAILS
70	TRAFFIC MANAGEMENT SIGN SUMMARY

LEGEND

	STATE LINE
	TOWN LINE
	EXISTING RIGHT-OF-WAY LINE
	EXISTING CULVERT
	EXISTING LIMIT OF WETLAND
	PROPOSED COMMUNICATION CONDUIT
	PROPOSED HANDHOLE
	PROPOSED SPLICE VAULT
	CONSTRUCTION NOTE
	ACTION ITEM
	PROPOSED SILT FENCE
	STABILIZED CONSTRUCTION ENTRANCE

ABBREVIATIONS

AHJ	AUTHORITIES HAVING JURISDICTION
BFG	BELOW FINISH GRADE
BSP	BLACK STEEL PIPE
CRM	CABLE ROUTE MARKERS
EMS	ELECTRONIC MARKING SYSTEM
EOP	EDGE OF PAVEMENT
FOC	FIBER OPTIC CABLE
HDD	HORIZONTAL DIRECTIONAL DRILLING
HDPE	HIGH DENSITY POLYETHYLENE
HH	HANDHOLE
NB	NORTHBOUND
NEC	NATIONAL ELECTRIC CODE
NTS	NOT TO SCALE
OSHA	OCCUPATIONAL SAFETY AND HEALTH ADMINISTRATION
PVC	POLYVINYL CHLORIDE
RA	REST AREA
ROW	RIGHT-OF-WAY
SB	SOUTHBOUND
SV	SPLICE VAULT
STA	STATION
UG	UNDERGROUND
VTRANS	VERMONT AGENCY OF TRANSPORTATION

VAOT STANDARD SHEETS

E-100	01-02-2004
E-102A	05-01-2004
E-103	03-01-2004
E-106	03-01-2004
E-107	06-30-2003
E-108	06-08-2009
E-110	08-08-1995
E-112	01-23-1997

PROJECT NAME: HARTFORD SHARON  
PROJECT NUMBER: FITS503

FILE NAME: z06e142INX.dgn  
PROJECT LEADER: J. YOUNG  
DESIGNED BY: J. DURANTE  
INDEX, LEGEND & ABBREVIATIONS

PLOT DATE: 9/15/2010  
DRAWN BY: S. GUNN  
CHECKED BY: J. YOUNG  
SHEET 2 OF 70