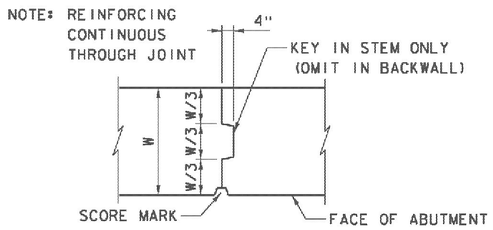

CONTRACTION JOINT DETAIL
NOT TO SCALE

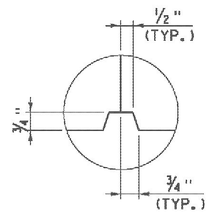

SCORE MARK DETAIL
NOT TO SCALE

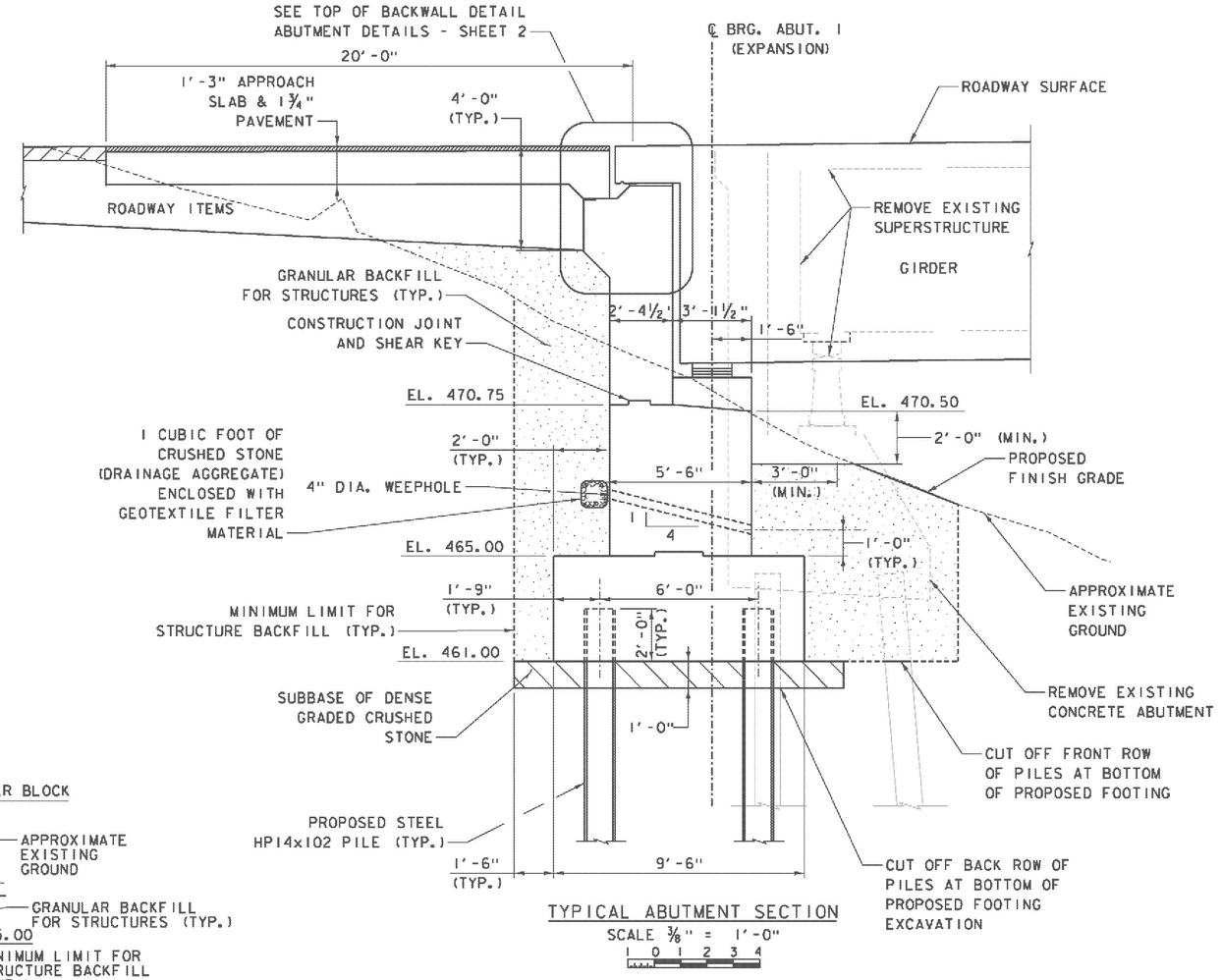

TYPICAL ABUTMENT SECTION
SCALE 3/8" = 1'-0"
1 0 1 2 3 4

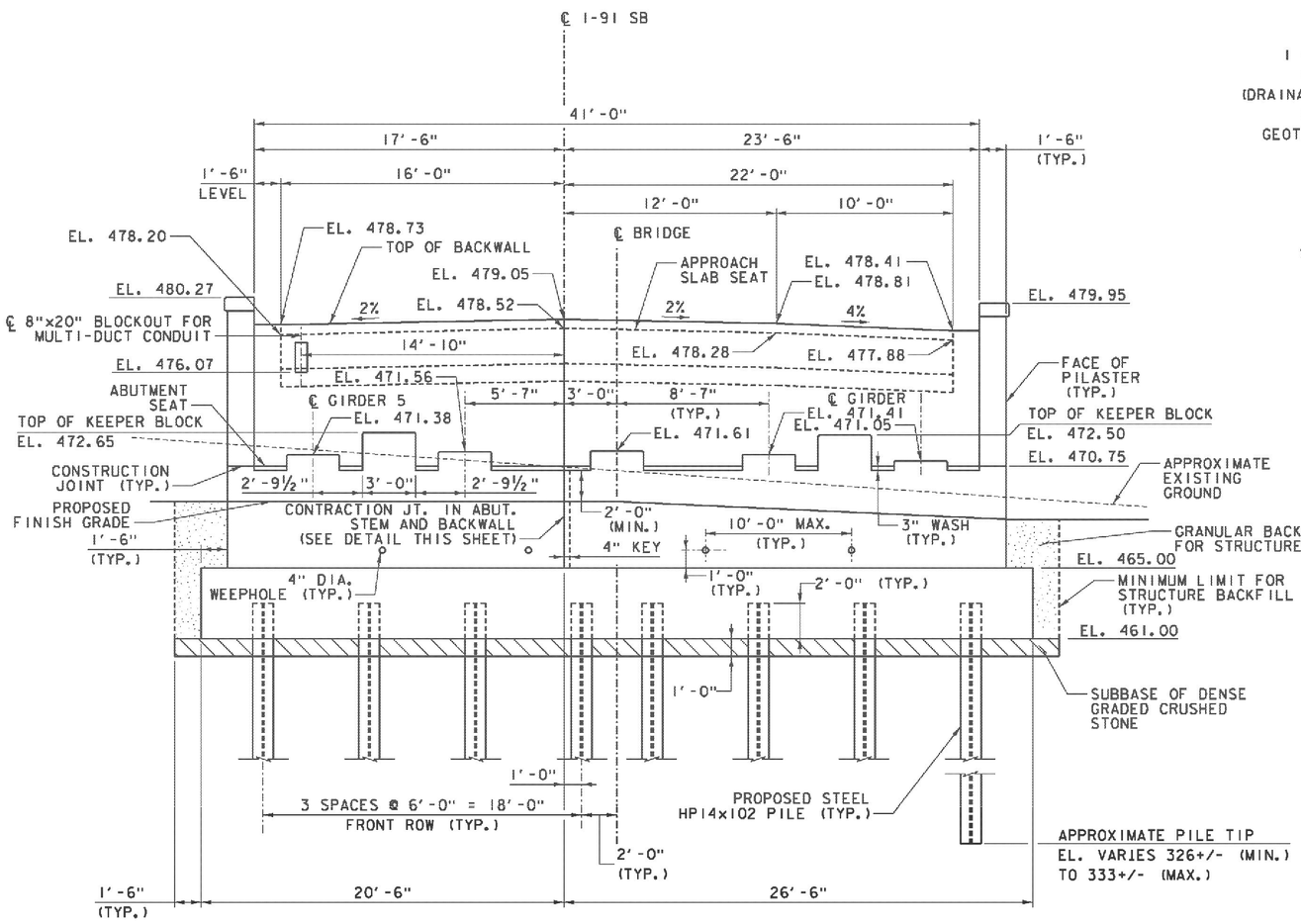

ABUTMENT 1 ELEVATION
SCALE 1/4" = 1'-0"
1 0 2 4 6

NOTES:

1. FOR ABUTMENT PILE LAYOUT, SEE ABUTMENT 1 FOOTING PLAN.
2. FOR ABUTMENT 1 FOOTING REINFORCING DETAILS, SEE ABUT. 1 REINFORCEMENT - SHEETS 1 AND 2.
3. FOR ABUTMENT 1 STEM, SEAT AND BACKWALL REINFORCING DETAILS, SEE ABUT. 1 REINFORCEMENT - SHEET 2.
4. FOR KEEPER BLOCK AND CONSTRUCTION JOINT DETAILS, SEE ABUTMENT DETAILS - SHEET 2.
5. EMBANKMENT AREAS DISTURBED BY CONSTRUCTION SHALL BE RESTORED UPON COMPLETION OF THE WORK BY INSTALLING TOPSOIL, SEED AND HAY MULCH.

ITEMS USED ON THIS SHEET

ITEM NO.	DESCRIPTION
204.25	STRUCTURE EXCAVATION
204.30	GRANULAR BACKFILL FOR STRUCTURES
301.35	SUBBASE OF DENSE GRADED CRUSHED STONE
490.30	SUPERPAVE BITUMINOUS CONCRETE PAVEMENT
501.33	CONCRETE, HIGH PERFORMANCE CLASS A
501.34	CONCRETE, HIGH PERFORMANCE CLASS B
505.19	STEEL PILING, HP14x102
514.10	WATER REPELLENT, SILANE
529.15	REMOVAL OF STRUCTURE
649.31	GEOTEXTILE UNDER STONE FILL
651.15	SEED
651.25	HAY MULCH
651.35	TOPSOIL

PROJECT NAME: WINDSOR
PROJECT NUMBER: IM 091-1(64)

FILE NAME: z10a188Abut1ES.dgn
PROJECT LEADER: J. WILSON
DESIGNED BY: S. BOYINGTON
ABUTMENT 1 ELEVATION & SECTION
PLOT DATE: 7/30/2015
DRAWN BY: S. GUNN
CHECKED BY: S. HALLORAN
SHEET 87 OF 156