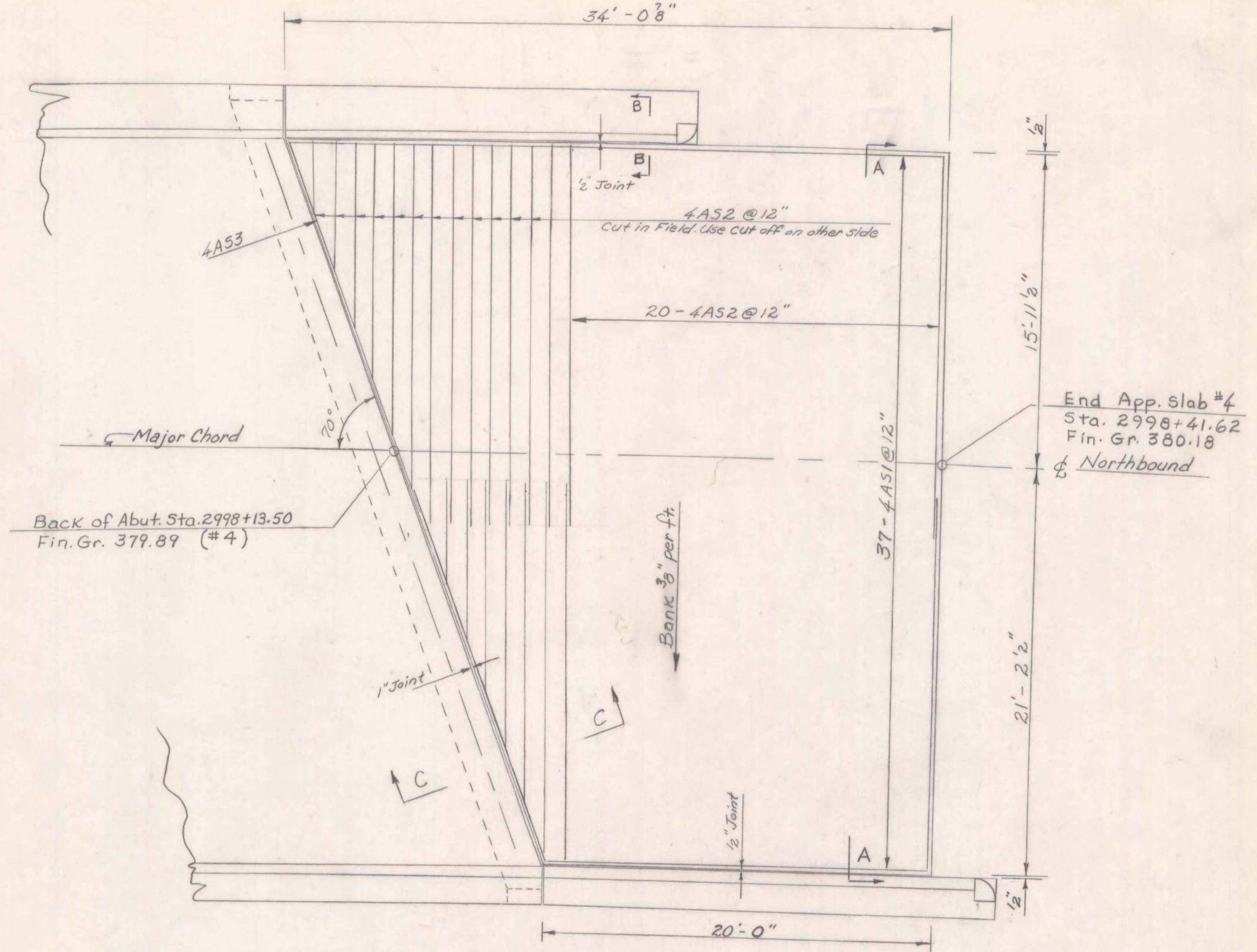


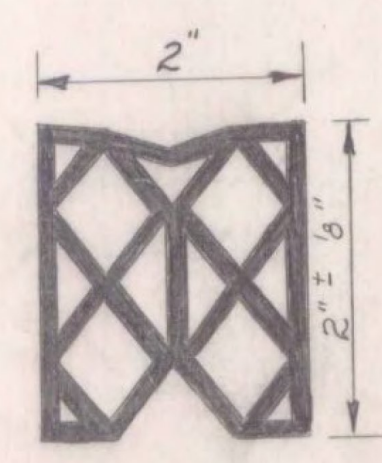
Plan - Approach #3
Scale 1/4" = 1'-0"



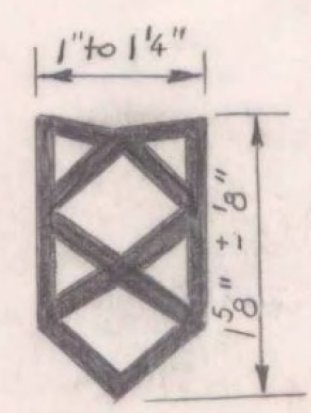
Plan - Approach #4
Scale 1/4" = 1'-0"

Note:
1. For Approach Slab Notes, Sections A-A, B-B, C-C and Curb Joint Details see Sh. BR-110.

ITEM 372-C,
Joint Sealer Prefomed



Type A



Type B

Allow 1 1/2" width and 2 3/4" depth for Installation of Type A
Allow 2" width and 2 3/4" depth for Installation of Type B
Joint Sealer to be Neoprene Rubber

WILLISTON - GEORGIA
IM MEMB(25)
SHEET 38 OF 38
BRIDGES 84 N AND S
FOR REFERENCE ONLY

ITEM NO.	ITEM	UNIT	NET	TOTAL	FINAL
	CHAN. EXCAV. OF EARTH	C. Y.			
	CHAN. EXCAV. OF ROCK	C. Y.			
	UNCLASS. CHAN. EXCAV.	C. Y.			
	STRUCT. EXCAV.	C. Y.			
	CONC. CLASS AA (MOD.)	C. Y.			
	CONC. CLASS B (MOD.)	C. Y.			
	REINF. STEEL	LBS.			
	ASPHALTIC-ASB. COATING	S. Y.			
	TREATED TIMBER PILING	L. F.			
	SPLICES FOR STEEL PILING	EA.			
	STEEL PILING	L. F.			
	UNTREATED TIMBER PILING	L. F.			

STATE OF VERMONT
DEPARTMENT OF HIGHWAYS

TOWN OF Milton-Georgia
ROUTE No. I 89 LOG STA.
I 89 over Town Highway No. 6
Approach Slabs 3 & 4 (N.B.)
SCALE As Noted
SURVEYED BY
DRAWN BY J.W. CHECKED BY A.J.C.
PROJECT No. 789-1000
SHEET 38 OF 38