




**I-89 RAMP CLOSURE CONSTRUCTION SIGN ⑥**  
NOT TO SCALE



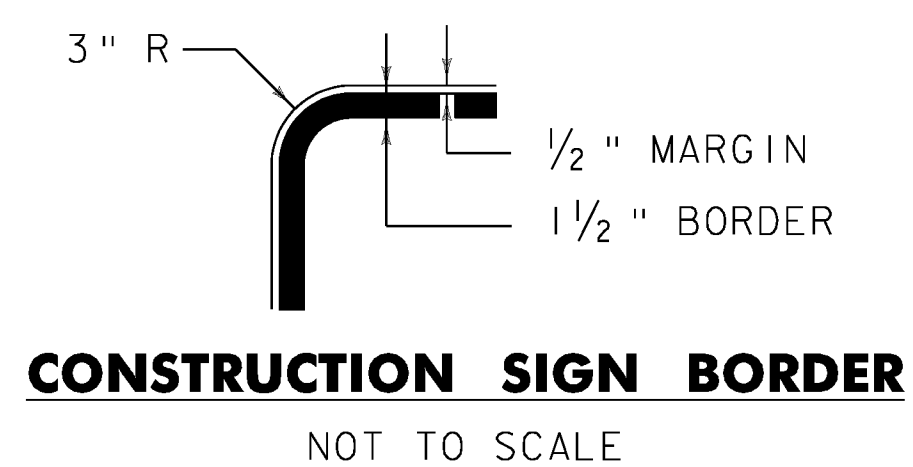
**I-89 RAMP CLOSURE CONSTRUCTION SIGN ⑦**  
NOT TO SCALE



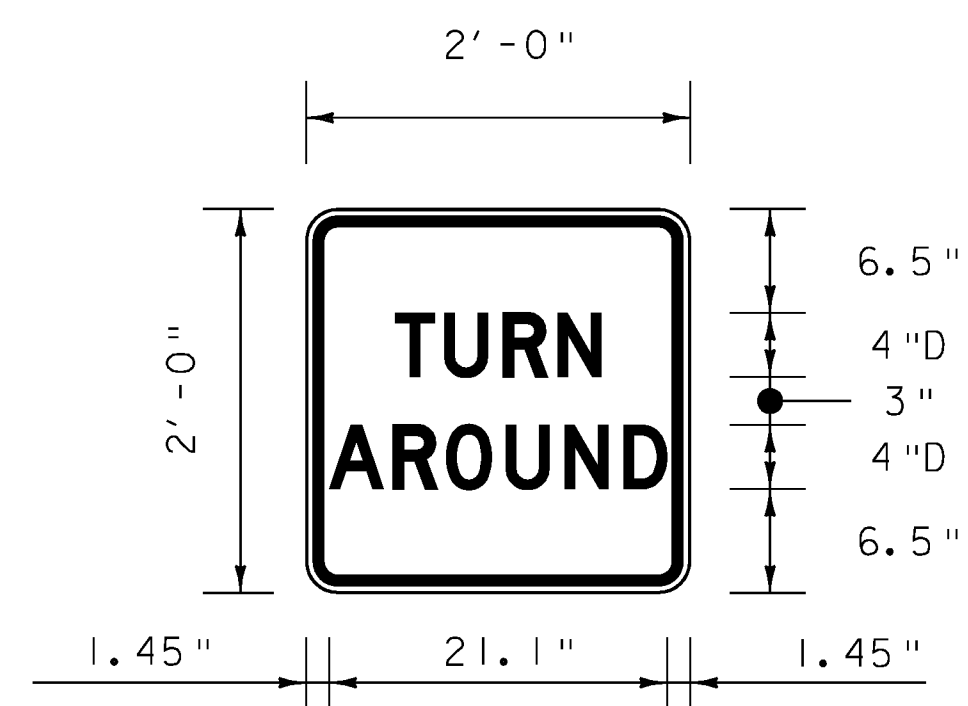
**I-89 RAMP CLOSURE CONSTRUCTION SIGN ⑧**  
NOT TO SCALE



**I-89 RAMP CLOSURE CONSTRUCTION SIGN ⑤**  
NOT TO SCALE



**CONSTRUCTION SIGN BORDER**  
NOT TO SCALE



**TURN AROUND SIGN FOR BASIC ASSEMBLY ③**  
NOT TO SCALE

**NOTES:**

1. COLORS - ALL SIGNS THIS SHEET SHALL CONFORM WITH THE STANDARD COLORS ADOPTED BY AASHTO AND APPROVED BY FHWA. COLOR SHALL CONSIST OF BLACK TEXT AND BORDER ON A RETROREFLECTORIZED ASTM TYPE VIII ORANGE BACKGROUND.
2. SHIELD SHALL BE STANDARD INTERSTATE SHIELD. SEE STANDARD E-135.
3. SEE STANDARD SHEET E-100 FOR MATERIALS AND OTHER DETAILS.

PROJECT NAME:	MONTPELIER	PLOT DATE:	5/24/2010
PROJECT NUMBER:	IM MEMB(23)	DRAWN BY:	E. ALLING
FILE NAME:	...09.const sign detls.ptf	DESIGNED BY:	G. GOYETTE
PROJECT LEADER:	G. BOGUE	CHECKED BY:	G. GOYETTE
<b>CONSTRUCTION SIGN DETAILS</b>		SHEET 38 OF 63	

