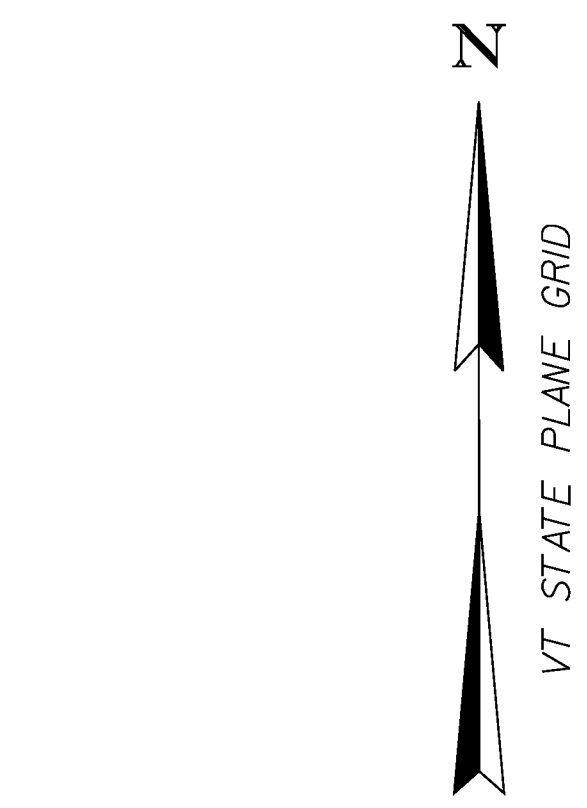


*REPLACE EXISTING ARROW WITH M6-1. ARROW TO REMAIN AFTER CONSTRUCTION.

TO MIDDLESEX**

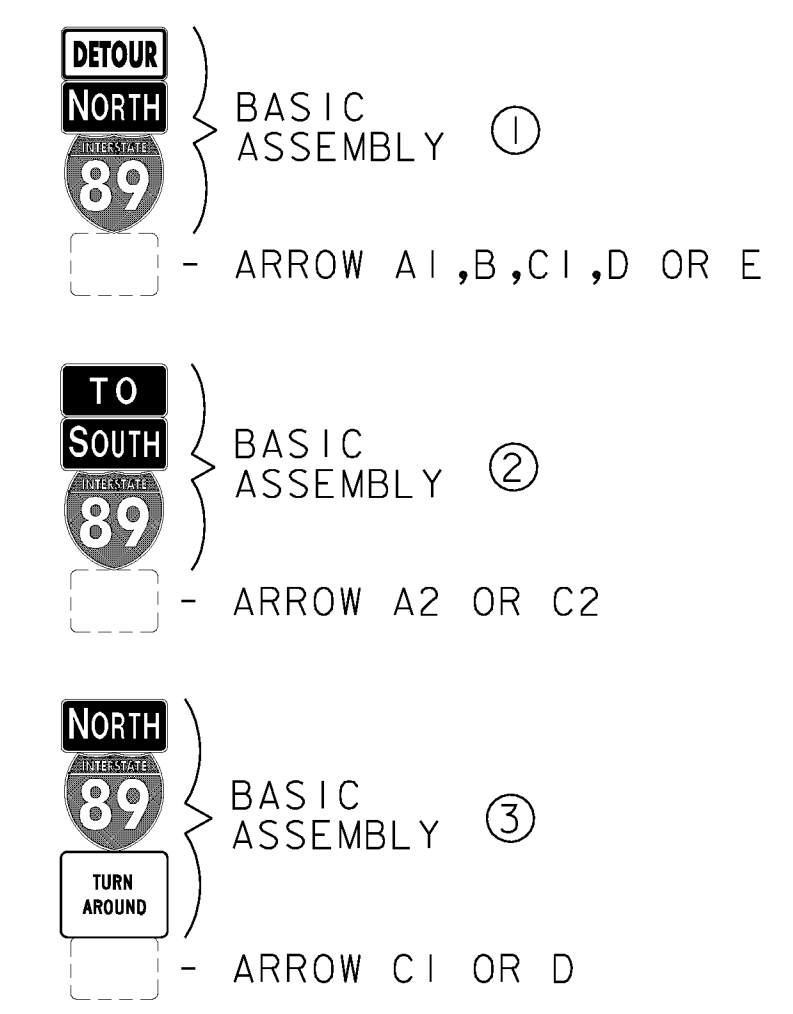
**ERECT A TYPE ① ASSEMBLY EACH MILE THROUGH SECTION OF U.S. 2 NOT SHOWN BETWEEN MIDDLESEX AND MONTPELIER (4 REQ'D.)

LEGEND:
 [Symbol] = TEMPORARY DETOUR SIGN ASSEMBLY
 [Symbol] = EXISTING SIGN ASSEMBLY
 PC MS = PORTABLE CHANGEABLE MESSAGE SIGN

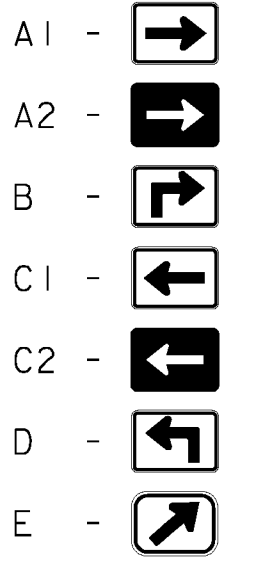


I-89 N ON RAMP CLOSED	STARTING DAY DATE (MM/DD/YY)
PCMS - MESSAGES 7 DAYS PRIOR TO RAMP CLOSURE	
I-89 N ON RAMP CLOSED	FOLLOW DETOUR OR UNTIL DAY DATE (MM/DD/YY)
PCMS - MESSAGES DURING RAMP CLOSURE	

TYPICAL ASSEMBLIES



ARROWS



- NOTES:**
- SEE DETOUR SHEET 2 FOR TEMPORARY DETOUR NOTES.
 - SEE CONSTRUCTION SIGN DETAILS FOR CONSTRUCTION DETAILS OF SIGNS ⑤, ⑥, ⑦ & ⑧ AND TURN AROUND SIGN FOR BASIC ASSEMBLY ③.
 - SEE TEMPORARY TRAFFIC SIGN SUMMARY SHEETS FOR ADDITIONAL INFORMATION REGARDING TEMPORARY CONSTRUCTION SIGNS.
 - EXISTING SIGNS SHALL BE RETAINED BOTH DURING AND AFTER THE IMPLEMENTATION OF THE TEMPORARY DETOUR.

PROJECT NAME: MONTPELIER
 PROJECT NUMBER: IM MEMB(23)
 FILE NAME: ...06_detour_plan_1.pptf PLOT DATE: 5/24/2010
 PROJECT LEADER: G. BOGUE DRAWN BY: E. ALLING
 DESIGNED BY: G. GOYETTE CHECKED BY: G. GOYETTE
DETOUR SHEET 1 SHEET 35 OF 63

DETOUR PLAN FOR RAMP B CLOSURE
 NOT TO SCALE

