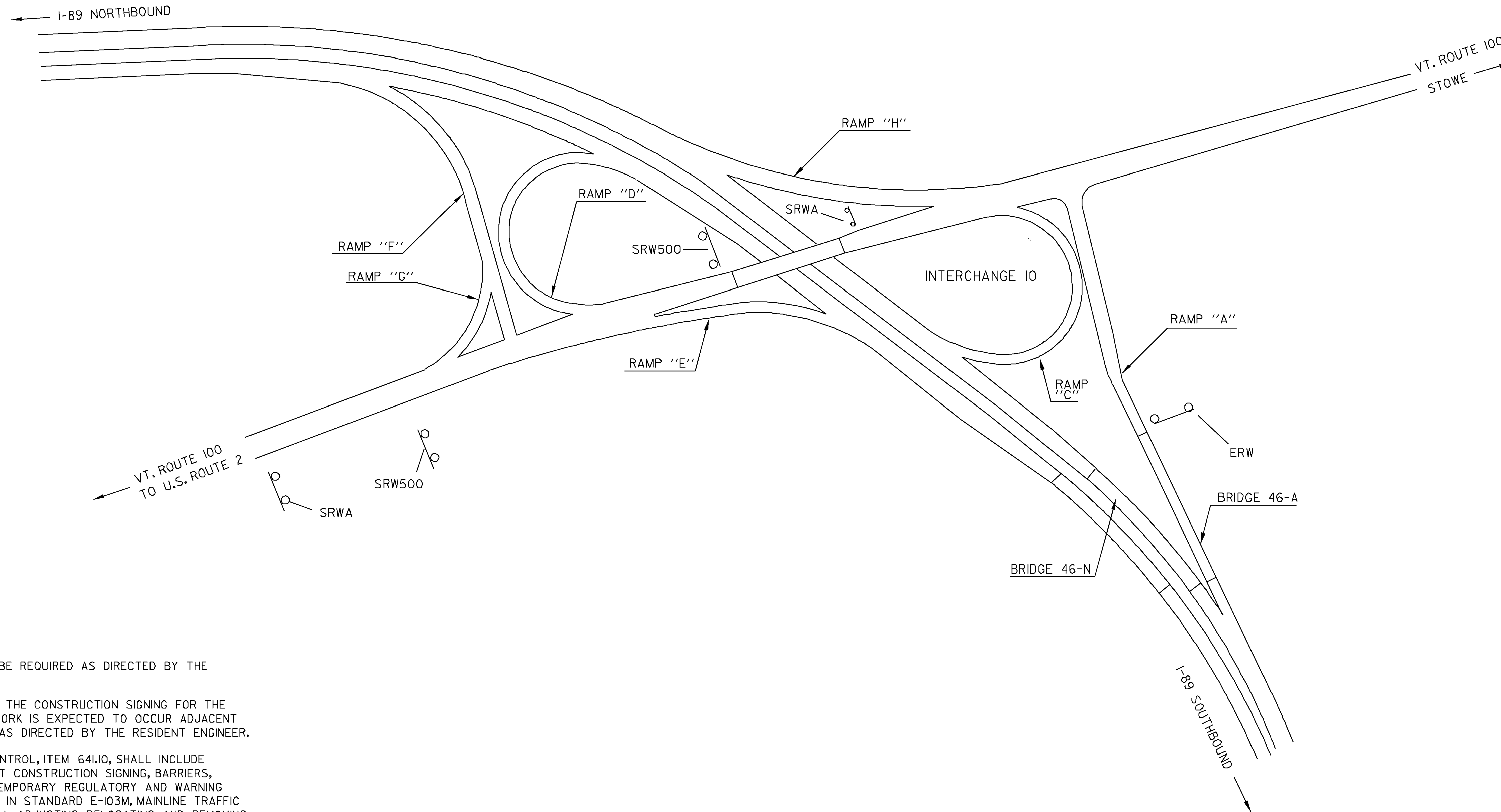



# CONSTRUCTION APPROACH SIGNING

SEE STD. E-100M FOR SIGN PLACEMENT




**NOTES:**

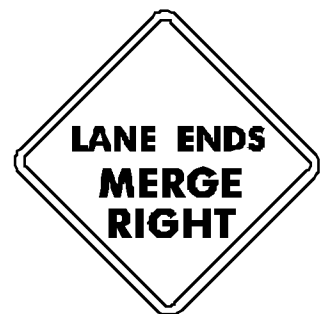
1. ADDITIONAL RAMP SIGNING MAY BE REQUIRED AS DIRECTED BY THE RESIDENT ENGINEER.
2. THE CONTRACTOR SHALL COVER THE CONSTRUCTION SIGNING FOR THE SOUTHBOUND LANES WHEN NO WORK IS EXPECTED TO OCCUR ADJACENT TO THE 4 FOOT SHOULDER, OR AS DIRECTED BY THE RESIDENT ENGINEER.
3. THE BID PRICE FOR TRAFFIC CONTROL, ITEM 641.10, SHALL INCLUDE ALL APPROACH AND ON-PROJECT CONSTRUCTION SIGNING, BARRIERS, BARRELS, CONES, BARRICADES, TEMPORARY REGULATORY AND WARNING SIGNS, AND POSTS AS DETAILED IN STANDARD E-103M, MAINLINE TRAFFIC CONTROL - DIVIDED HIGHWAY. ALL ADJUSTING, RELOCATING, AND REMOVING OF THESE DEVICES AS DIRECTED BY THE RESIDENT ENGINEER, SHALL ALSO BE INCLUDED. THE FOLLOWING ITEMS WILL BE PAID UNDER THEIR SPECIFIC BID PRICES:  
 646.614, 646.615 AND 646.64 - TEMPORARY PAVEMENT MARKINGS  
 630.10, AND 630.15 - UNIFORMED TRAFFIC OFFICERS AND FLAGGERS
4. PORTABLE CHANGEABLE MESSAGE SIGNS AND PORTABLE ARROW BOARDS WILL BE PROVIDED FOR USE ALONG THIS PROJECT. THE PLACEMENT OF THESE PORTABLE UNITS AS WELL AS THE MESSAGE WILL BE APPROVED BY THE RESIDENT ENGINEER. THESE QUANTITIES WILL BE PAID UNDER ITEMS 641.15, PORTABLE CHANGEABLE MESSAGE SIGN AND 641.16, PORTABLE ARROW BOARD.
5. ON STANDARD E-103M, REPLACE SIGN "W4-2 WITH "W9-2:



W4-2



W9-2



LIST OF CONSTRUCTION SIGNS

LOCATION	SRWA	SRW500	ERW
RAMP "A"			1
RAMP "D"			
VT. RTE. 100			
TOTALS	2	2	

ERW = END ROAD WORK  
 SRWA = SIDE ROAD WORK AHEAD  
 SRW500 = SIDE ROAD WORK 500 FEET

## CONSTRUCTION APPROACH SIGNING EXIT 10

DESIGNED BY LSW DATE 4-20-10  
 DRAWN BY LSW DATE 4-20-10  
 DESIGN FILE NO./pave/09a382/p09a382.dgn  
 PRF FILE p09a382\_26.t DATE 21-MAY-2010  
 PROJ. NAME **BERLIN - WATERBURY**  
 PROJ. NO. **IM SURF (20)**  
 SHEET 26 OF 63 SHEETS