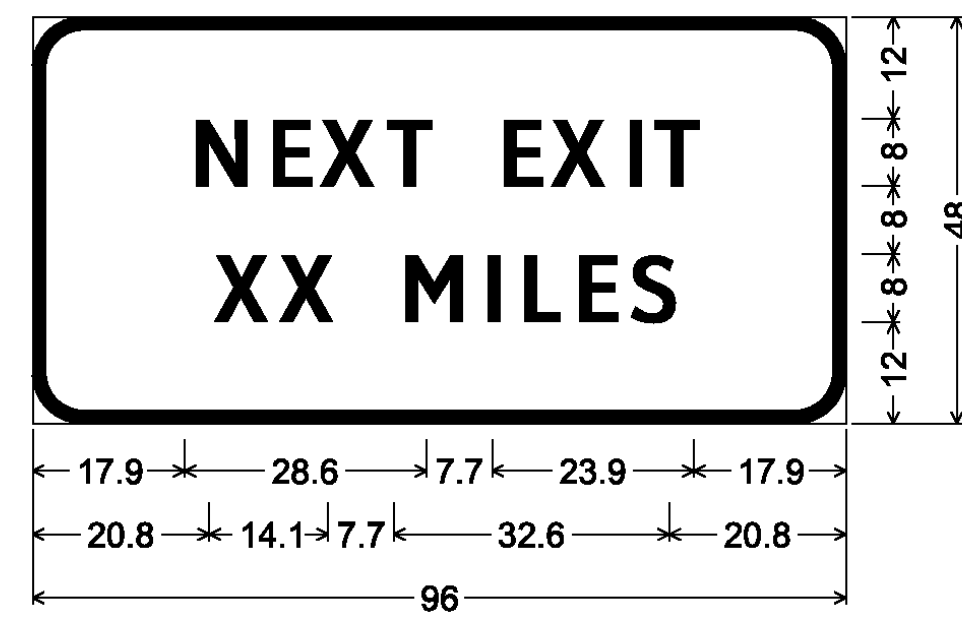





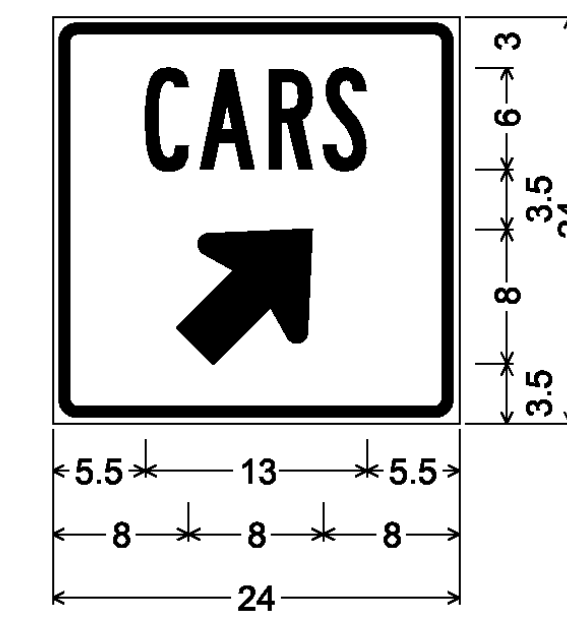
6.0" Radius, 1.5" Border, White on Green;
[NEXT EXIT XX MILES] ClearviewHwy-4-W;



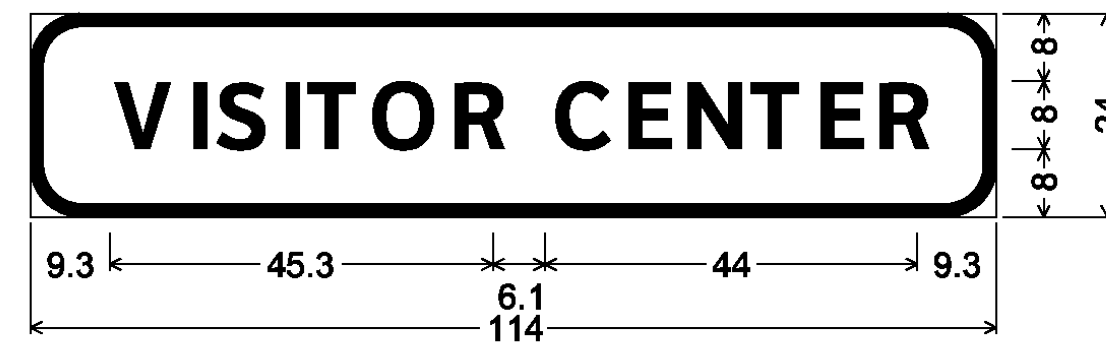
6.0" Radius, 1.5" Border, White on Green;
[NEXT EXIT] ClearviewHwy-4-W;
[XX MILES] ClearviewHwy-4-W;



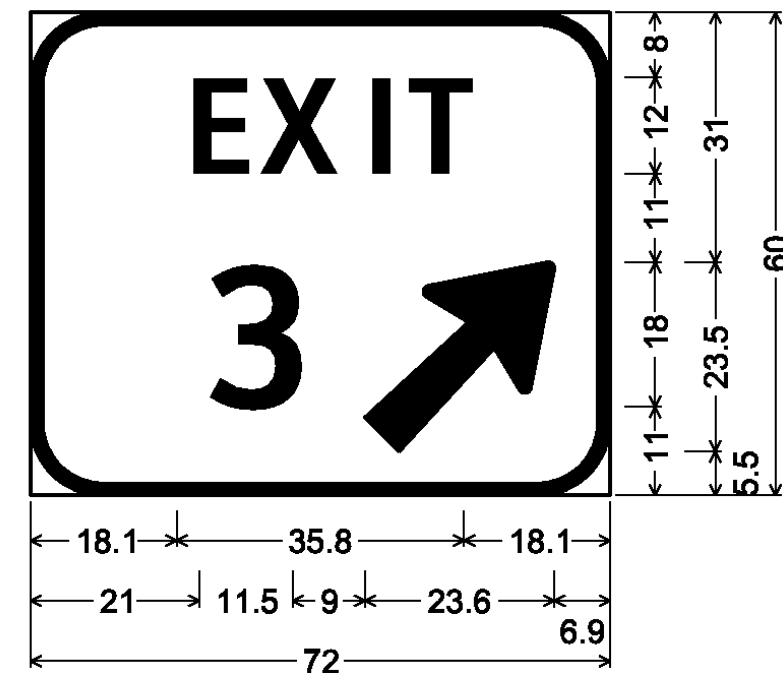
1.4" Radius, 0.6" Border, 0.4" Indent, White on Blue;
[TRUCKS] B 2K;
[BUSES] B 2K;
Standard Arrow Custom 9.7" X 8.6" 135°;



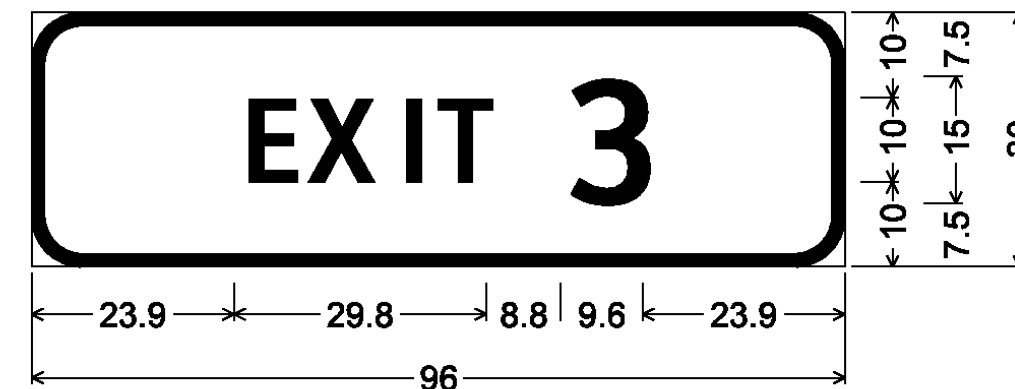
1.4" Radius, 0.6" Border, 0.4" Indent, White on Blue;
[CARS] B 2K;
Standard Arrow Custom 9.7" X 8.6" 135°;



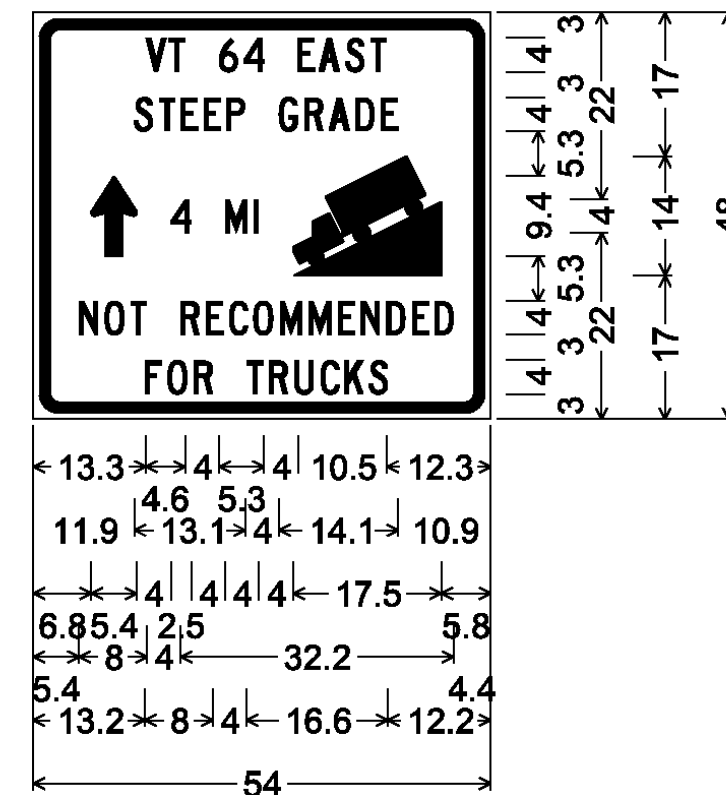
6.0" Radius, 1.5" Border, White on Blue;
[VISITOR CENTER] ClearviewHwy-5-W 70% spacing;



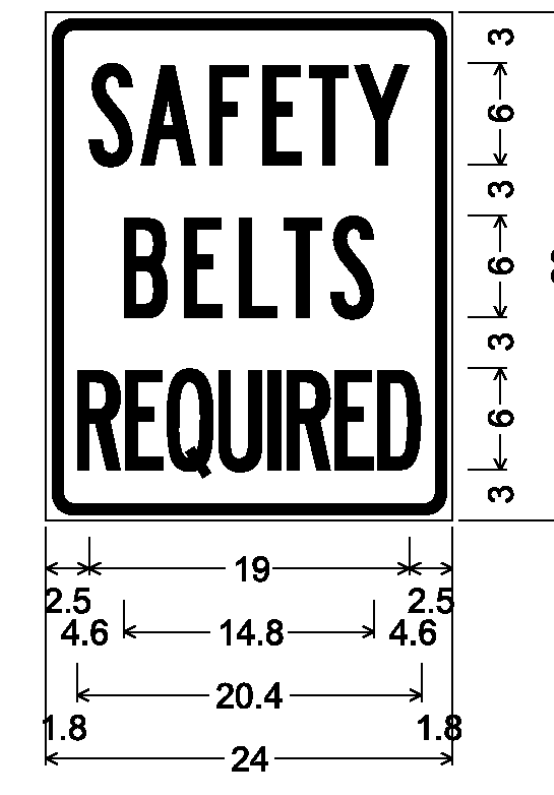
9.0" Radius, 1.5" Border, White on Green;
[EXIT] ClearviewHwy-4-W;
[3] ClearviewHwy-4-W;
Arrow 133 - 30.0° 45°;



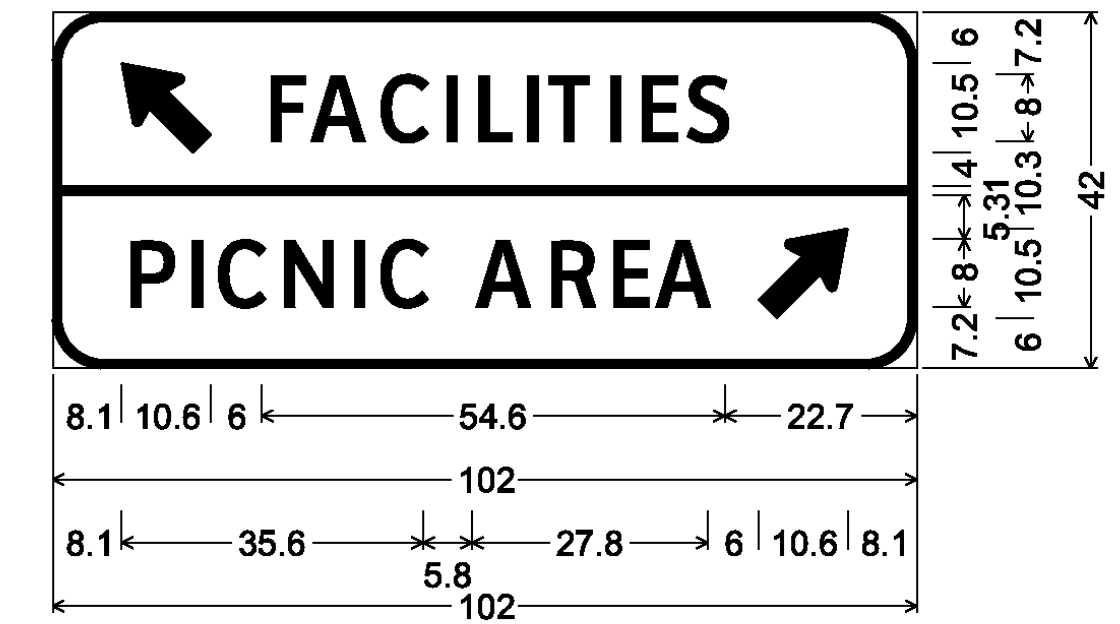
1.5" Border, White on Green;
[EXIT 3] ClearviewHwy-4-W;



3.0" Radius, 1.3" Border, 0.8" Indent, Black on Yellow;
[VT 64 EAST] C;
[STEEP GRADE] C;
Standard Arrow Custom 9.4" X 5.4" 90°;
[4 MI] C;
[NOT RECOMMENDED] C;
[FOR TRUCKS] C;



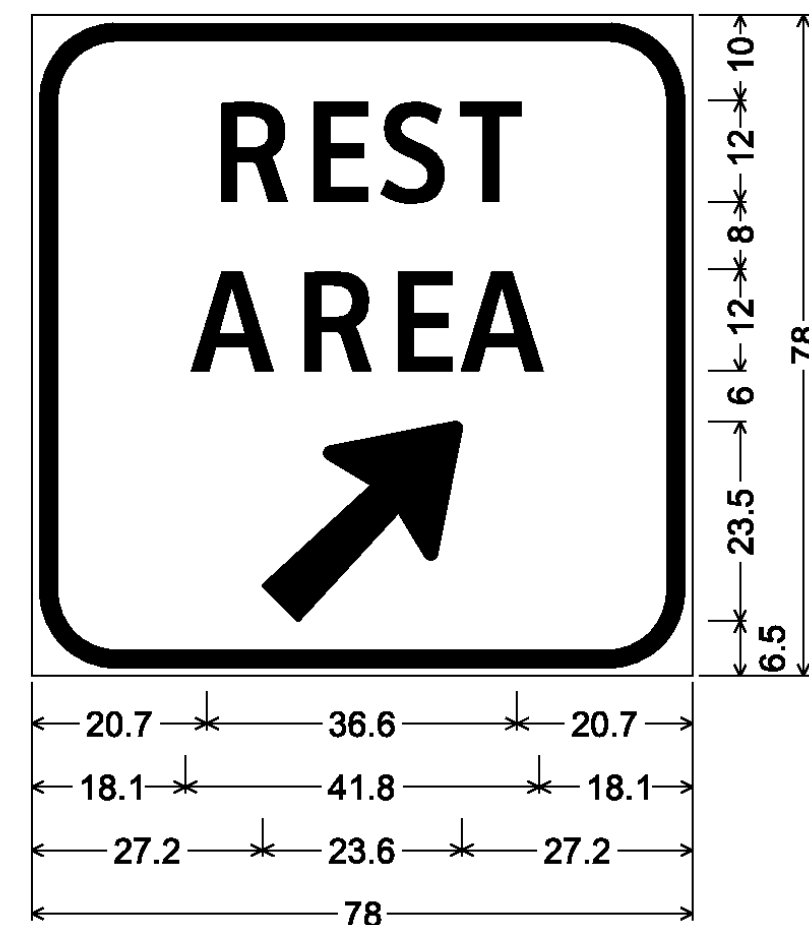
1.6" Radius, 0.6" Border, 0.4" Indent, Black on White;
[SAFETY] B 2K;
[BELTS] B 2K;
[REQUIRED] B 2K 26% spacing;




6.0" Radius, 1.0" Border, White on Blue;
Standard Arrow Custom 13.4" X 8.1" 135°;
[FACILITIES] ClearviewHwy-3-W;
[PICNIC AREA] ClearviewHwy-3-W;
Standard Arrow Custom 13.4" X 8.1" 45°;



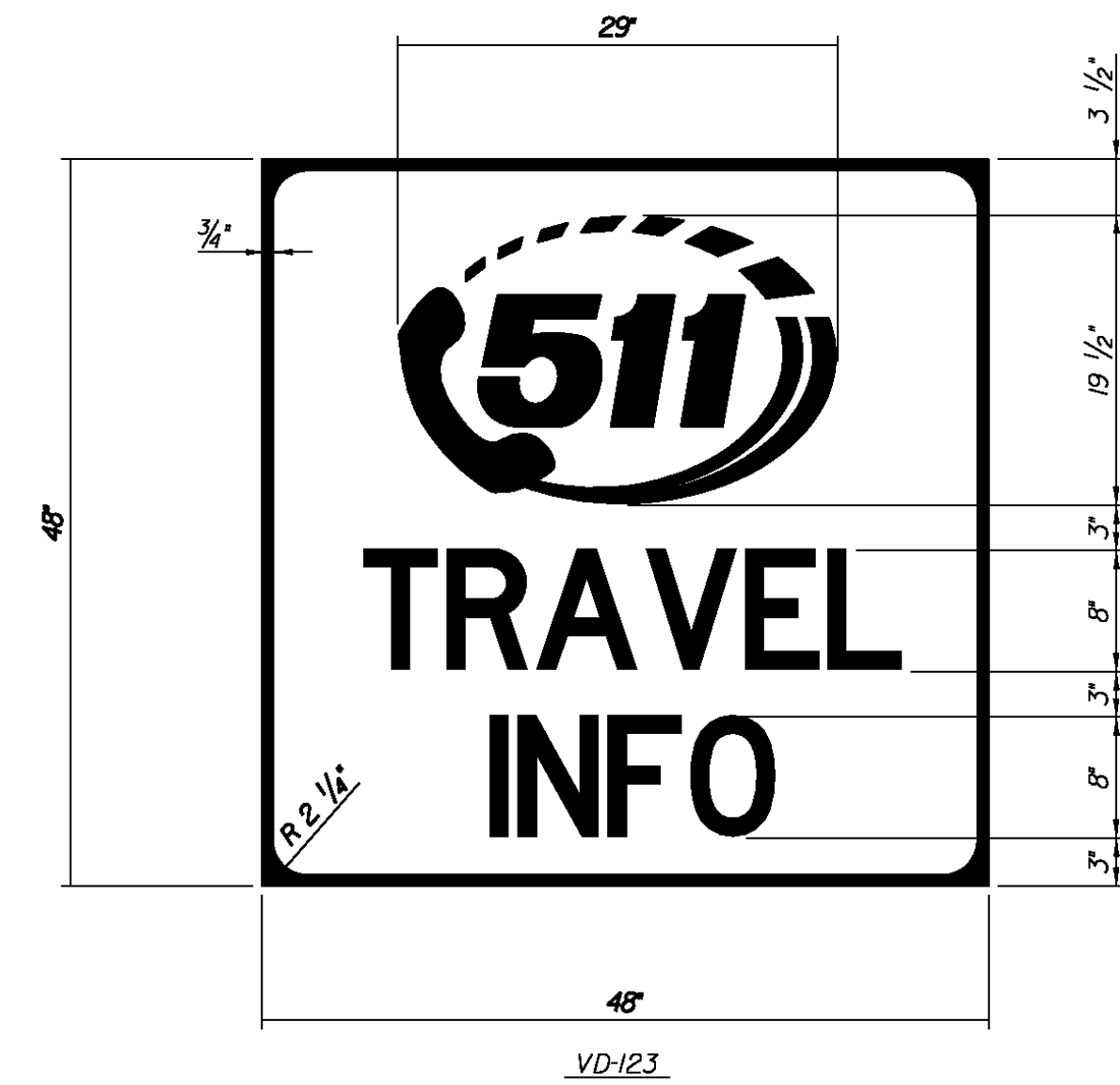
10.0" Radius, 2.0" Border, White on Blue;
[PARKING] ClearviewHwy-3-W 75% spacing;
[AREA] ClearviewHwy-3-W;
Arrow 133 - 30.0° 45°;



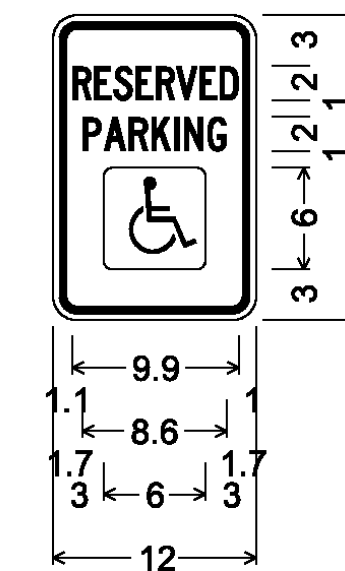
10.0" Radius, 2.0" Border, 1.0" Indent, White on Blue;
[REST] ClearviewHwy-3-W;
[AREA] ClearviewHwy-3-W;
Arrow 133 - 30.0° 45°;



3.0" Radius, 1.3" Border, 0.8" Indent, Black on Yellow;
[VT 64 EAST] C;
[STEEP GRADE] C;
[NOT RECOMMENDED] C;
[FOR TRUCKS] C;



LEGEND: WHITE (RETROREFLECTIVE)
BACKGROUND: BLUE (RETROREFLECTIVE)



1.4" Radius, 0.4" Border, 0.4" Indent, Green on White;
[RESERVED] C 2K 51% spacing;
[PARKING] C 2K 66% spacing;
Rounded Rectangle 0.5" Radius Blue;

SIGN DETAIL SHEET 14

PROJECT NAME: ROYALTON-MIDDLESEX

PROJECT NUMBER: IMG SIGN(19)

FILE NAME: z09a020signde+.dgn

PLOT DATE: 8/12/2009

PROJECT LEADER: CRB

DRAWN BY: JBZ

DESIGNED BY: JBZ

CHECKED BY: BDB

CLD REF. NO.: 09-0106

SHEET 145 OF 163