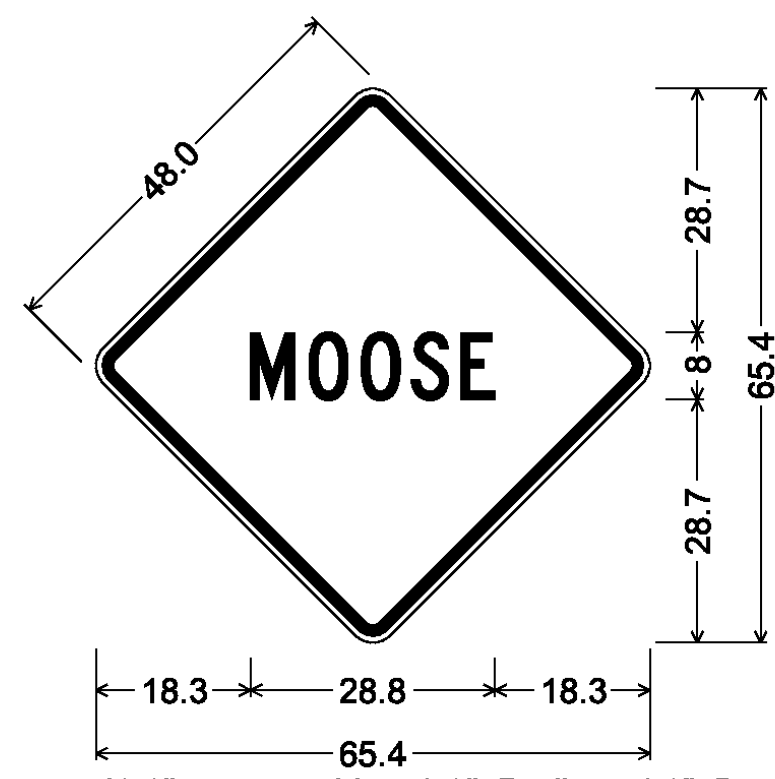




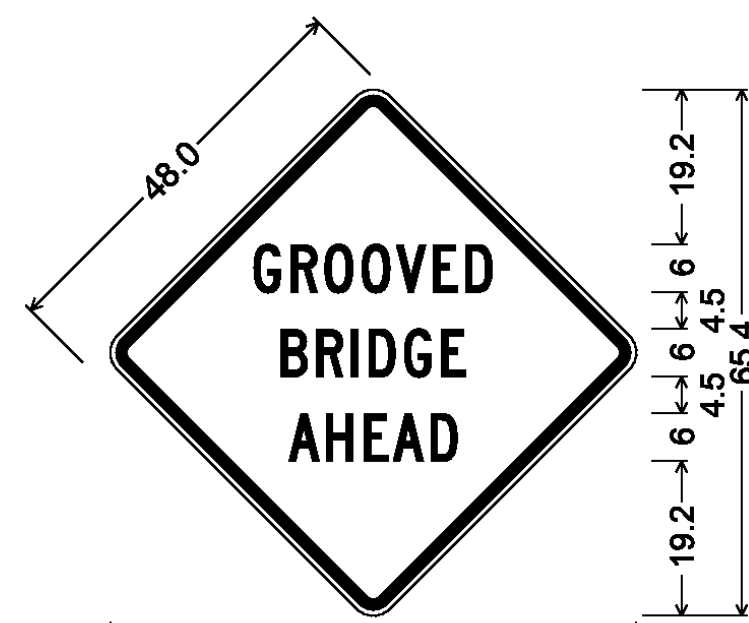
48.0" across sides 3.0" Radius, 1.3" Border, 0.8" Indent, Black on Yellow;
 [EMERGENCY] B 2K;
 [VEHICLE] B 2K;
 [ENTRANCE] B 2K;



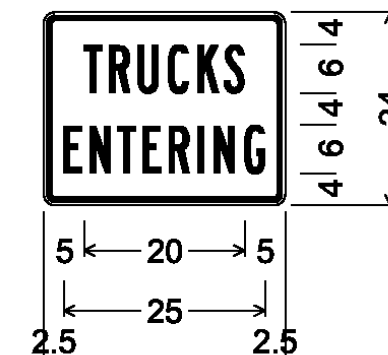
48.0" across sides 3.0" Radius, 1.2" Border, 0.8" Indent, Black on Yellow;
 [MOOSE] C 2K;



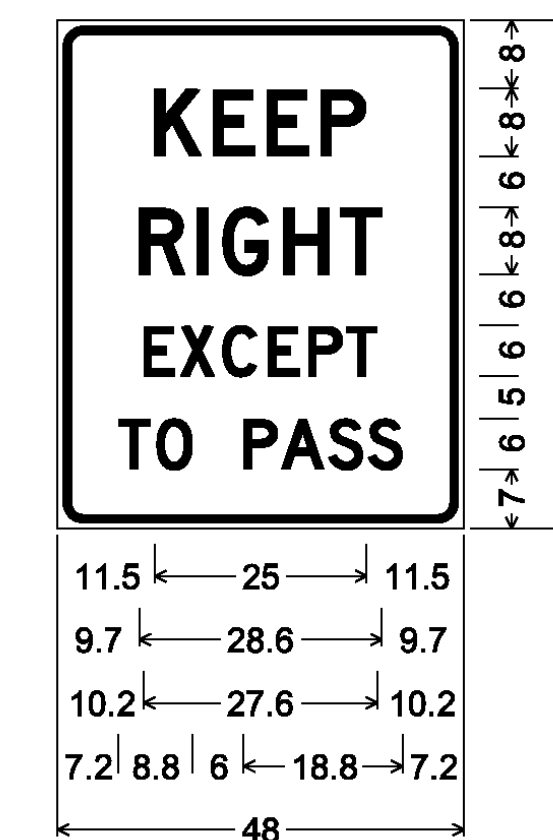
48.0" across sides 3.0" Radius, 1.2" Border, 0.8" Indent, Black on Yellow;
 motorcycle;



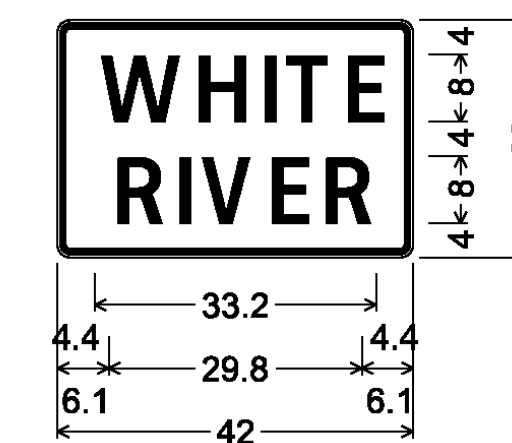
48.0" across sides 3.0" Radius, 1.3" Border, 0.8" Indent, Black on Yellow;
 [GROOVED] C 2K;
 [BRIDGE] C 2K;
 [AHEAD] C 2K;



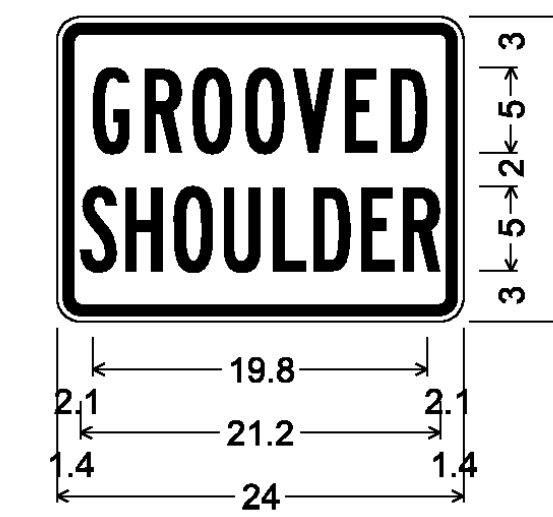
1.4" Radius, 0.6" Border, 0.4" Indent, Black on Yellow;
 [TRUCKS] B 2K;
 [ENTERING] B 2K;




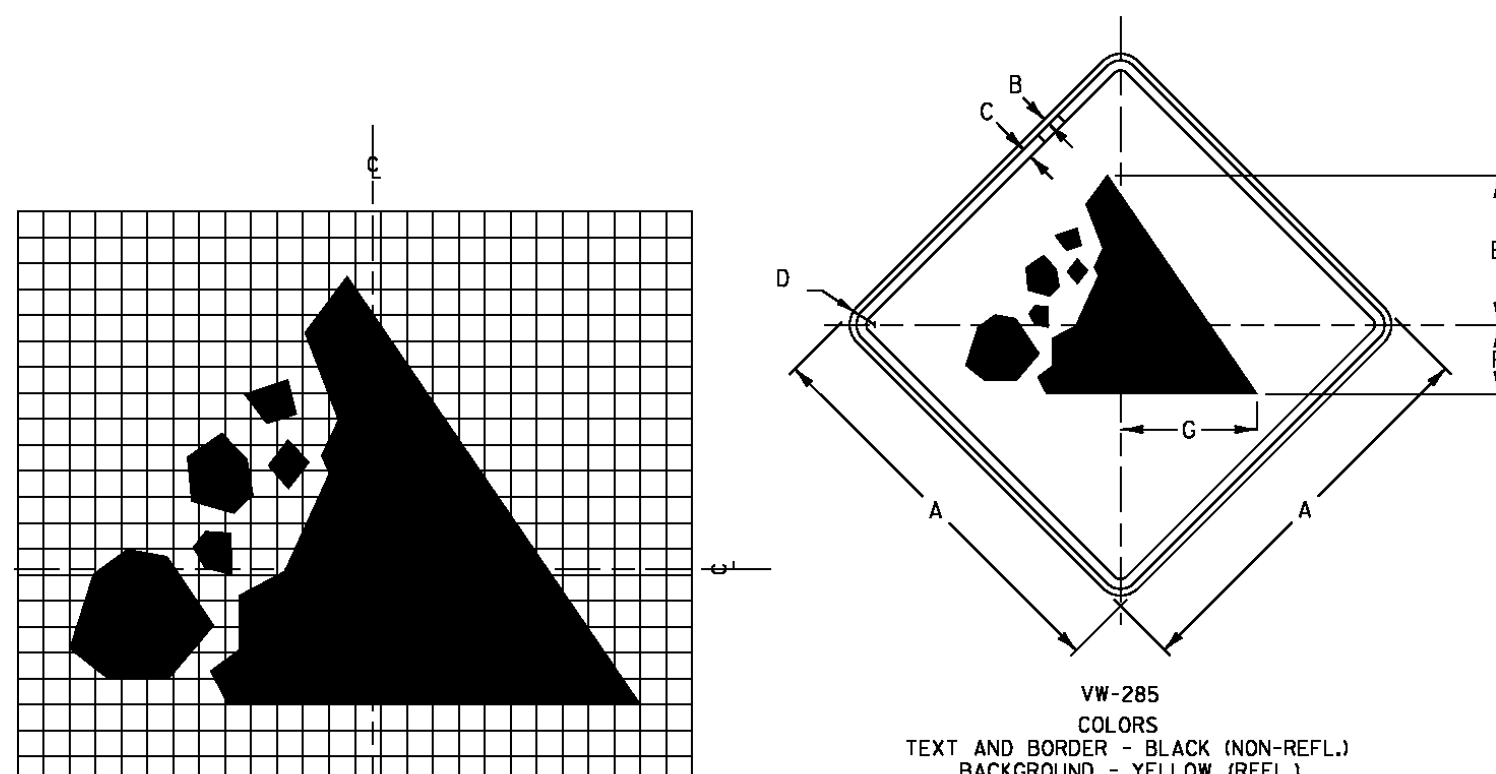
3.0" Radius, 0.9" Border, 0.8" Indent, Black on White;
 [KEEP] D 2K;
 [RIGHT] D 2K;
 [EXCEPT] D 2K;
 [TO PASS] D 2K;



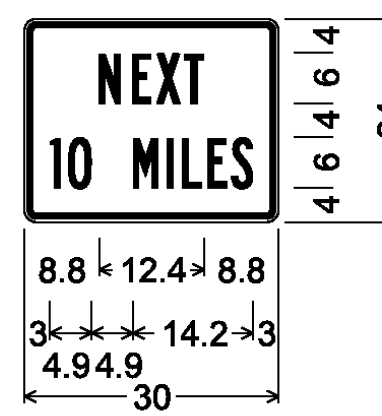
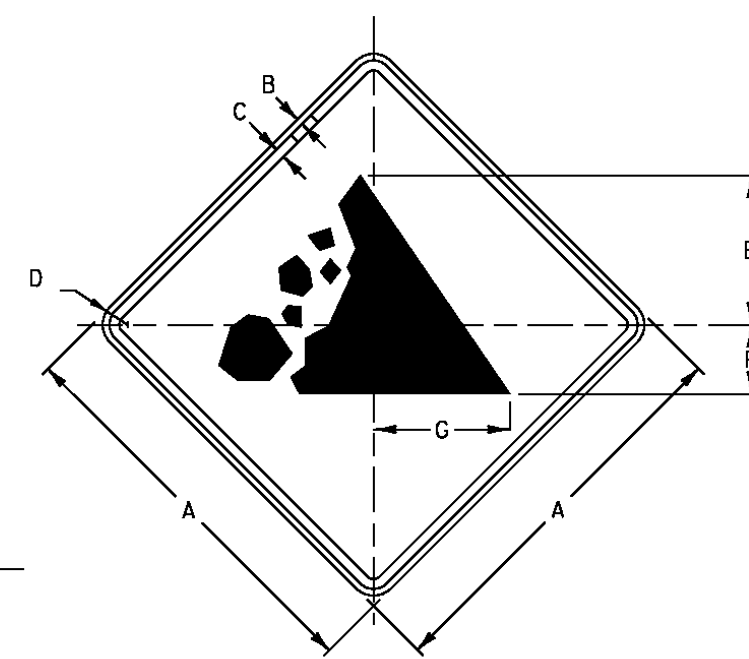
1.5" Radius, 0.6" Border, 0.4" Indent, White on Green;
 [WHITE] ClearviewHwy-3-W;
 [RIVER] ClearviewHwy-3-W;



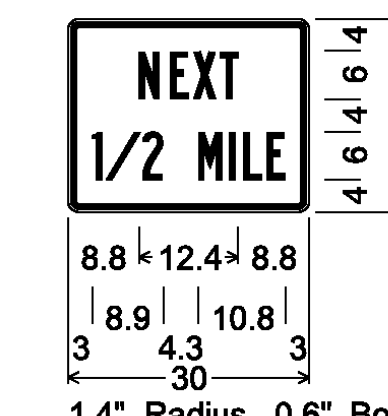
1.4" Radius, 0.6" Border, 0.4" Indent, Black on Yellow;
 [GROOVED] B 2K;
 [SHOULDER] B 2K 70% spacing;



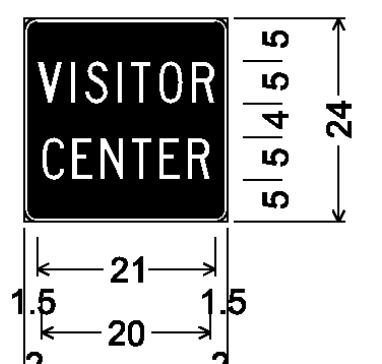
R2-1 STD;
 1.5" Radius, 0.6" Border, 0.4" Indent, Black on White;
 [SPEED] E;
 [LIMIT] E;
 [45] E;




1.4" Radius, 0.6" Border, 0.4" Indent, Black on Yellow;
 [NEXT] B 2K;
 [10 MILES] B 2K specified length;



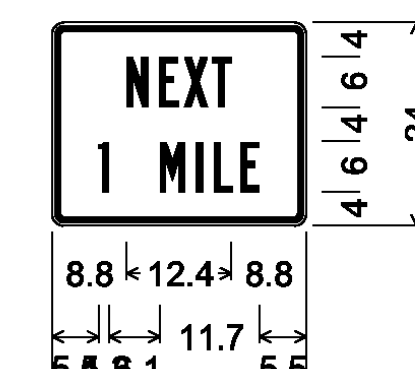
1.4" Radius, 0.6" Border, 0.4" Indent, Black on Yellow;
 [NEXT] B 2K;
 [1/2 MILE] B 2K specified length;



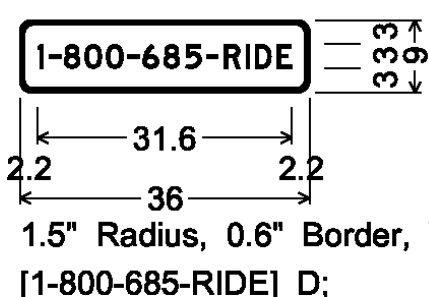
1.5" Radius, 0.5" Border, White on Blue;
 [VISITOR] C;
 [CENTER] C;



1.5" Radius, 0.5" Border, White on Blue;
 [WiFi] C specified length;



1.4" Radius, 0.6" Border, 0.4" Indent, Black on Yellow;
 [NEXT] B 2K;
 [1 MILE] B 2K;



1.5" Radius, 0.6" Border, White on Green;
 [1-800-685-RIDE] D;

SIGN DETAIL SHEET 13

PROJECT NAME: ROYALTON-MIDDLESEX

PROJECT NUMBER: IMG SIGN(19)

FILE NAME: z09a020signdet.dgn

PROJECT LEADER: CRB

DESIGNED BY: JBZ

CLD REF. NO.: 09-0106

PLOT DATE: 8/12/2009

DRAWN BY: JBZ

CHECKED BY: BDB

SHEET 144 OF 163