STATE OF VERMONT
AGENCY OF TRANSPORTATION

TRAFFIC SIGN SUMMARY SHEET 46

MILE MARKER, STATION OR SIGN NUMBER	SIGN LEGEND	SIGN DIMENSIONS EA	WIDTH (in)	HEIGHT (in)	NEW & SALVAGED SIGNS "A"	"B"	SALV SIGN	SALV TIS	EXIST POST RETAIN	SALVAGE	NEW SIGN POSTS NO. OF POSTS	FLANGED CHANNEL lb/ft 1.12	2.0	3.0	SQUARE STEEL (in) 1.75 lb/ft 1.88	2.0 lb/ft 2.42	2.5 lb/ft 3.35	ANCHOR	SLEEVE	TUBULAR ALUMINUM DIA (in) 3.0 lb/ft 1.3	4.0 lb/ft 1.7	4.0Mod 1.7	TUBULAR STEEL DIA (in) FND-ATION	3.0 lb/ft 7.6	3.5 lb/ft 9.0	4.0 lb/ft 10.8	5.0 lb/ft 14.6	W-SHAPE STEEL FTG. SIZE 24"	30"	WEIGHT	POST SIZE	SIGN FRAME	REMARKS	SIGN DETAIL DETAIL ON SHEET NUMBER	STD. SHEET NUMBER
2.630 VT 66 RT		1	30	36	7.50																													D4-2L "LEFT ARROW"		
		1	36	9	2.25						1									X															144	
2.640 VT 66 CL		1	24	30	5.00																													R4-7		
		1 1	18 18	18 18	2.25 2.25						1					X		1	1															OM1-1 BACK TO BACK OM1-1		
2.665 VT 66 LT	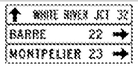	1 1	72 72	12 12	6.00 ~~6.00~~ 6.00						2												2	X										D1-1a PER WRITTEN ORDER #1 SALVAGE BARRE SIGN D1-1a		E-123 E-123
2.670 VT 66 RT	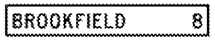	1	72	12	6.00																													D2-1		E-123
		1 1	24 24	12 12	2.00 2.00																													M3-2 GREEN ON WHITE M4-5 GREEN ON WHITE		
		1 1	24 24	24 24	4.00 4.00						2												2	X								#1		M1-5 M1-5		E-136B E-136B
2.685 VT 66 LT		1	30	36	7.50																													D4-2R "RIGHT ARROW"		
		1	39	9	2.44						1									X															144	
2.725 VT 66 LT		1	21	15	2.19																													M2-1 WHITE ON BLUE		
		1	24	24	4.00						1					X		1																M1-1		
2.750 VT 66 RT		1	24	30	5.00						1					X		1																R2-1		
											FT	FT	FT	FT	FT 42.4	FT		EA. 1	LB 38.0	LB	LB		LB 371.0	LB	LB	LB								
		SHEET TOTALS			SF ~~70.38~~ 76.38	SF	EA.	SF			FT				FT 42.4				LB 38.0			EA. 4	LB 371.0				EA.	EA.	LB				

FINAL POST LENGTHS ARE TO BE DETERMINED IN THE FIELD. POST SIZES ARE COMPUTED BASED ON INFORMATION FURNISHED ON THE STANDARD SHEETS AND THE VTRANS "SIGN POST DESIGN GUIDELINE".

PROJECT NAME: ROYALTON-MIDDLESEX
PROJECT NUMBER: IMG SIGN(19)

FILE NAME:	090106_tss_int4.xls	PLOT DATE:	8/12/2009
PROJECT LEADER:	CRB	DRAWN BY:	JH
DESIGNED BY:	BDB	CHECKED BY:	DAM
TRAFFIC SIGN SUMMARY SHEET # 46		SHEET 98	OF 163