M.M. 88.150 NB



LT. POST - 18.1 FT
MID POST -
MID POST -
RT. POST - 15.5 FT

M.M. 89.665 NB

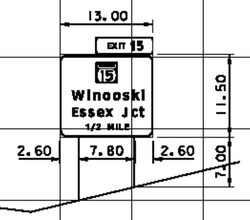

LT. POST - 20.4 FT
MID POST -
MID POST -
RT. POST - 18.5 FT

M.M. 88.000 NB

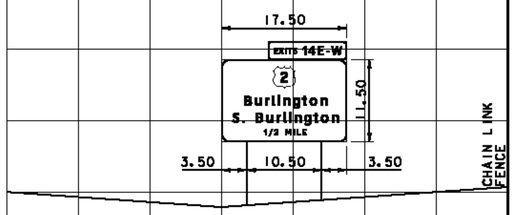

LT. POST - 20.4 FT
MID POST -
MID POST -
RT. POST - 19.6 FT

M.M. 89.460 NB

STEEL BEAM GUARDRAIL

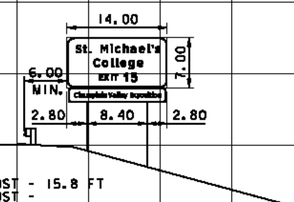

LT. POST - 15.8 FT
MID POST -
MID POST -
RT. POST - 18.1 FT

M.M. 90.735 NB

STEEL BEAM GUARDRAIL

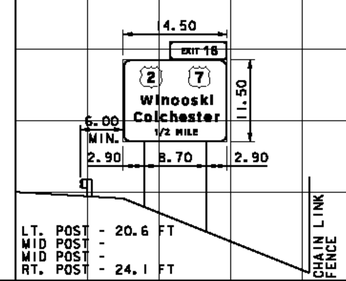

LT. POST - 20.6 FT
MID POST -
MID POST -
RT. POST - 24.1 FT

M.M. 87.430 NB

STEEL BEAM GUARDRAIL

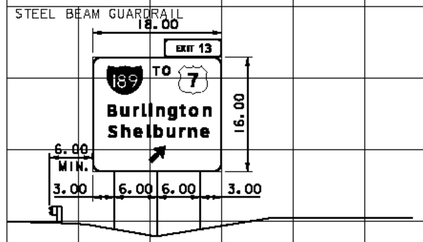

LT. POST - 24.1 FT
MID POST - 25.0 FT
MID POST -
RT. POST - 24.1 FT

M.M. 89.300 NB

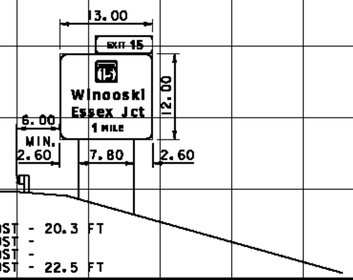

LT. POST - 20.3 FT
MID POST -
MID POST -
RT. POST - 22.5 FT

M.M. 89.815 NB

STEEL BEAM GUARDRAIL

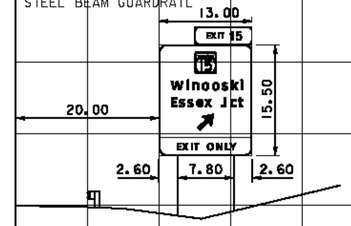

LT. POST - 23.9 FT
MID POST -
MID POST -
RT. POST - 23.2 FT

M.M. 86.985 NB

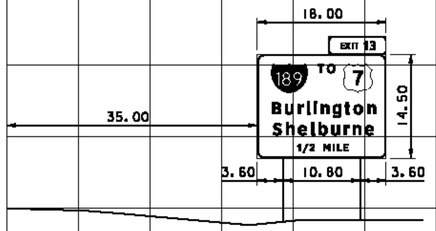

LT. POST - 23.4 FT
MID POST -
MID POST -
RT. POST - 23.1 FT

M.M. 88.300 NB



LT. POST - 18.8 FT
MID POST -
MID POST -
RT. POST - 18.3 FT

DIMENSIONS FOR CRITICAL OFFSETS OR CLEARANCES SHOWN FOR CONVENIENCE, REFER TO STANDARD SHEET E-120 FOR PLACEMENT GUIDELINES.

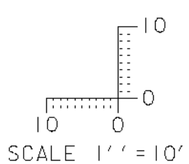

SCALE 1'' = 10'

CROSS SECTION SHEET 3

PROJECT NAME: WATERBURY - WINOOSKI
PROJECT NUMBER: IMG SIGN(18)

FILE NAME: z09a018xs.dgn
PROJECT LEADER: CRB
DESIGNED BY: JBZ
CLD REF. NO.: 09-0124
PLOT DATE: 10/27/2009
DRAWN BY: JBZ
CHECKED BY: BDB
SHEET 156 OF 174

MODEL: 03