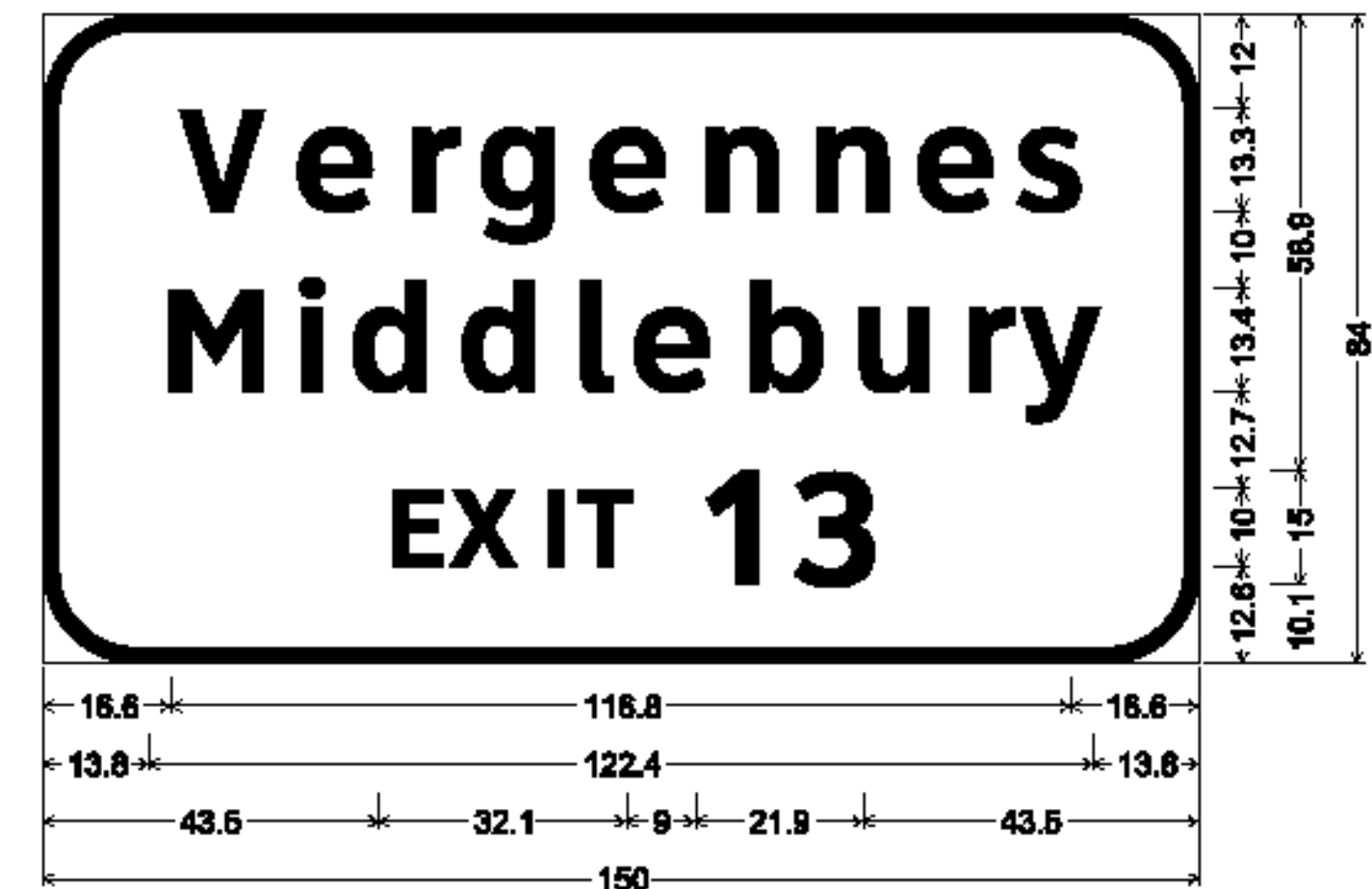


**MM 83.200 SB**



Exit Direction Rest Area-Tourist Information Center Sign (Alternate);  
 10.0" Radius, 2.0" Border, White on Blue;  
 [REST AREA] ClearviewHwy-3-W;  
 [TOURIST INFO] ClearviewHwy-3-W; [CENTER] ClearviewHwy-3-W;  
 [1 MILE] ClearviewHwy-3-W;  
 6.0" Radius, 1.5" Border, White on Blue;  
 [NEXT FACILITY] ClearviewHwy-4-W; [50 MILES] ClearviewHwy-4-W;

**MM 87.960 SB**



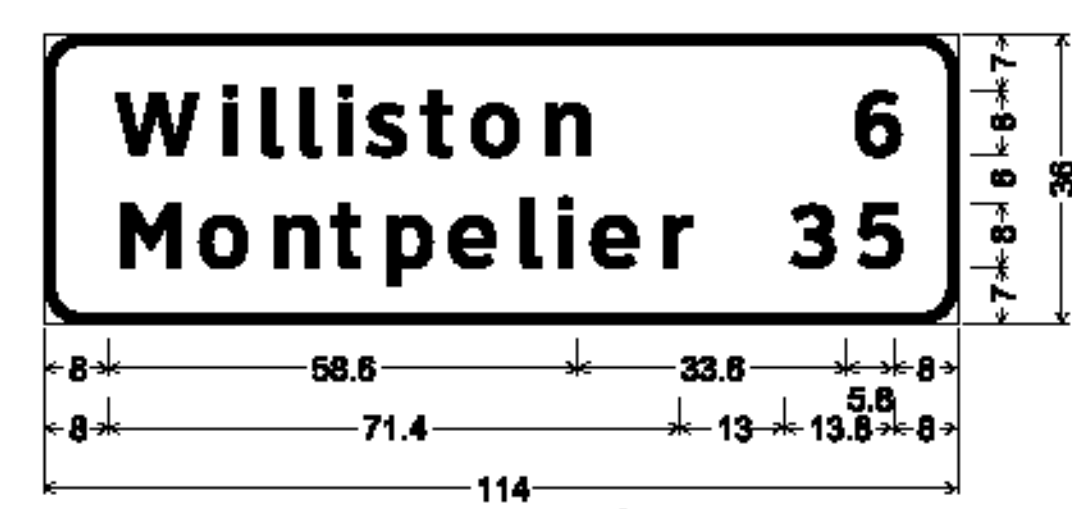
12.0" Radius, 2.0" Border, White on Green;  
 [Vergennes] ClearviewHwy-5-W; [Middlebury] ClearviewHwy-5-W;  
 [EXIT 13] ClearviewHwy-5-W;

**MM 84.500 SB**




7.0" Radius, 1.3" Border, White on Blue;  
 [CAR POOL] ClearviewHwy-4-W;  
 [INFO] ClearviewHwy-4-W;  
 [1-800-685-RIDE] ClearviewHwy-2-W specified length;

**MM 86.540 SB**




4.5" Radius, 1.3" Border, White on Green;  
 [Williston] ClearviewHwy-5-W;  
 [Montpelier] ClearviewHwy-5-W; [6] ClearviewHwy-5-W;  
 [35] ClearviewHwy-5-W;

**MM 87.730 SB**



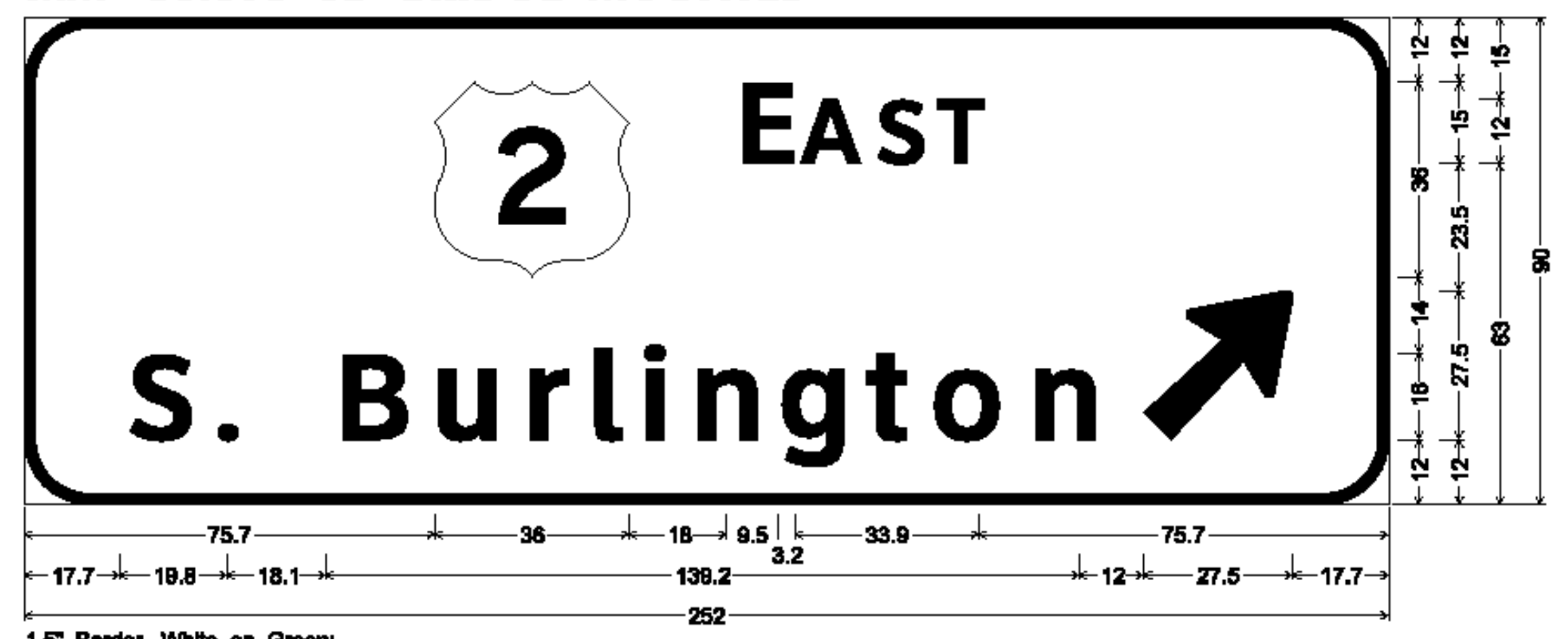
12.0" Radius, 2.0" Border, White on Green;  
 [TO] ClearviewHwy-5-W; [Shelburne] ClearviewHwy-5-W; [Rutland] ClearviewHwy-5-W;  
 Arrow 160 - 35.0" 45°;

**MM 88.310 SB**



12.0" Radius, 2.0" Border, White on Green;  
 [TO] ClearviewHwy-5-W; [Shelburne] ClearviewHwy-5-W; [Rutland] ClearviewHwy-5-W;  
 [1/2 MILE] ClearviewHwy-5-W;

**MM 88.695 SB BRIDGE MOUNTED**



1.5" Border, White on Green;  
 [EXIT 14E] ClearviewHwy-4-W;  
 12.0" Radius, 2.0" Border, White on Green;  
 [E AST] ClearviewHwy-5-W; [S. Burlington] ClearviewHwy-5-W; Arrow 160 - 35.0" 45°;

OVERHEAD SIGNS TO USE WHITE ASTM TYPE IX RETROREFLECTIVE LEGEND AND BORDER ON GREEN ASTM TYPE IX RETROREFLECTIVE BACKGROUND SHOP DRAWINGS REQUIRED FOR ALL OVERHEAD AND BRIDGE MOUNTED SIGN COMPONENTS. REFER TO SHEET 160, NOTE #10.

|                            |                                    |
|----------------------------|------------------------------------|
| <b>SIGN DETAIL SHEET 9</b> | PROJECT NAME: WATERBURY - WINOOSKI |
|                            | PROJECT NUMBER: IMG SIGN(18)       |
|                            | FILE NAME: z09a018signdet.dgn      |
|                            | CLD REF. NO.: 09-0124              |
|                            | PLOT DATE: 10/27/2009              |
|                            | DRAWN BY: JBZ                      |
|                            | CHECKED BY: BDB                    |
|                            | SHEET 144 OF 174                   |