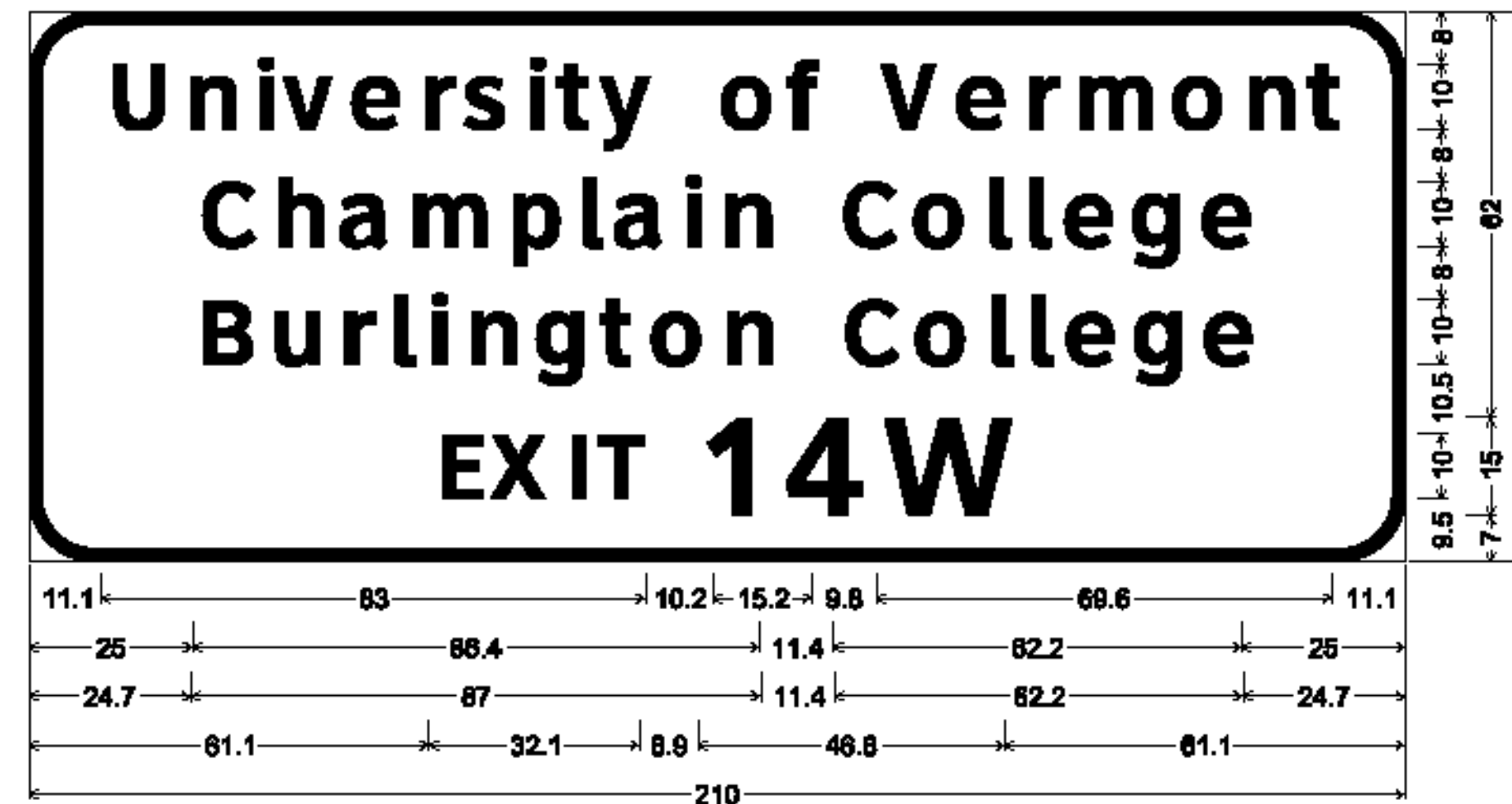


MM 88.150 NB
MM 89.150 SB



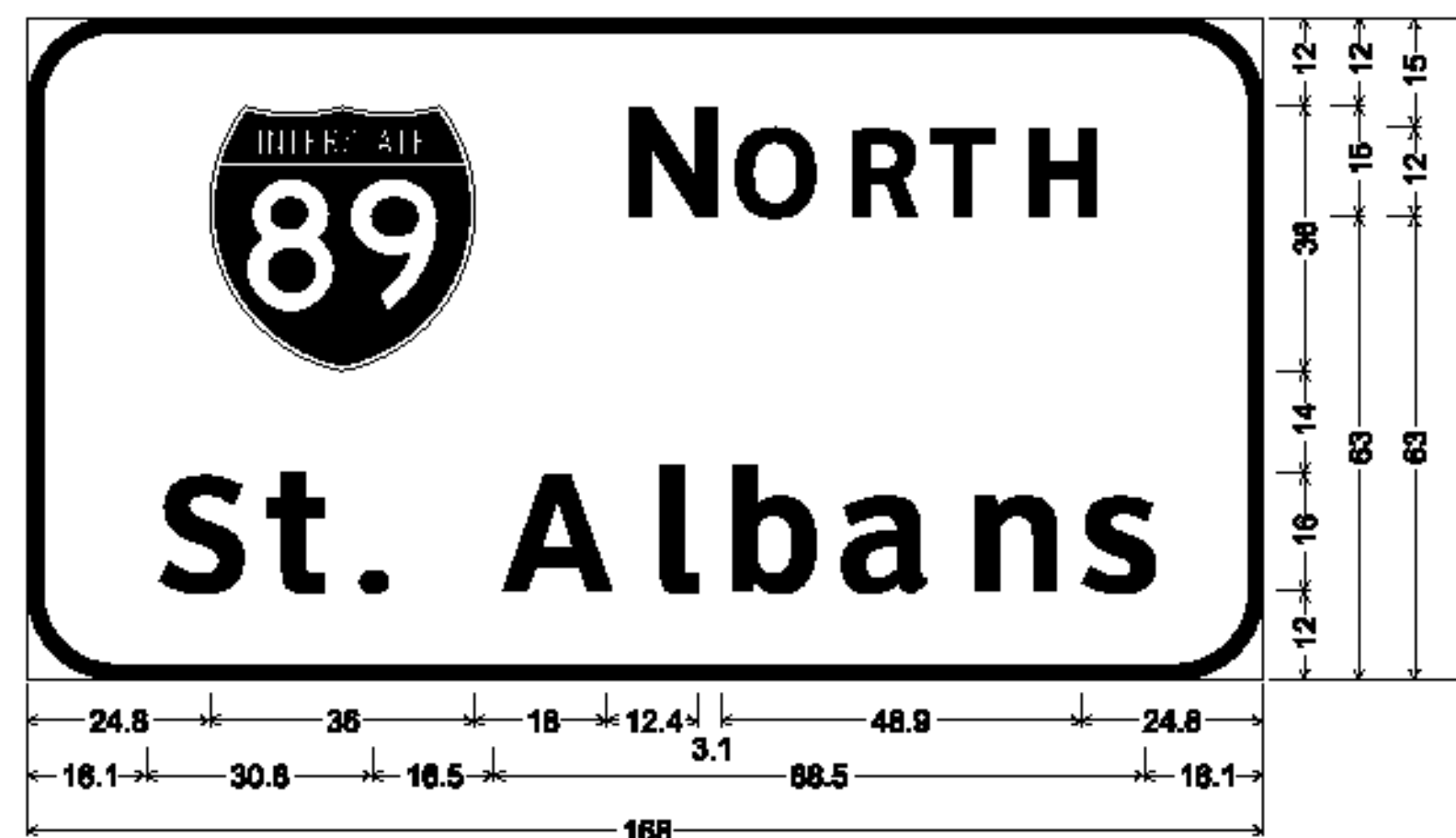
12.0" Radius, 2.0" Border, White on Green;
[Burlington] ClearviewHwy-5-W; [International] ClearviewHwy-5-W;
[Airport] ClearviewHwy-5-W; [EXIT 14E] ClearviewHwy-5-W;

MM 88.300 NB
MM 89.570 SB



10.0" Radius, 2.0" Border, White on Green;
[University of Vermont] ClearviewHwy-5-W; [Champlain College] ClearviewHwy-5-W;
[Burlington College] ClearviewHwy-5-W; [EXIT 14W] ClearviewHwy-5-W;

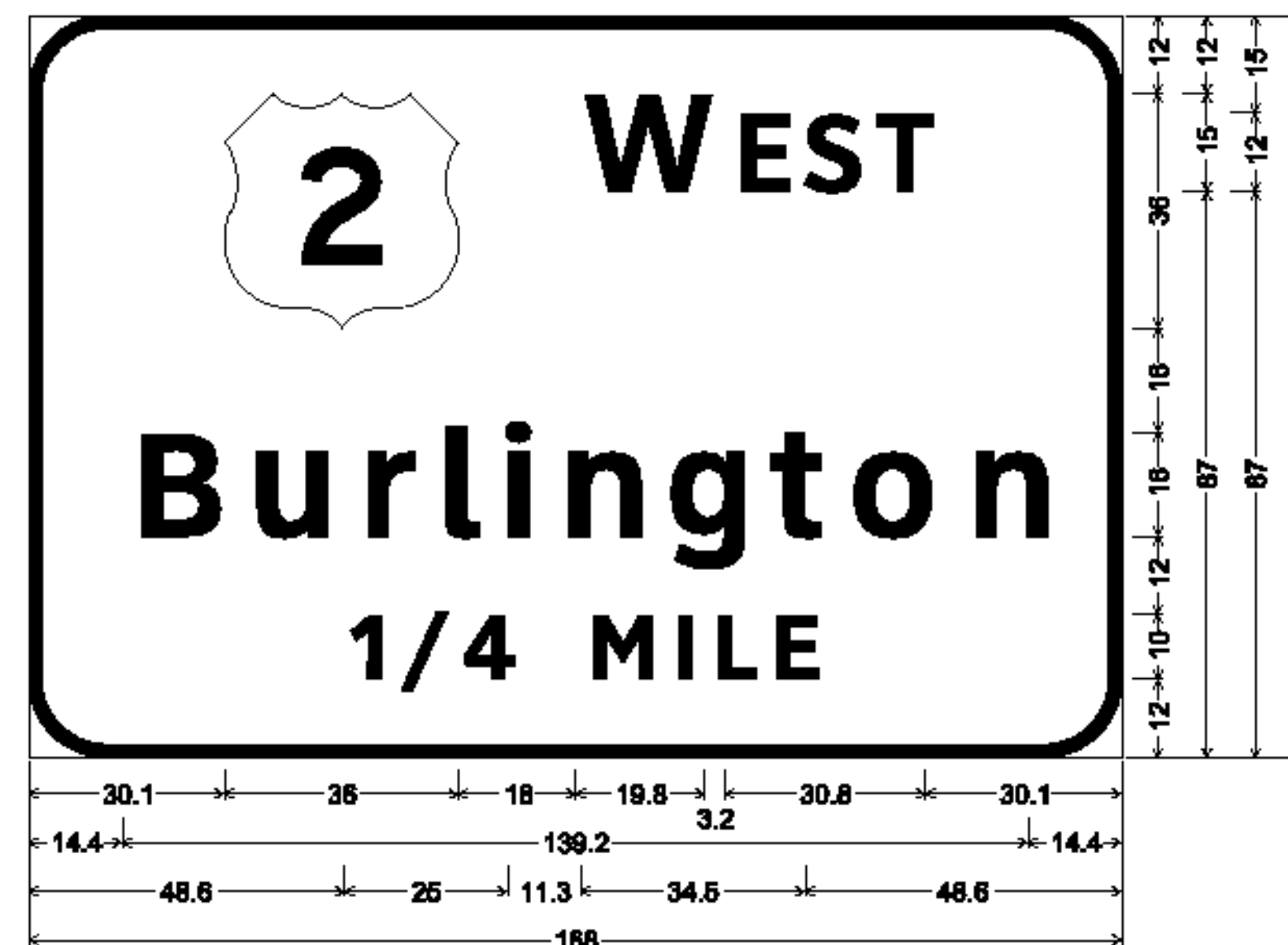
MM 88.490 NB OVERHEAD



12.0" Radius, 2.0" Border, White on Green;
[NORTH] ClearviewHwy-5-W; [St. Albans] ClearviewHwy-5-W;

OVERHEAD SIGNS TO USE WHITE ASTM TYPE IX RETROREFLECTIVE LEGEND AND BORDER ON GREEN ASTM TYPE IX RETROREFLECTIVE BACKGROUND SHOP DRAWINGS REQUIRED FOR ALL OVERHEAD AND BRIDGE MOUNTED SIGN COMPONENTS. REFER TO SHEET 160, NOTE #10.

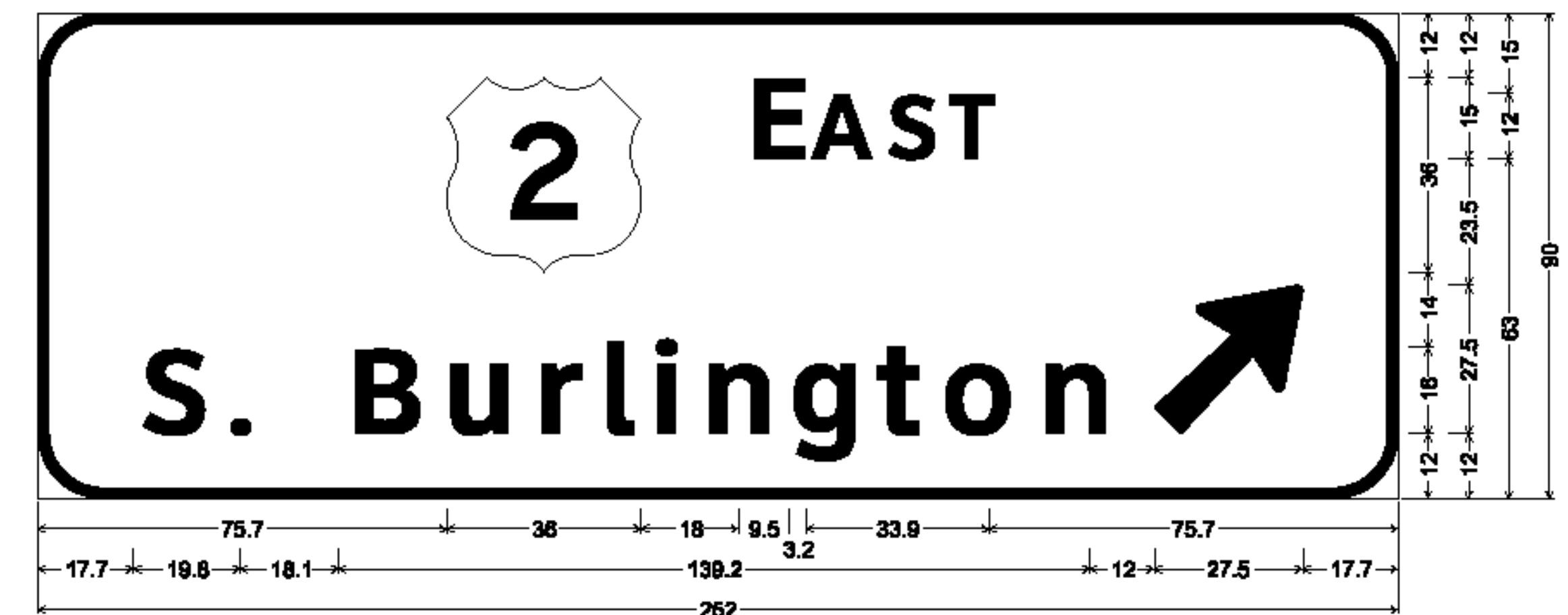
MM 88.490 NB OVERHEAD



12.0" Radius, 2.0" Border, White on Green;
[WEST] ClearviewHwy-5-W; [Burlington] ClearviewHwy-5-W;
[1/4 MILE] ClearviewHwy-5-W;

OVERHEAD SIGNS TO USE WHITE ASTM TYPE IX RETROREFLECTIVE LEGEND AND BORDER ON GREEN ASTM TYPE IX RETROREFLECTIVE BACKGROUND SHOP DRAWINGS REQUIRED FOR ALL OVERHEAD AND BRIDGE MOUNTED SIGN COMPONENTS. REFER TO SHEET 160, NOTE #10.

MM 88.490 NB OVERHEAD



12.0" Radius, 2.0" Border, White on Green;
[EAST] ClearviewHwy-5-W; [S. Burlington] ClearviewHwy-5-W; Arrow 160 - 35.0° 45°;

OVERHEAD SIGNS TO USE WHITE ASTM TYPE IX RETROREFLECTIVE LEGEND AND BORDER ON GREEN ASTM TYPE IX RETROREFLECTIVE BACKGROUND SHOP DRAWINGS REQUIRED FOR ALL OVERHEAD AND BRIDGE MOUNTED SIGN COMPONENTS. REFER TO SHEET 160, NOTE #10.

**SIGN DETAIL
SHEET 6**

PROJECT NAME: WATERBURY - WINOOSKI

PROJECT NUMBER: IMG SIGN(18)

FILE NAME: z09a018signdet.dgn

PROJECT LEADER: CRB

DESIGNED BY: JBZ

CLD REF. NO.: 09-0124

PLOT DATE: 10/27/2009

DRAWN BY: JBZ

CHECKED BY: BDB

SHEET 141 OF 174