STATE OF VERMONT
AGENCY OF TRANSPORTATION

TRAFFIC SIGN SUMMARY SHEET 57

MILE MARKER, STATION OR SIGN NUMBER	SIGN LEGEND	SIGN DIMENSIONS EA	SIGN DIMENSIONS WIDTH (in)	SIGN DIMENSIONS HEIGHT (in)	NEW & SALVAGED SIGNS "A"	NEW & SALVAGED SIGNS "B"	NEW & SALVAGED SIGNS SALV SIGN	NEW & SALVAGED SIGNS SALV TIS	EXIST POST RETAIN	EXIST POST SALVAGE	NEW SIGN POSTS NO. OF POSTS	FLANGED CHANNEL lb/ft 1.12	FLANGED CHANNEL lb/ft 2.0	FLANGED CHANNEL lb/ft 3.0	SQUARE STEEL (in) 1.75 lb/ft 1.88	SQUARE STEEL (in) 2.0 lb/ft 2.42	SQUARE STEEL (in) 2.5 lb/ft 3.35	ANCHOR	SLEEVE	TUBULAR ALUMINUM DIA (in) 3.0 lb/ft 1.3	TUBULAR ALUMINUM DIA (in) 4.0 lb/ft 1.7	TUBULAR ALUMINUM DIA (in) 4.0Mod lb/ft 1.7	TUBULAR STEEL DIA (in) FND-ATION	TUBULAR STEEL DIA (in) 3.0 lb/ft 7.6	TUBULAR STEEL DIA (in) 3.5 lb/ft 9.0	TUBULAR STEEL DIA (in) 4.0 lb/ft 10.8	TUBULAR STEEL DIA (in) 5.0 lb/ft 14.6	W-SHAPE STEEL FTG. SIZE 24"	W-SHAPE STEEL FTG. SIZE 30"	W-SHAPE STEEL WEIGHT	W-SHAPE STEEL POST SIZE	SIGN FRAME	REMARKS	SIGN DETAIL DETAIL ON SHEET NUMBER	SIGN DETAIL STD. SHEET NUMBER
0.070 RAMP E LT		1	12	36	3.00						1				X			1															OM-3L		
0.070 RAMP E RT		1	12	36	3.00						1				X			1															OM-3R		
0.135 RAMP E LT		1	36	12	3.00						2					X		2															R6-1R		
INT#13 0.060 RAMP F RT		1	36	36	9.00						2					X		2															W3-3		
0.095 RAMP F RT	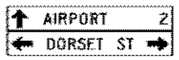	1 1	72 72	12 12	6.00 6.00						2					X		2															D1-1a D1-1a		E-123 E-123
0.095 RAMP F LT		1	36	24	6.00						2					X		2															R5-1a		
0.128 RAMP F RT	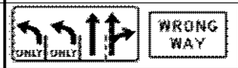	1 1	60 36	30 24	12.50 6.00						2					X		2															VR-942 BACK TO BACK R5-1a		E-145A
0.157 RAMP F LT		1	24	30	5.00																											R4-7		
		1	18	18	2.25						1					X		1	1														OM1-1		
0.157 RAMP F RT		1	36	36	9.00																											R5-1		
		1 1	36 36	12 12	3.00 3.00						2					X		2															R6-1R BACK TO BACK R6-1L		
I-189 WB 0.020 WB		1 1	30 30	30 30	6.25 6.25																											R3-1 BACK TO BACK R5-1		
		1 1	36 36	12 12	3.00 3.00						1					X		1	1														R6-1R BACK TO BACK R6-1L		
0.020 WB MED		1 1	30 30	30 30	6.25 6.25																											R3-1 BACK TO BACK R5-1		
	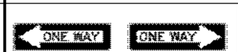	1 1	36 36	12 12	3.00 3.00						1					X		1															R6-1R BACK TO BACK R6-1L		
												FT	FT	FT	FT 25.2	FT 209.3	FT		EA. 2	LB	LB	LB		LB	LB	LB	LB								
		SUBTOTALS SHEET 57			SF 113.75	SF	EA.	SF				FT			FT 234.5					LB			EA.	LB				EA.	EA.	LB					

FINAL POST LENGTHS ARE TO BE DETERMINED IN THE FIELD. POST SIZES ARE COMPUTED BASED ON INFORMATION FURNISHED ON THE STANDARD SHEETS AND THE VTRANS "SIGN POST DESIGN GUIDELINE".

PROJECT NAME: WATERBURY - WINOOSKI
PROJECT NUMBER: IMG SIGN(18)

FILE NAME:	090124 tss int13 15.xls	PLOT DATE:	10/27/2009
PROJECT LEADER:	CRB	DRAWN BY:	SRB
DESIGNED BY:	BDB	CHECKED BY:	DAM
TRAFFIC SIGN SUMMARY SHEET # 57		SHEET 115 OF 174	