STATE OF VERMONT
AGENCY OF TRANSPORTATION

TRAFFIC SIGN SUMMARY SHEET 41

MILE MARKER, STATION OR SIGN NUMBER	SIGN LEGEND	SIGN DIMENSIONS			NEW & SALVAGED SIGNS				EXIST POST		NEW SIGN POSTS																						SIGN DETAIL	
												FLANGED CHANNEL			SQUARE STEEL (in)					TUBULAR ALUMINUM DIA (in)			TUBULAR STEEL DIA (in)				W-SHAPE STEEL						
												lb/ft			1.75	2.0	2.5			lb/ft			lb/ft				FTG. SIZE						
		E A	WIDTH (in)	HEIGHT (in)	"A"	"B"	SALV SIGN	SALV TIS	RETAIN	SALVAGE	NO. OF POSTS	1.12	2.0	3.0	1.88	2.42	3.35	ANCHOR	SLEEVE	3.0	4.0	4.0Mod	FND-ATION	7.6	9.0	10.8	14.6	24"	30"	WEIGHT	POST SIZE	SIGN	FRAME	REMARKS	DETAIL ON SHEET NUMBER	STD. SHEET NUMBER
0.450 VT 100 LT		1	18	18	2.25						1				X			1																OM1-1		
0.450 VT 100 RT		1	30	30	6.25						1					X		1																VR-921		E-145A
0.493 VT 100 RT		1	18	18	2.25						1				X			1																OM1-1		
0.497 VT 100 RT		1	24	12	2.00																													M3-1 WHITE ON BLUE		
		1	24	24	4.00																													M1-1		
		1	21	15	2.19						1					X		1																M6-2 WHITE ON BLUE		
0.505 VT 100 CL		1	24	30	5.00																													R4-7		
		1	18	18	2.25						1					X		1	1															OM1-1		
0.518 VT 100 LT		1 1 1	24 24 24	12 12 12	2.00 2.00 2.00																													M3-3 GREEN ON WHITE M4-5 BLACK ON WHITE M3-1 GREEN ON WHITE		
		1 1 1	30 24 30	24 24 24	5.00 4.00 5.00																													M1-5 M1-4 M1-5		E-136B E-136B
	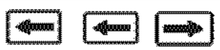	1 1 1	21 21 21	15 15 15	2.19 2.19 2.19						2												2	X								#3B	M6-1 GREEN ON WHITE M6-1 GREEN ON WHITE M6-1 GREEN ON WHITE		
0.521 VT 100 CL		1	24	30	5.00																													R4-7		
		1	18	18	2.25						1					X		1	1															OM1-1		
0.526 VT 100 LT		1	30	30	6.25						1					X		1																VR-921		E-145A
0.545 VT 100 RT	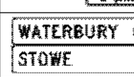	1 1	72 72	12 12	6.00 6.00																													D2-1 D2-1		E-123 E-123
		1	24	12	2.00																													M3-1 GREEN ON WHITE		
		1	30	24	5.00						2												2	X										M1-5		E-136B
												FT	FT	FT	FT 19.0	FT 69.8	FT		EA. 2	LB	LB	LB		LB 378.6	LB	LB	LB								
		SUBTOTALS SHEET 41			SF 85.26	SF	EA.	SF				FT			FT 88.8					LB			EA. 4	LB 378.6				EA.	EA.	LB					

FINAL POST LENGTHS ARE TO BE DETERMINED IN THE FIELD. POST SIZES ARE COMPUTED BASED ON INFORMATION FURNISHED ON THE STANDARD SHEETS AND THE VTRANS "SIGN POST DESIGN GUIDELINE".

PROJECT NAME: WATERBURY - WINOOSKI
PROJECT NUMBER: IMG SIGN(18)

FILE NAME:	090124 tss int10.xls	PLOT DATE:	10/27/2009
PROJECT LEADER:	CRB	DRAWN BY:	JH
DESIGNED BY:	BDB	CHECKED BY:	DAM
TRAFFIC SIGN SUMMARY SHEET # 41		SHEET 99	OF 174