STATE OF VERMONT
AGENCY OF TRANSPORTATION

TRAFFIC SIGN SUMMARY SHEET 10

MILE MARKER, STATION OR SIGN NUMBER	SIGN LEGEND	SIGN DIMENSIONS: E A	SIGN DIMENSIONS: WIDTH (in)	SIGN DIMENSIONS: HEIGHT (in)	NEW & SALVAGED SIGNS: "A"	NEW & SALVAGED SIGNS: "B"	NEW & SALVAGED SIGNS: SALV SIGN	NEW & SALVAGED SIGNS: SALV TIS	EXIST POST: RETAIN	EXIST POST: SALVAGE	NEW SIGN POSTS: NO. OF POSTS	FLANGED CHANNEL lb/ft: 1.12	FLANGED CHANNEL lb/ft: 2.0	FLANGED CHANNEL lb/ft: 3.0	SQUARE STEEL (in) lb/ft: 1.75 / 1.88	SQUARE STEEL (in) lb/ft: 2.0 / 2.42	SQUARE STEEL (in) lb/ft: 2.5 / 3.35	ANCHOR	SLEEVE	TUBULAR ALUMINUM DIA (in) lb/ft: 3.0 / 1.3	TUBULAR ALUMINUM DIA (in) lb/ft: 4.0 / 1.7	TUBULAR ALUMINUM DIA (in) lb/ft: 4.0Mod / 1.7	FND-ATION	TUBULAR STEEL DIA (in) lb/ft: 3.0 / 7.6	TUBULAR STEEL DIA (in) lb/ft: 3.5 / 9.0	TUBULAR STEEL DIA (in) lb/ft: 4.0 / 10.8	TUBULAR STEEL DIA (in) lb/ft: 5.0 / 14.6	W-SHAPE STEEL FTG. SIZE: 24"	W-SHAPE STEEL FTG. SIZE: 30"	W-SHAPE STEEL WEIGHT	W-SHAPE STEEL POST SIZE	SIGN FRAME	REMARKS	SIGN DETAIL: DETAIL ON SHEET NUMBER	SIGN DETAIL: STD. SHEET NUMBER
81.950 NB		1	48	60	20.00						2												2	X										W13-3		
82.072 NB		1	18	18	2.25						1				X			1																OM1-1		
82.075 NB		1	78	78		42.25					2												2	X										D5-2b	152	
82.145 NB		1	48	48	16.00						2												2	X										W4-1R		
82.240 NB		1	30	30	6.25						1					X		1																R3-2		
82.240 NB MED		1	36	12	3.00						2					X		2																R6-1R		
82.780 NB		1	96	30	20.00																														152	
		1	204	144		204.00					2																	2		836	W8X21		Fuse-Plate Bolt Tension 34.1 kips	139	
83.010 NB	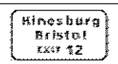	1	138	84		80.50					2																	2		308	W6X9		Fuse-Plate Bolt Tension 12 kips	139	
83.260 NB	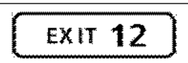	1	96	30	20.00																														152	
		1	204	138		195.50																													139	
	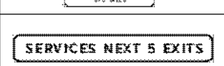	1	156	24		26.00					2																	2		889	W10X22		Fuse-Plate Bolt Tension 28.8 kips	152	
83.410 NB		1	174	102		123.25					2																	2		814	W8X18		Fuse-Plate Bolt Tension 19.2 kips	139	
83.529 NB MED		1	36	36	9.00						2					X		2																R3-4		
83.600 NB		1	96	30	20.00																														152	
		1	204	156		221.00																													139	
		1	30	30	6.25						2																	2		1021	W10X22		Fuse-Plate Bolt Tension 32.5 kips		E-132
												FT	FT	FT	FT 9.5	FT 72.5	FT		EA.	LB	LB	LB		LB 623.2	LB	LB	LB								
SUBTOTALS SHEET 10					SF 122.75	SF 892.50	EA.	SF				FT			FT 82.0					LB			EA. 6	LB 623.2				EA. 10	EA.	LB 3868					

FINAL POST LENGTHS ARE TO BE DETERMINED IN THE FIELD. POST SIZES ARE COMPUTED BASED ON INFORMATION FURNISHED ON THE STANDARD SHEETS AND THE VTRANS "SIGN POST DESIGN GUIDELINE".

PROJECT NAME: WATERBURY - WINOOSKI
PROJECT NUMBER: IMG SIGN(18)

FILE NAME:	090124 tss main NB.xls	PLOT DATE:	10/27/2009
PROJECT LEADER:	CRB	DRAWN BY:	SRB
DESIGNED BY:	BDB	CHECKED BY:	DAM
TRAFFIC SIGN SUMMARY SHEET # 10		SHEET 68	OF 174