STATE OF VERMONT
AGENCY OF TRANSPORTATION

TRAFFIC SIGN SUMMARY SHEET 8

MILE MARKER, STATION OR SIGN NUMBER	SIGN LEGEND	SIGN DIMENSIONS EA	SIGN DIMENSIONS WIDTH (in)	SIGN DIMENSIONS HEIGHT (in)	NEW & SALVAGED SIGNS "A"	NEW & SALVAGED SIGNS "B"	NEW & SALVAGED SIGNS SALV SIGN	NEW & SALVAGED SIGNS SALV TIS	EXIST POST RETAIN	EXIST POST SALVAGE	NEW SIGN POSTS NO. OF POSTS	FLANGED CHANNEL lb/ft 1.12	FLANGED CHANNEL lb/ft 2.0	FLANGED CHANNEL lb/ft 3.0	SQUARE STEEL (in) 1.75 lb/ft 1.88	SQUARE STEEL (in) 2.0 lb/ft 2.42	SQUARE STEEL (in) 2.5 lb/ft 3.35	ANCHOR	SLEEVE	TUBULAR ALUMINUM DIA (in) 3.0 lb/ft 1.3	TUBULAR ALUMINUM DIA (in) 4.0 lb/ft 1.7	TUBULAR ALUMINUM DIA (in) 4.0Mod lb/ft 1.7	FND-ATION	TUBULAR STEEL DIA (in) 3.0 lb/ft 7.6	TUBULAR STEEL DIA (in) 3.5 lb/ft 9.0	TUBULAR STEEL DIA (in) 4.0 lb/ft 10.8	TUBULAR STEEL DIA (in) 5.0 lb/ft 14.6	W-SHAPE STEEL FTG. SIZE 24"	W-SHAPE STEEL FTG. SIZE 30"	W-SHAPE STEEL WEIGHT	W-SHAPE STEEL POST SIZE	SIGN FRAME	REMARKS	SIGN DETAIL DETAIL ON SHEET NUMBER	SIGN DETAIL STD. SHEET NUMBER
78.227 NB		1	72	60		30.00					2												2	X											152	
78.260 NB		1	48	48	16.00						2												2	X										W4-1R		
78.310 NB		1	48	48	16.00						2												2	X										W8-13		
78.335 NB MED		1	36	12	3.00						2					X		2																R6-1R		
78.390 NB		1	12	36	3.00						1				X			1																OM-3R		
78.390 NB MED		1	12	36	3.00						1				X			1																OM-3L		
78.490 NB		1	12	36	3.00						1				X			1																OM-3R		
78.490 NB MED		1	12	36	3.00						1				X			1																OM-3L		
78.570 NB	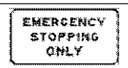	1	48	36	12.00						2												2	X										R8-7		
78.670 NB		1	12	36	3.00						1				X			1																OM-3R		
78.670 NB MED		1	12	36	3.00						1				X			1																OM-3L		
78.670 NB		1	64	28	12.44						2					X		2																	151	
78.790 NB		1	30	15	3.13																													M3-1 WHITE ON BLUE		
		1	36	36	9.00																													M1-1		
		1	36	36	9.00						1												1	X										M1-10		
78.890 NB		1	48	48	16.00																													VW-397	151	
		1	24	18	3.00						2									X														VP-396	151	
												FT	FT	FT	FT 75.8	FT 64.7	FT		EA.	LB	LB 69.9	LB		LB 889.2	LB	LB	LB								
SUBTOTALS SHEET 8					SF 117.57	SF 30.00	EA.	SF				FT			FT 140.5					LB 69.9			EA. 9	LB 889.2				EA.	EA.	LB					

FINAL POST LENGTHS ARE TO BE DETERMINED IN THE FIELD. POST SIZES ARE COMPUTED BASED ON INFORMATION FURNISHED ON THE STANDARD SHEETS AND THE VTRANS "SIGN POST DESIGN GUIDELINE".

PROJECT NAME: WATERBURY - WINOOSKI
PROJECT NUMBER: IMG SIGN(18)

FILE NAME:	090124 tss main NB.xls	PLOT DATE:	10/27/2009
PROJECT LEADER:	CRB	DRAWN BY:	SRB
DESIGNED BY:	BDB	CHECKED BY:	DAM
TRAFFIC SIGN SUMMARY SHEET # 8		SHEET 66	OF 174