STATE OF VERMONT
AGENCY OF TRANSPORTATION

TRAFFIC SIGN SUMMARY SHEET 6

MILE MARKER, STATION OR SIGN NUMBER	SIGN LEGEND	SIGN DIMENSIONS EA	SIGN DIMENSIONS WIDTH (in)	SIGN DIMENSIONS HEIGHT (in)	NEW & SALVAGED SIGNS "A"	NEW & SALVAGED SIGNS "B"	NEW & SALVAGED SIGNS SALV SIGN	NEW & SALVAGED SIGNS SALV TIS	EXIST POST RETAIN	EXIST POST SALVAGE	NEW SIGN POSTS NO. OF POSTS	FLANGED CHANNEL lb/ft 1.12	FLANGED CHANNEL lb/ft 2.0	FLANGED CHANNEL lb/ft 3.0	SQUARE STEEL (in) lb/ft 1.75	SQUARE STEEL (in) lb/ft 2.0	SQUARE STEEL (in) lb/ft 2.5	ANCHOR	SLEEVE	TUBULAR ALUMINUM DIA (in) lb/ft 3.0	TUBULAR ALUMINUM DIA (in) lb/ft 4.0	TUBULAR ALUMINUM DIA (in) lb/ft 4.0Mod	TUBULAR STEEL DIA (in) FND-ATION	TUBULAR STEEL DIA (in) lb/ft 3.0	TUBULAR STEEL DIA (in) lb/ft 3.5	TUBULAR STEEL DIA (in) lb/ft 4.0	TUBULAR STEEL DIA (in) lb/ft 5.0	W-SHAPE STEEL FTG. SIZE 24"	W-SHAPE STEEL FTG. SIZE 30"	W-SHAPE STEEL WEIGHT	W-SHAPE STEEL POST SIZE	SIGN FRAME	REMARKS	SIGN DETAIL DETAIL ON SHEET NUMBER	SIGN DETAIL STD. SHEET NUMBER
73.505 NB		1	48	48	16.00																													VW-285	151	
	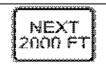	1	24	18	3.00						2											2	X										W16-4		
73.505 NB MED		1	48	48	16.00																													VW-285	151	
	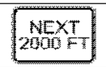	1	24	18	3.00						2											2	X										W16-4		
73.520 NB		1	12	36	3.00						1				X			1															OM-3R		
73.520 NB MED		1	12	36	3.00						1				X			1															OM-3L		
73.680 NB		1	48	48	16.00																												USE FLUORESCENT-YELLOW SHEETING	151	
	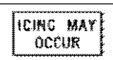	1	42	24	7.00						2											2	X										USE FLUORESCENT-YELLOW SHEETING	151	
73.850 NB		1	48	48	16.00						2											2	X										W8-13		
73.965 NB		1	12	36	3.00						1				X			1															OM-3R		
73.965 NB MED		1	12	36	3.00						1				X			1															OM-3L		
74.000 NB		1	12	36	3.00						1					X		1															D10-2		E-139
74.335 NB MED		1	36	36	9.00						2					X		2															R3-4		
74.421 NB MED		1	36	36	9.00						2					X		2															R3-4		
75.000 NB		1	12	36	3.00						1					X		1															D10-2		E-139
76.000 NB		1	12	36	3.00						1					X		1															D10-2		E-139
76.030 NB MED		1	36	36	9.00						2					X		2															R3-4		
												FT	FT	FT	FT 50.6	FT 129.7	FT		EA.	LB	LB	LB		LB 851.2	LB	LB	LB								
SUBTOTALS SHEET 6					SF 125.00	SF	EA.	SF				FT			FT 180.3					LB			EA. 8	LB 851.2				EA.	EA.	LB				

FINAL POST LENGTHS ARE TO BE DETERMINED IN THE FIELD. POST SIZES ARE COMPUTED BASED ON INFORMATION FURNISHED ON THE STANDARD SHEETS AND THE VTRANS "SIGN POST DESIGN GUIDELINE".

PROJECT NAME: WATERBURY - WINOOSKI
PROJECT NUMBER: IMG SIGN(18)

FILE NAME:	090124 tss main NB.xls	PLOT DATE:	10/27/2009
PROJECT LEADER:	CRB	DRAWN BY:	SRB
DESIGNED BY:	BDB	CHECKED BY:	DAM
TRAFFIC SIGN SUMMARY SHEET # 6		SHEET 64	OF 174