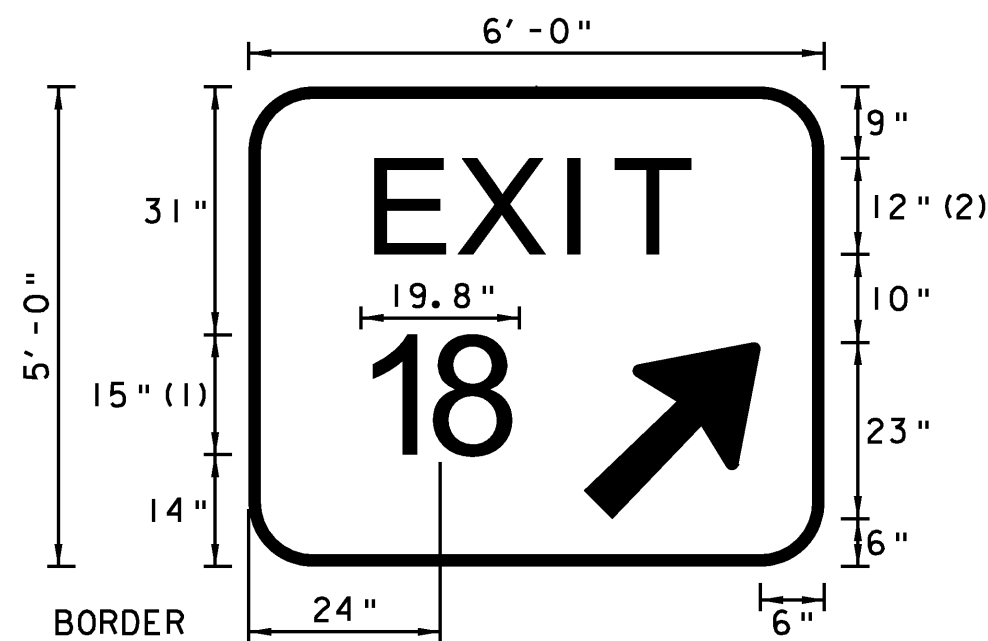
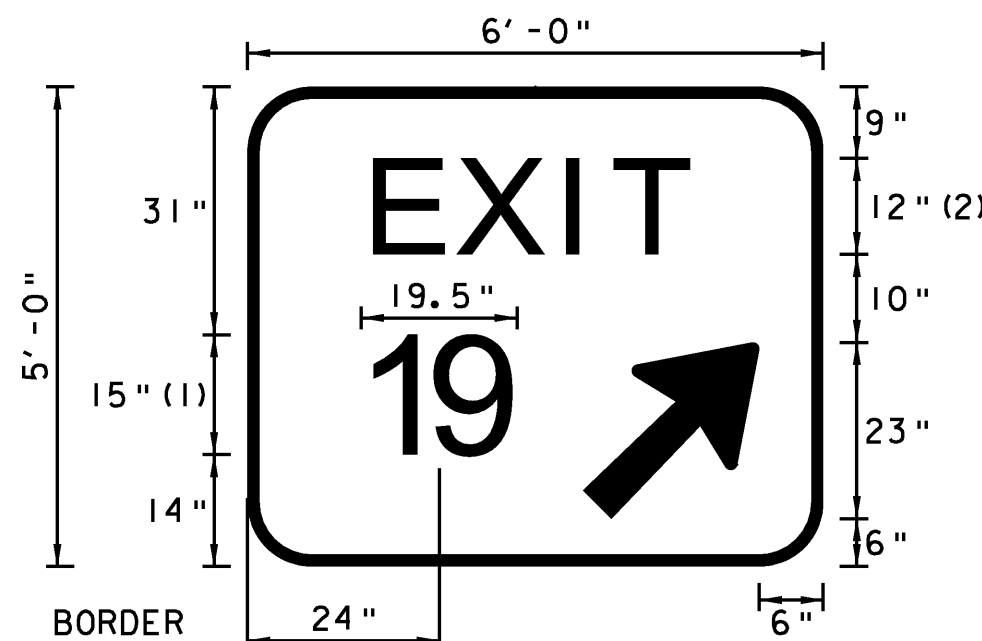


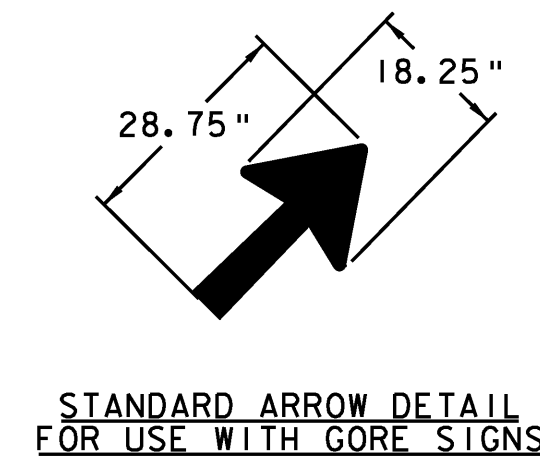
FONT:
 (1) ClearviewHwy-3-W
 (2) ClearviewHwy-5-W
 NORTHBOUND MM 97.980 RT.
 SOUTHBOUND MM 97.990 RT.



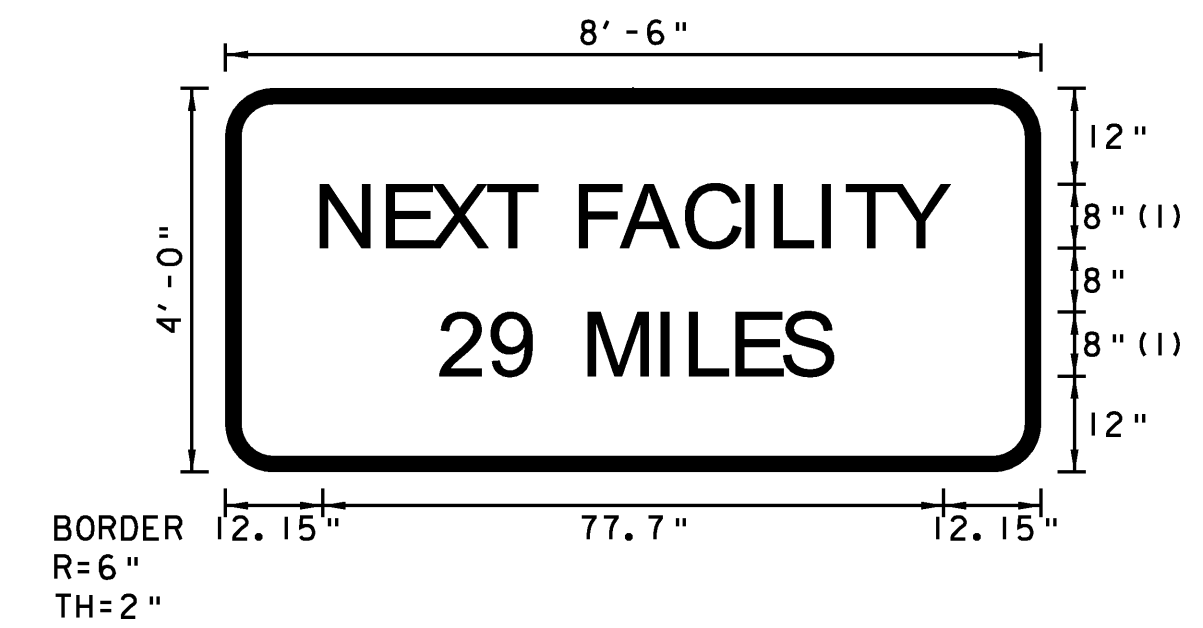
FONT:
 (1) ClearviewHwy-3-W
 (2) ClearviewHwy-5-W
 NORTHBOUND MM 106.341 RT.
 SOUTHBOUND MM 106.780 RT.



FONT:
 (1) ClearviewHwy-3-W
 (2) ClearviewHwy-5-W
 NORTHBOUND MM 113.570 RT.
 SOUTHBOUND MM 113.870 RT.

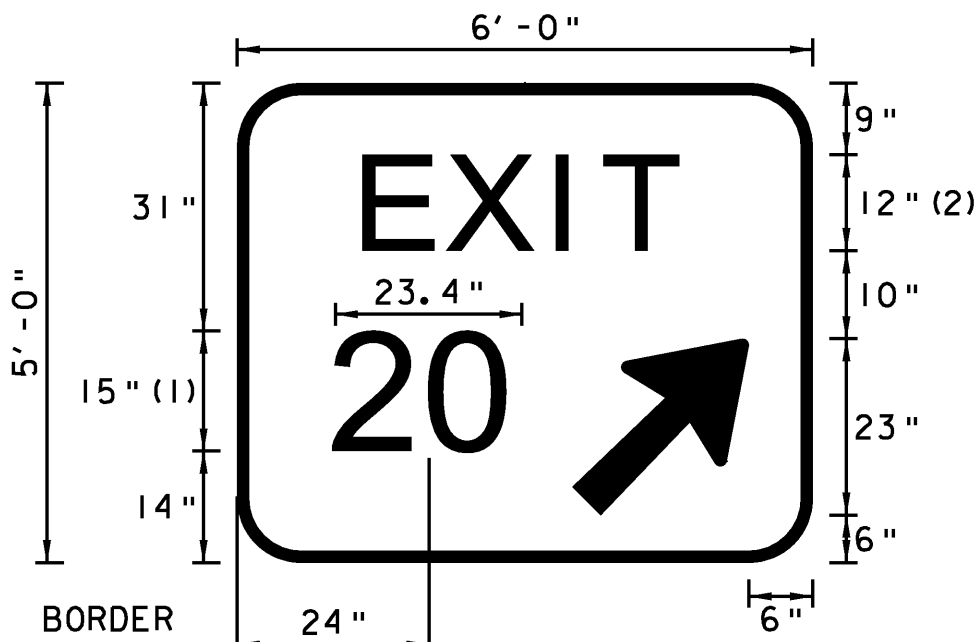


STANDARD ARROW DETAIL
 FOR USE WITH GORE SIGNS

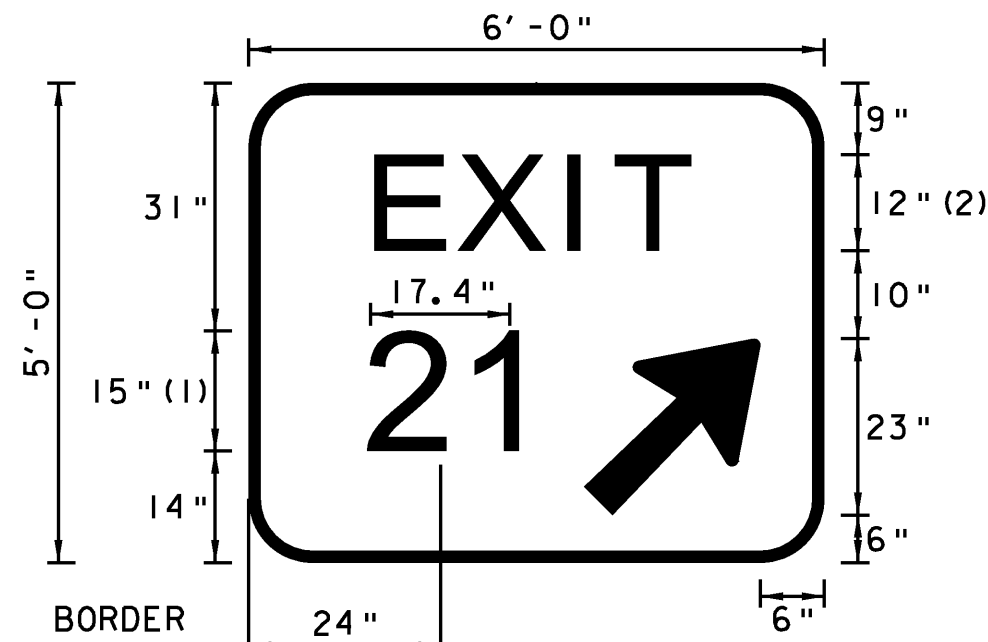


FONT:
 (1) ClearviewHwy-3-W
 SOUTHBOUND MM 111.770 RT.

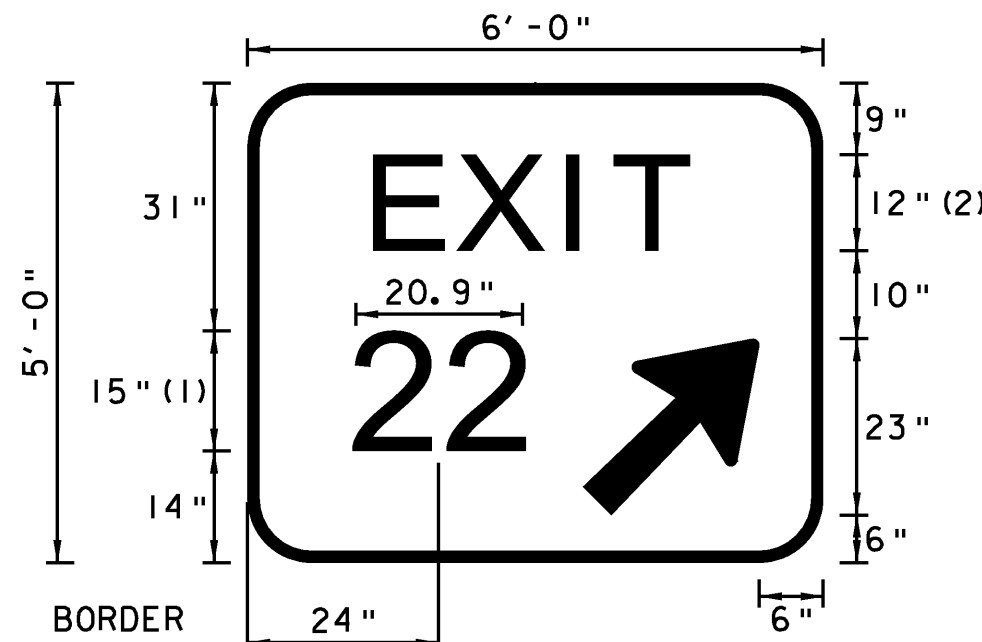
COLORS: THE SIGN SHALL HAVE RETROREFLECTIVE WHITE TEXT AND BORDER (ASTM TYPE 1X) ON A RETROREFLECTIVE BLUE BACKGROUND (ASTM TYPE 111).



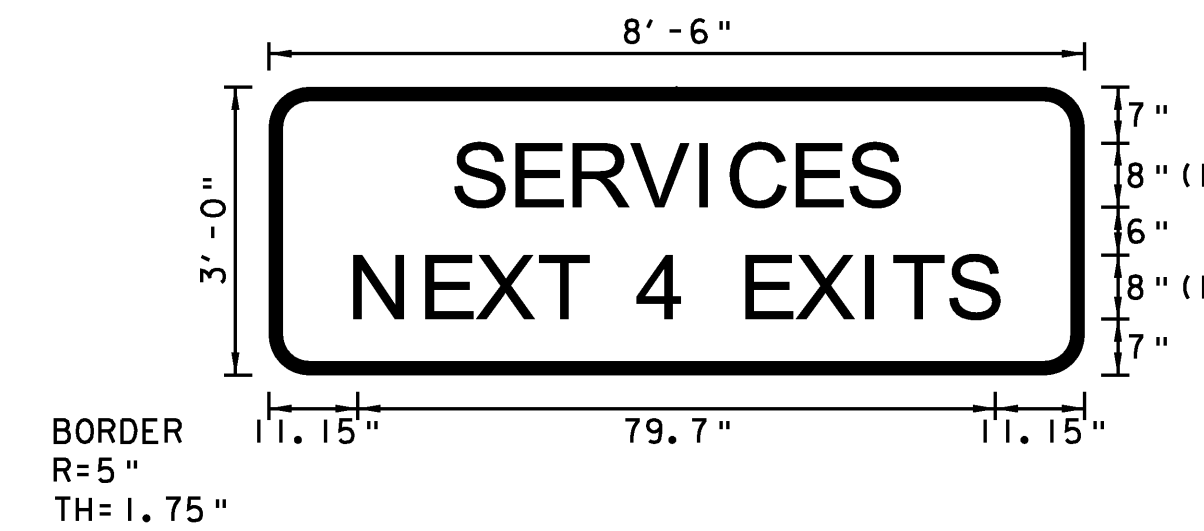
FONT:
 (1) ClearviewHwy-3-W
 (2) ClearviewHwy-5-W
 NORTHBOUND MM 117.530 RT.
 SOUTHBOUND MM 117.720 RT.



FONT:
 (1) ClearviewHwy-3-W
 (2) ClearviewHwy-5-W
 NORTHBOUND MM 123.277 RT.
 SOUTHBOUND MM 123.470 RT.

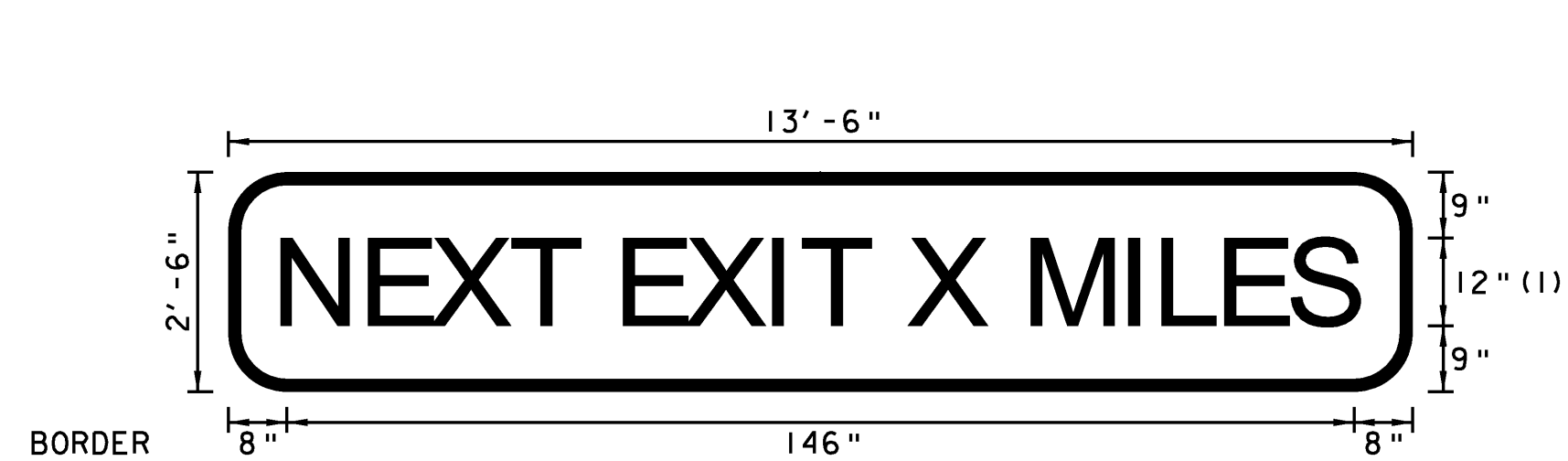


FONT:
 (1) ClearviewHwy-3-W
 (2) ClearviewHwy-5-W
 NORTHBOUND MM 129.689 RT.
 SOUTHBOUND MM 129.780 RT.

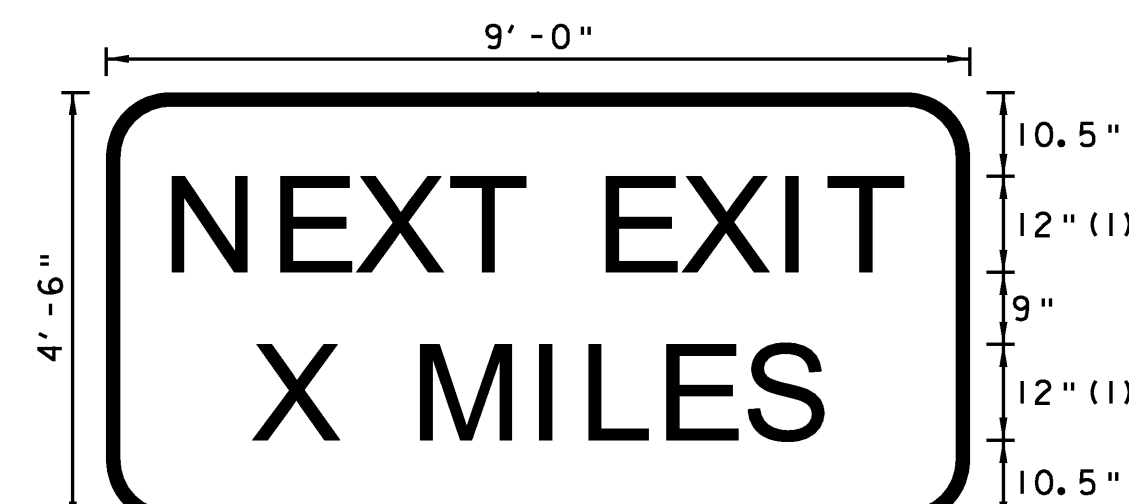


FONT:
 (1) ClearviewHwy-4-W
 SOUTHBOUND MM 92.400 RT.


COLORS: THE SIGN SHALL HAVE RETROREFLECTIVE WHITE TEXT AND BORDER (ASTM TYPE 1X) ON A RETROREFLECTIVE BLUE BACKGROUND (ASTM TYPE 111).



BORDER
 R=8"
 TH=1.75"
 FONT:
 (1) ClearviewHwy-4-W



BORDER
 R=8"
 TH=1.75"
 FONT:
 (1) ClearviewHwy-4-W



BORDER
 R=6"
 TH=2"
 FONT:
 (1) ClearviewHwy-4-W
 NORTHBOUND MM 95.250 RT.
 SOUTHBOUND MM 96.120 RT.

COLORS: THE SIGN SHALL HAVE RETROREFLECTIVE WHITE TEXT AND BORDER (ASTM TYPE 1X) ON A BLACK BACKGROUND.

NOTES:

- TEXT LAYOUT DIMENSIONS ARE BASED ON THE "LETTER & NUMERAL WIDTHS AND SPACE" TABLES FOUND IN THE "STANDARD HIGHWAY SIGNS" BOOK. MINOR VARIATIONS IN THE TEXT DIMENSIONS ARE ACCEPTABLE BASED ON INDIVIDUAL MANUFACTURER'S LETTER FABRICATION. SIGNIFICANT CHANGES WHICH AFFECTS SIGN APPEARANCE SHALL BE BROUGHT TO THE ATTENTION OF VTRANS PRIOR TO FABRICATION.
- ALL SIGNS SHALL HAVE A RETROREFLECTIVE WHITE TEXT, SYMBOL AND BORDER (ASTM TYPE 1X) ON A RETROREFLECTIVE GREEN OR BLUE BACKGROUND, (ASTM TYPE 111) AS NOTED.
- VERMONT STATE ROUTE MARKERS SHALL HAVE GREEN LEGEND AND BORDER WITH A WHITE BACKGROUND.

**TYPE B
 SIGN
 DETAIL
 SHEET 15**

PROJECT NAME: COLCHESTER-HIGHGATE
 PROJECT NUMBER: IMG SIGN (17)

FILE NAME: 09A016.DGN
 PROJECT LEADER: EPD
 DESIGNED BY: RHB
 PLOT FILE: 09A016TYPEB15.I
 PLOT DATE: 8/21/2009
 DRAWN BY: BMB
 CHECKED BY: EPD
 SHEET 40 OF 221