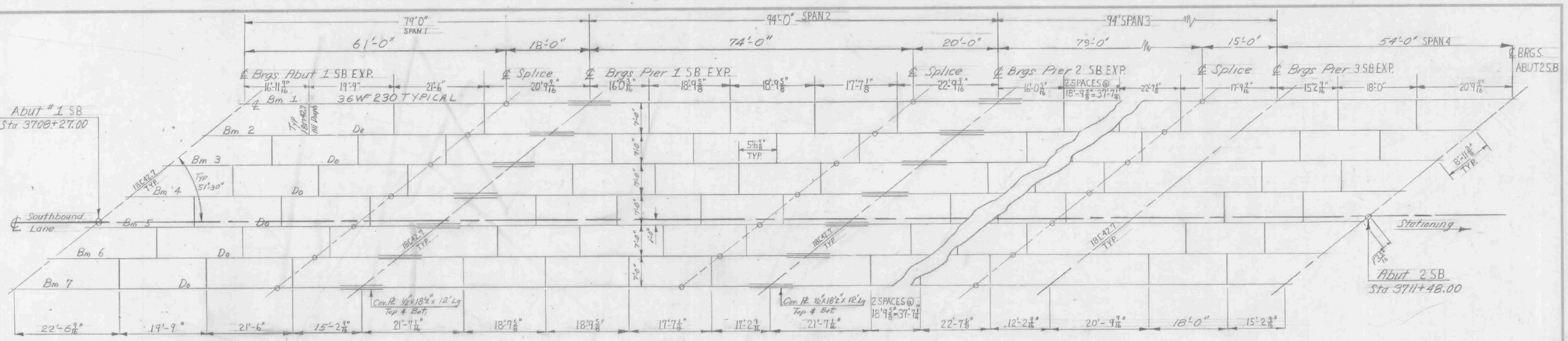

Southbound Framing Plan

Scale 3/32" = 1'-0"

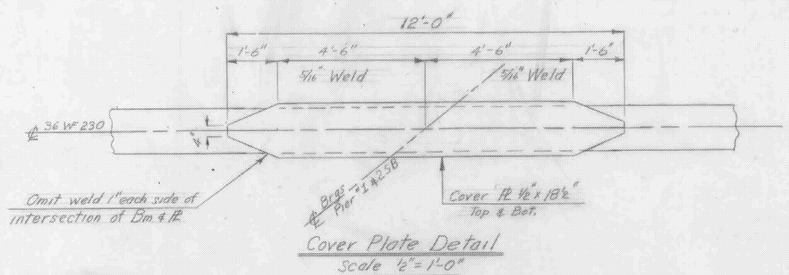

Cover Plate Detail

Scale 1/2" = 1'-0"

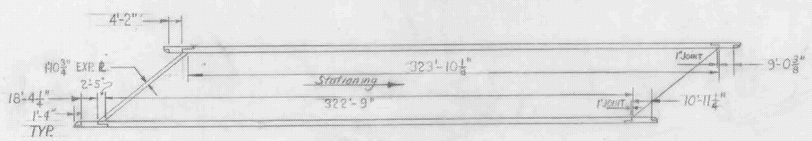

Curb Plan

Scale 1" = 40'

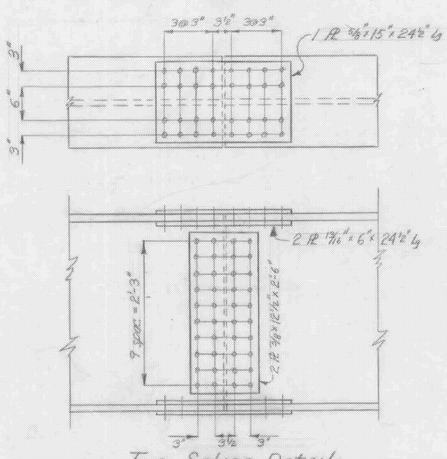

Typ. Splice Detail

Scale 1" = 1'-0

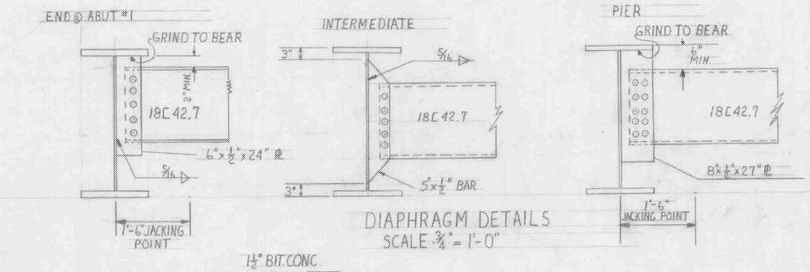

DIAPHRAGM DETAILS

SCALE 3/4" = 1'-0"

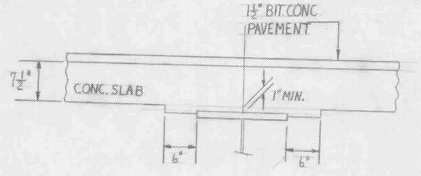

DETAIL OF BEAM HAUNCH

SCALE 1" = 1'-0"

Stage ■ & II Construction

NOTES

1. FOR GENERAL NOTES SEE STD. SH. SCB-DI-62
2. FOR SUPERSTRUCTURE DETAILS SEE STD. SH. SCB-42-62.
3. * Indicates Roadway Items.
4. For additional notes see sh. BR-208.

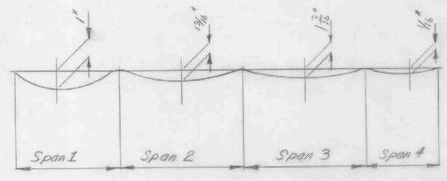

DL. Deflection Diagram

Not to Scale

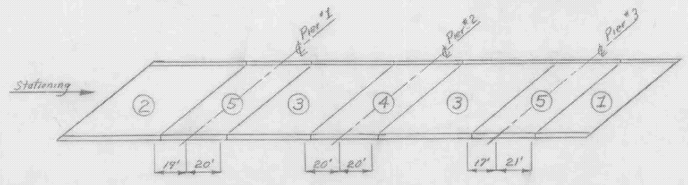

Pouring Schedule

Scale 1" = 40'

EST. SUPERSTRUCTURE QUANTITIES - SOUTHBOUND

	ITEM NO.	ITEM	UNIT			TOTAL	FINAL
		CHAN. EXCAV. OF EARTH	C.Y.				
		CHAN. EXCAV. OF ROCK	C.Y.				
		UNCLASS. CHAN. EXCAV.	C.Y.				
		STRUCT. EXCAV.	C.Y.				
	401-AA	CONC. CLASS AA (MOD.)	C.Y.			~~475~~	454
		CONC. CLASS B (MOD.)	C.Y.				
	402	REINF. STEEL	LBS.			~~110,365~~	111,109
		ASPHALTIC-ASB. COATING	S.Y.				
		TREATED TIMBER PILING	L.F.				
		SPLICES FOR STEEL PILING	EA.				
*	372-A	Joint Sealer - Hot Poured	L.F.			102	
	372-C	Joint Sealer - Preformed	L.F.			119	
	404-A	Structural Steel	LB			~~573,062~~	606,716
*	318	TAR EMULSION FOR BRIDGE FLOORS	GAL			604	
*	361-B	BIT. CONC. PAVEMENT MOD. (DENSE GRADED) TOP	TON			129	
	556-C	GRANITE BRIDGE CURB (MOD.)	L.F.			647 ✓	647
	572	BRIDGE RAILING	L.F.			~~705~~	701

STATE OF VERMONT
DEPARTMENT OF HIGHWAYS

TOWN OF HARTFORD
ROUTE NO. I-91 LOG STA.
I-91 over I-89
Southbound - Superstructure
SCALE as noted
SURVEYED BY
DRAWN BY C.F.H. CHECKED BY A.J.C.
PROJECT NO. I-91-1(25)C91
SHEET 102 OF 265

BR 207

HARTFORD-SHARON
IM MEMB(15)

SHEET 26 OF 47
BRIDGE 42N&S
FOR REFERENCE ONLY