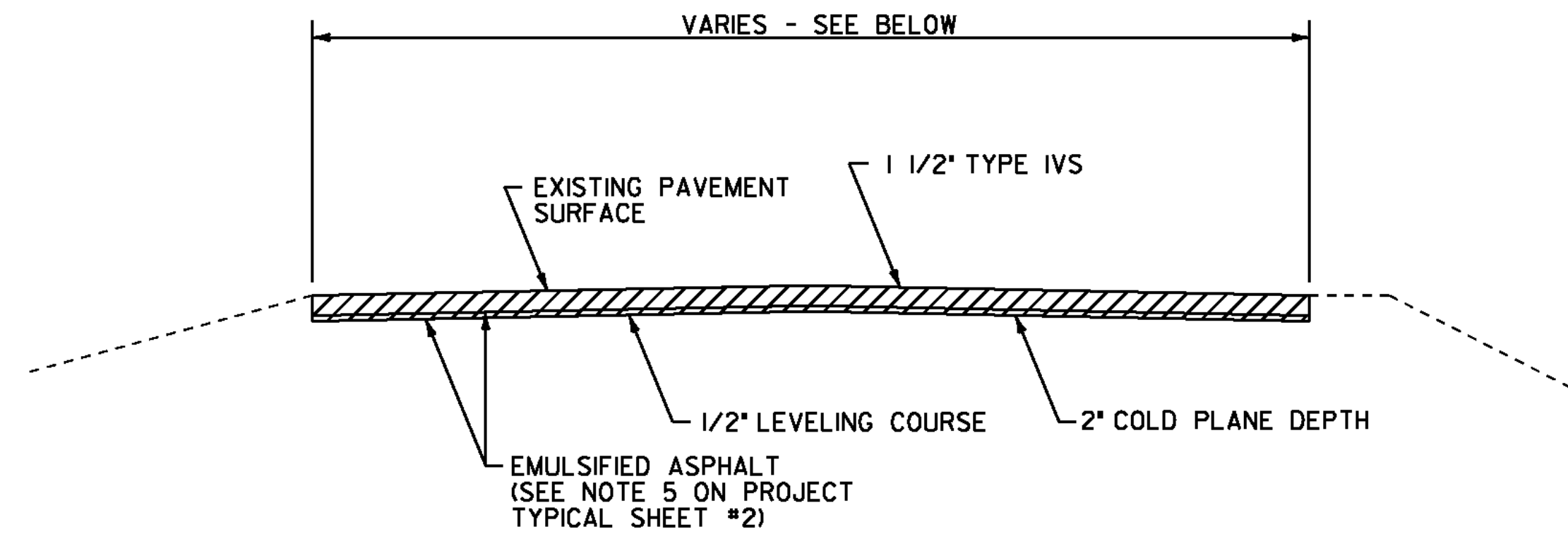


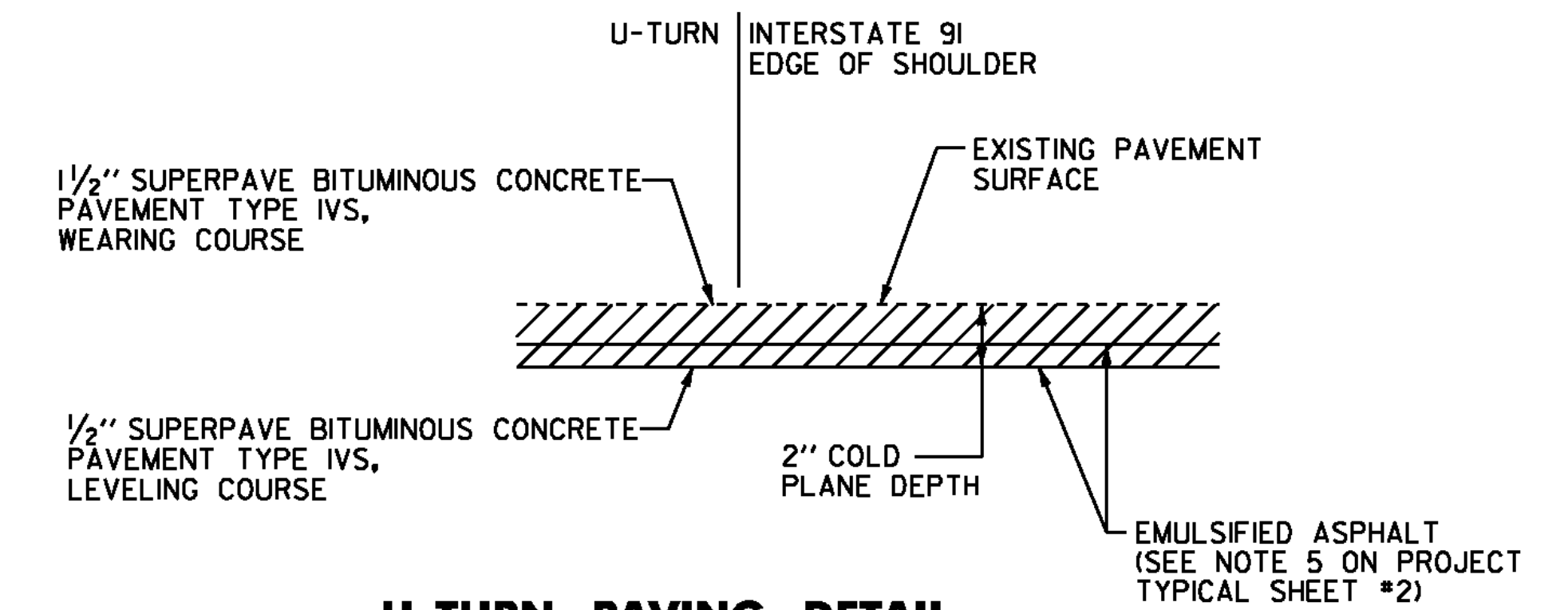
U-TURN DETAIL

NB MM 156.489 (34' WIDE X 43' LONG)
 NB MM 158.802 (30' WIDE X 210' LONG)
 NB MM 161.130 (30' WIDE X 163' LONG)
 NB MM 161.857 (30' WIDE X 54' LONG)



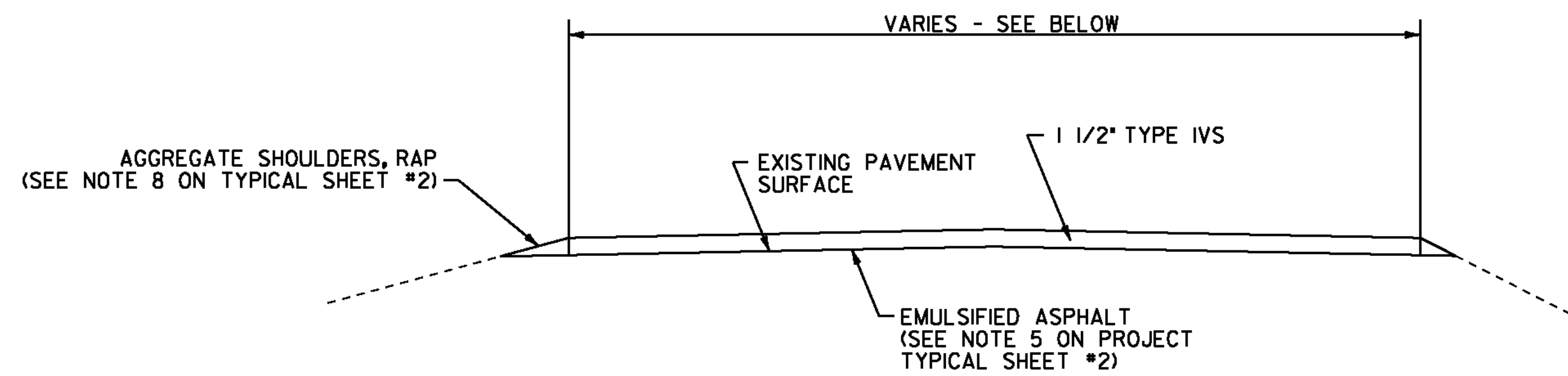
COLD PLANE U-TURN TYPICAL SECTION

NB MM 156.489 (34' WIDE X 43' LONG)



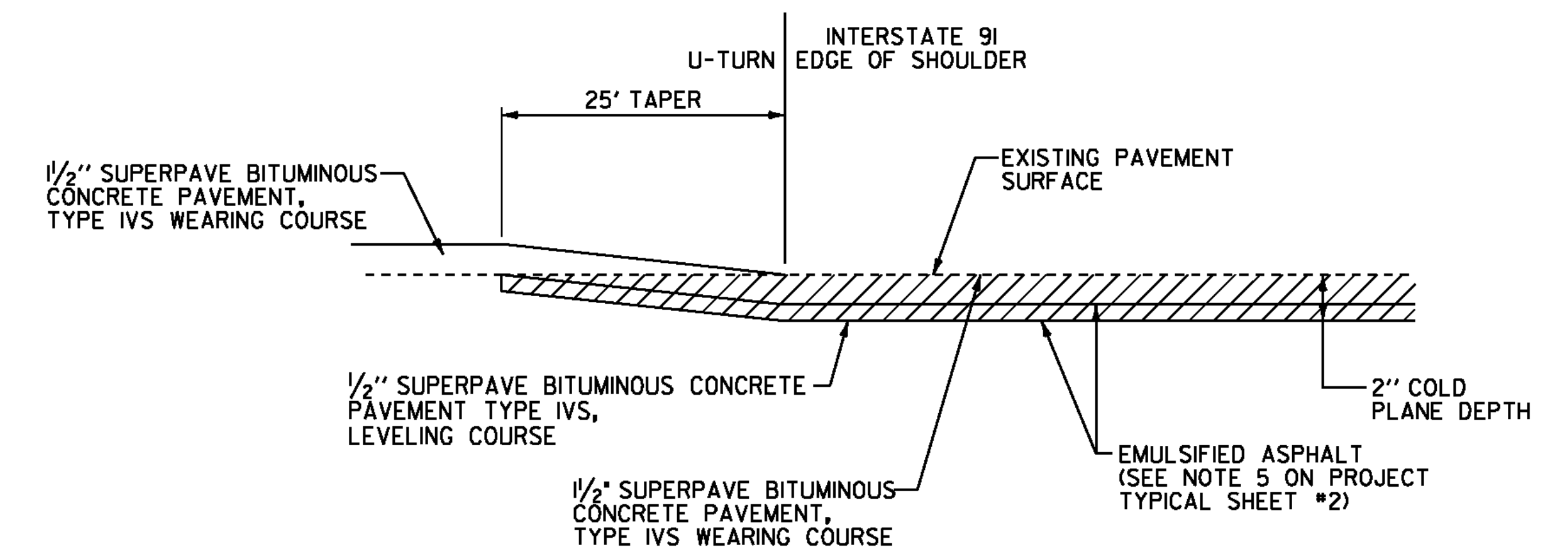
U-TURN PAVING DETAIL

U-TURN LENGTH LESS THAN 50 FEET
 NB MM 156.489 (34' WIDE X 43' LONG)



OVERLAY U-TURN TYPICAL SECTION

NB MM 158.802 (30' WIDE X 210' LONG)
 NB MM 161.130 (30' WIDE X 163' LONG)
 NB MM 161.857 (30' WIDE X 54' LONG)



U-TURN PAVING TRANSITION DETAIL

U-TURN LENGTH GREATER THAN 50 FEET
 NB MM 158.802 (30' WIDE X 210' LONG)
 NB MM 161.130 (30' WIDE X 163' LONG)
 NB MM 161.857 (30' WIDE X 54' LONG)

NOT TO SCALE

**U-TURN
 DETAIL
 SHEET**



PROJECT NAME: BARTON-IRASBURG
 PROJECT NUMBER: IM 091-3(48)

FILE NAME: p07a286.dgn
 PROJECT LEADER: JLL
 DESIGNED BY: STANTEC
 IPARM FILE: p07a286utds.i

PLOT DATE: 06-JUL-2011
 DRAWN BY: STANTEC
 CHECKED BY: STANTEC
 SHEET 4 OF 40