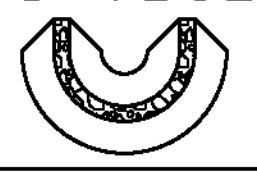


SYMBOL  
  
 NOT TO SCALE

**CONSTRUCTION SPECIFICATIONS**

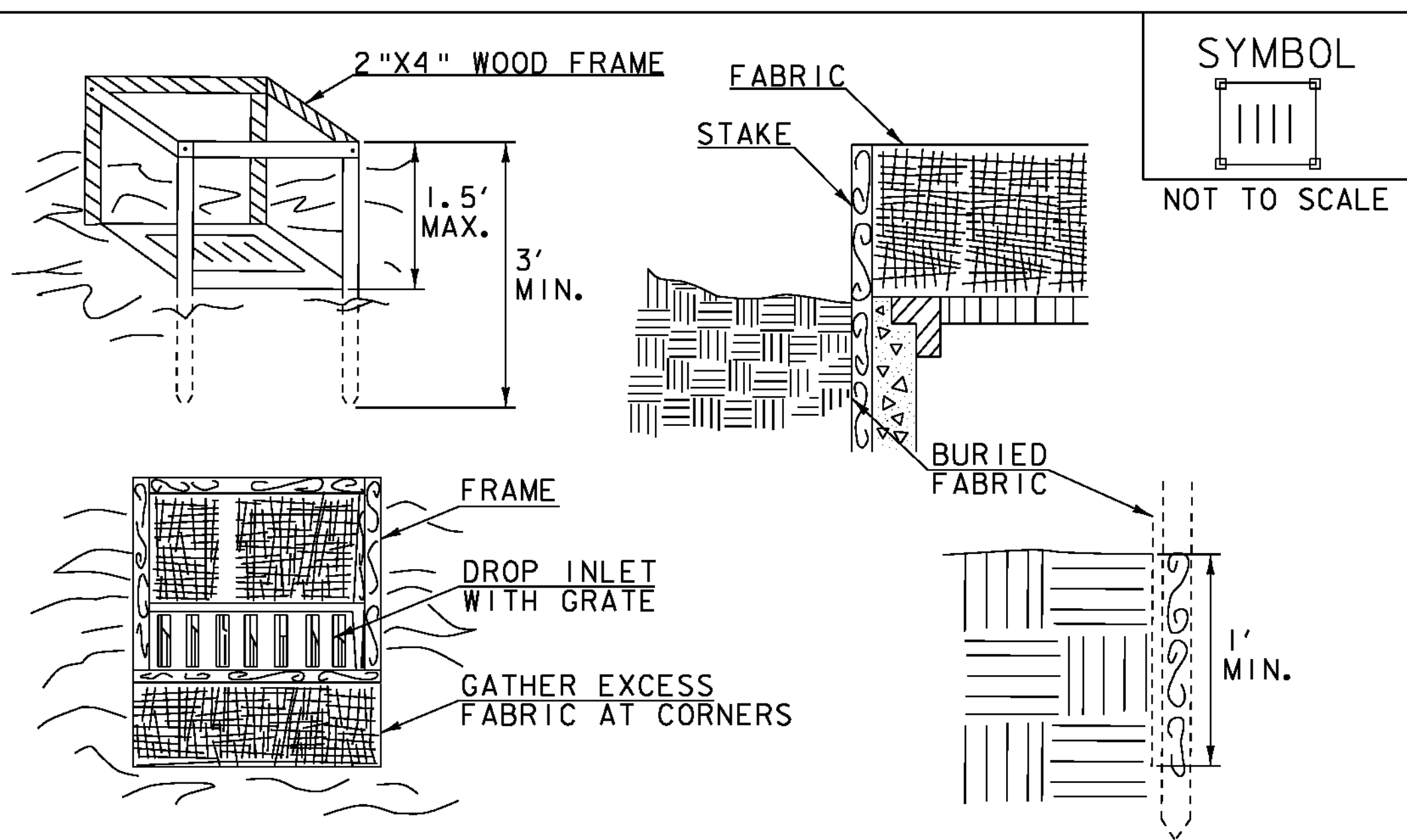
1. USE 2" TO 3" STONE. FILTERING STONE SHALL BE 3/4".
2. PLACE STONE OVER GEOTEXTILE.
3. ONCE THE AREAS UPSTREAM FROM THE CHECK DAM ARE STABILIZED WITH VEGETATION, THE SEDIMENT TRAPPED BEHIND THE DAM SHALL BE DISPOSED OF IN AN APPROVED WASTE AREA.
4. THE CHECK DAM(S) SHALL BE FLATTENED AND GRADED IN A MANNER WHICH PROTECTS THE AREA FROM EROSION AND CHANNEL BLOCKAGE. (GEOTEXTILE MUST BE REMOVED).
5. THE GEOTEXTILE MUST BE DISPOSED OF APPROPRIATELY.
6. THE AREA CONTRIBUTING TO THE CHECK DAM SHALL NOT EXCEED 4 ACRES.

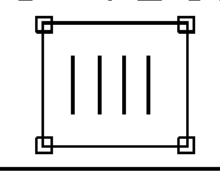
ADAPTED FROM DETAILS PROVIDED BY: ILLINOIS USDA-NRCS  
 ORIGINALLY DEVELOPED BY USDA-NRCS

**PIPE INLET PROTECTION**

THIS WORK SHALL BE PERFORMED IN ACCORDANCE WITH SECTION 653 FOR INLET PROTECTION DEVICE, TYPE I (PAY ITEM 653.40).

REVISIONS		
MARCH 6, 2008	WHF	
JANUARY 13, 2009	WHF	



SYMBOL  
  
 NOT TO SCALE

**CONSTRUCTION SPECIFICATIONS**

1. FILTER FABRIC SHALL HAVE AN APPARENT OPENING SIZE OF 40-85. BURLAP MAY BE USED FOR SHORT TERM APPLICATIONS.
2. CUT FABRIC FROM A CONTINUOUS ROLL TO ELIMINATE JOINTS. IF JOINTS ARE NEEDED THEY WILL BE OVERLAPPED TO THE NEXT STAKE.
3. STAKE MATERIALS WILL BE STANDARD 2" x 4" WOOD OR EQUIVALENT METAL WITH A MINIMUM LENGTH OF 3'.
4. SPACE STAKES EVENLY AROUND INLET 3' APART AND DRIVE A MINIMUM 18" DEEP. SPANS GREATER THAN 3' MAY BE BRIDGED WITH THE USE OF WIRE MESH BEHIND THE FILTER FABRIC FOR SUPPORT.
5. FABRIC SHALL BE EMBEDDED 1' MINIMUM BELOW GROUND AND BACKFILLED. IT SHALL BE SECURELY FASTENED TO THE STAKES AND FRAME.
6. A 2" x 4" WOOD FRAME SHALL BE COMPLETED AROUND THE CREST OF THE FABRIC FOR OVER FLOW STABILITY.
7. MAXIMUM DRAINAGE AREA 1 ACRE

ADAPTED FROM DETAILS PROVIDED BY: NEW YORK STATE DEC  
 ORIGINALLY DEVELOPED BY USDA-NRCS  
 VERMONT DEPARTMENT OF ENVIRONMENTAL CONSERVATION

**FILTER FABRIC DROP INLET PROTECTION**

NOTES:  
 REFER TO "THE VERMONT STANDARDS & SPECIFICATIONS FOR EROSION PREVENTION & SEDIMENT CONTROL -2006-" FROM THE VT AGENCY OF NATURAL RESOURCES FOR ADDITIONAL GUIDANCE.

THIS WORK SHALL BE PERFORMED IN ACCORDANCE WITH SECTION 653 FOR INLET PROTECTION DEVICE, TYPE I (PAY ITEM 653.40).

REVISIONS		
MARCH 7, 2008	WHF	
JANUARY 13, 2009	WHF	

PROJECT NAME: BERLIN - MONTPELIER  
 PROJECT NUMBER: IM 089-1(53)

FILE NAME: 07A150/DESIGN/D07A150ENV.DGN PLOT DATE: 19-OCT-2011  
 PROJECT LEADER: K. ROBIE DRAWN BY: I. SHEA  
 DESIGNED BY: P. PELOQUIN CHECKED BY: S. MENARD  
 EPSC DETAIL SHEET 1 SHEET 23 OF 29