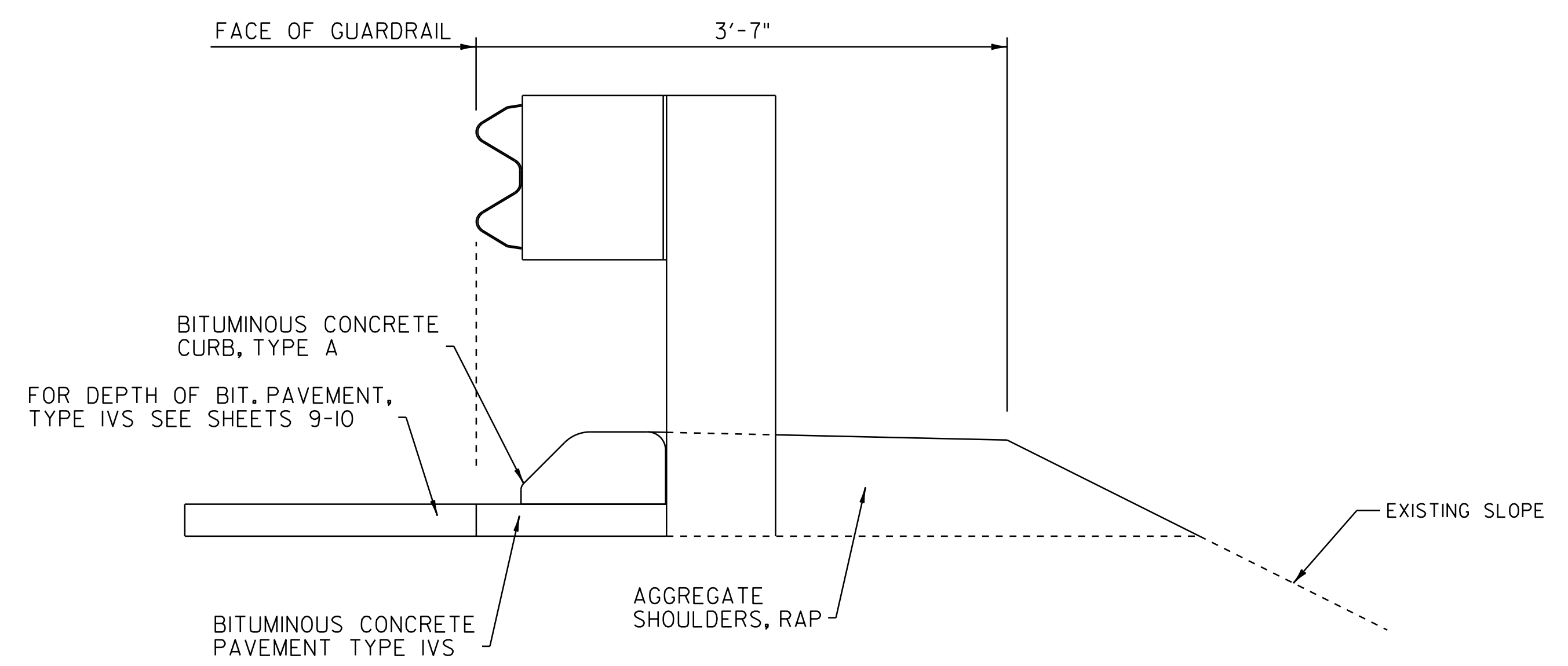


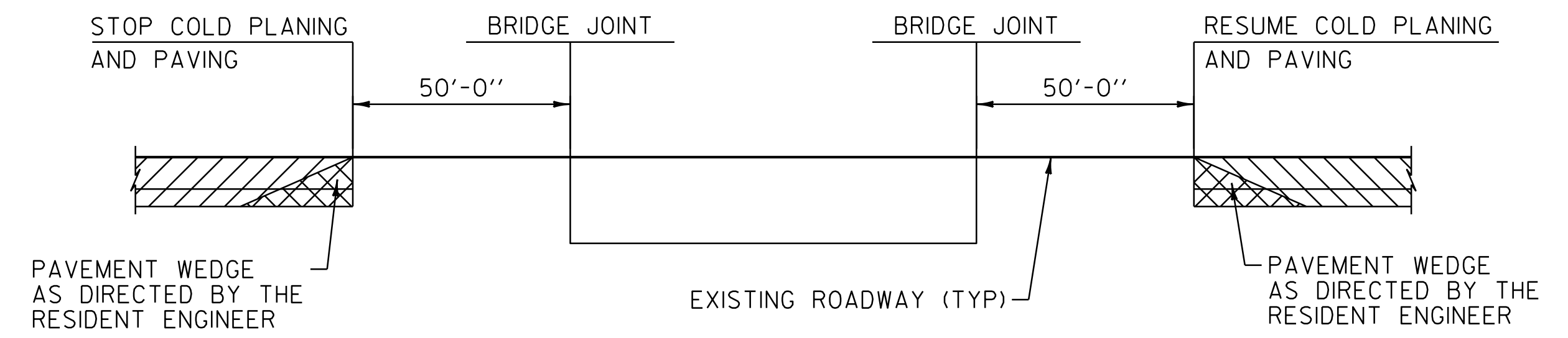
BRIDGE APPROACH & COLD PLANE DETAIL

LOCATION

HARTFORD:	BRIDGE 40N	MM 66.298
	BRIDGE 40N	MM 66.365
	BRIDGE 43N	MM 70.174
	BRIDGE 43N	MM 70.218
	BRIDGE 45N	MM 71.965
	BRIDGE 45N	MM 71.998
	BRIDGE 45S	MM 72.031
	BRIDGE 45S	MM 72.064
	BRIDGE 47N	MM 73.065
	BRIDGE 47N	MM 73.106
	BRIDGE 47S	MM 73.142
	BRIDGE 47S	MM 73.182
NORWICH:	BRIDGE 49S	MM 75.836
	BRIDGE 49S	MM 75.861
	BRIDGE 48S	MM 74.836
	BRIDGE 48S	MM 74.884

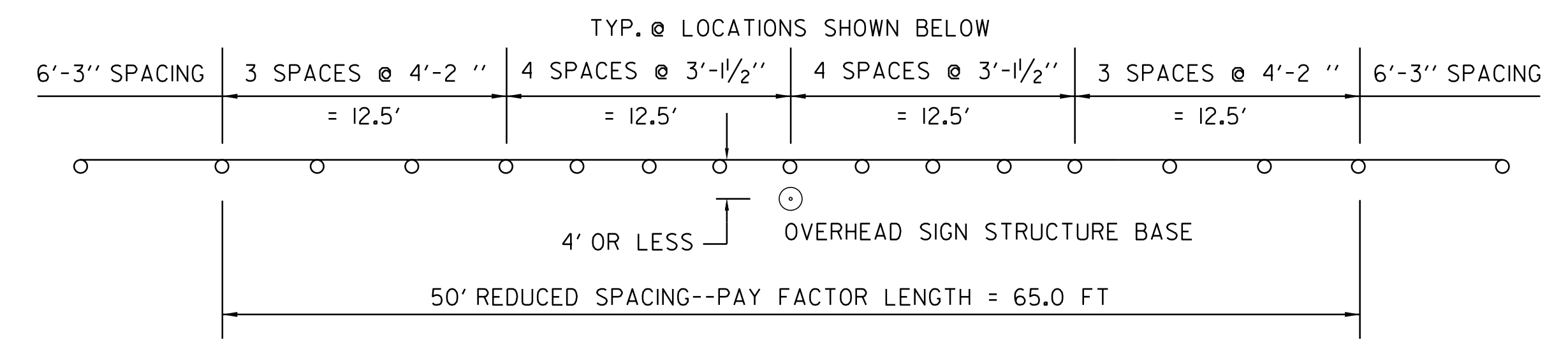


BITUMINOUS CONCRETE CURB, TYPE A DETAIL



BRIDGE NO.	STOP COLD PLANING AND PAVING	BRIDGE JOINT	BRIDGE JOINT	RESUME COLD PLANING AND PAVING
BR 41 NB	MM 69.628	MM 69.637	MM 69.670	MM 69.679
BR 41 SB	MM 69.679	MM 69.688	MM 69.723	MM 69.732
BR 41 C (EXIT 10 RAMP C)	MM C 0.480	MM C 0.490	MM C 0.539	MM C 0.548
BR 42 NB	MM 69.727	MM 69.736	MM 69.804	MM 69.813
BR 42 SB	MM 69.810	MM 69.819	MM 69.886	MM 69.895
BR 43 SB	MM 70.197	MM 70.206	MM 70.249	MM 70.258
BR 45 SB	MM 72.064			MM 72.031
BR 44 NB	MM 70.816	MM 70.825	MM 71.045	MM 71.054
BR 44 SB	MM 70.864	MM 70.873	MM 71.102	MM 71.111
BR 45 NB	MM 71.981			MM 72.012
BR 48 SB	MM 74.831	MM 74.840	MM 74.887	MM 74.896

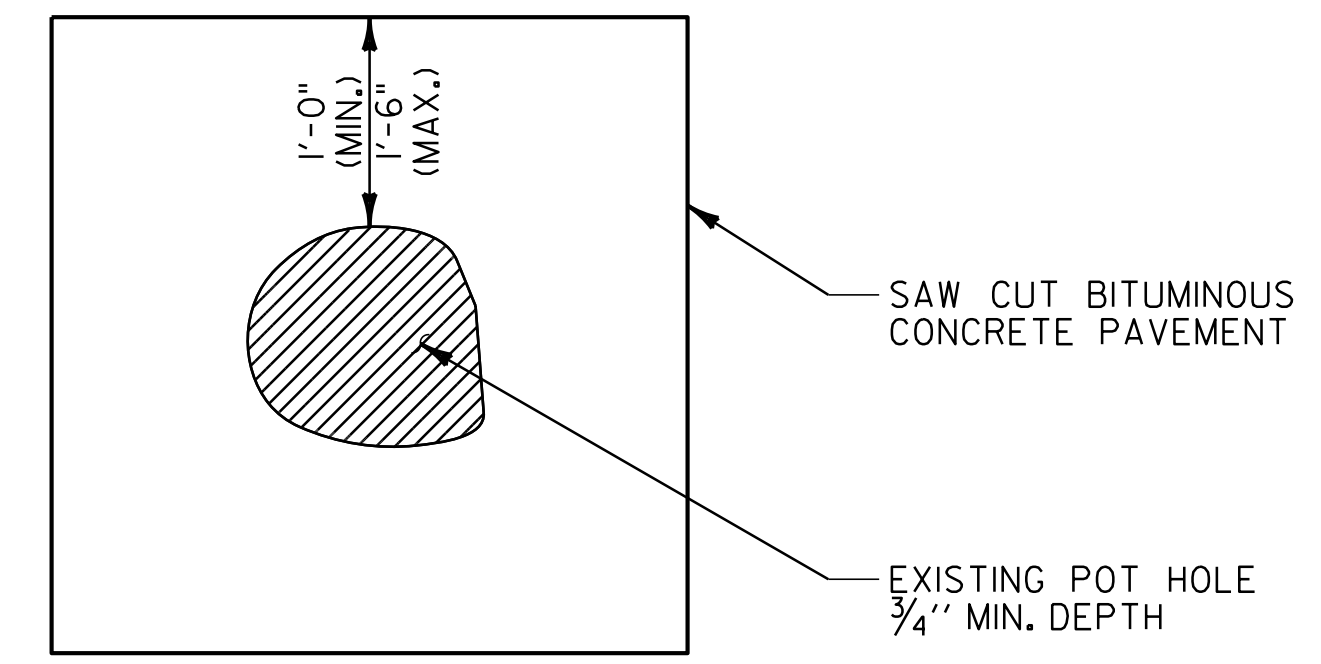
BRIDGE APPROACH STOP /RESUME WORK DETAIL



GUARDRAIL DETAIL

OBJECTS WITHIN 4.0 FT OF GUARDRAIL LOCATION

HARTFORD
NB 69.721 LT (OVERHEAD SIGN STRUCTURE)



TYPICAL POT HOLE REPAIR

NOT TO SCALE

PROJECT TYPICAL SHEET 4

PROJECT NAME:	HARTLAND-NORWICH	FILE NAME:	/pave/06a202/p06a202.dgn	PLOT DATE:	19-JUN-2013 09:29
PROJECT NUMBER:	IM 091-1(59)	PROJECT LEADER:	PTS	DRAWN BY:	WWG
		DESIGNED BY:	NLL	CHECKED BY:	PTS
		IPARM FILE NAME:	06A202_I2	SHEET	12 OF 60