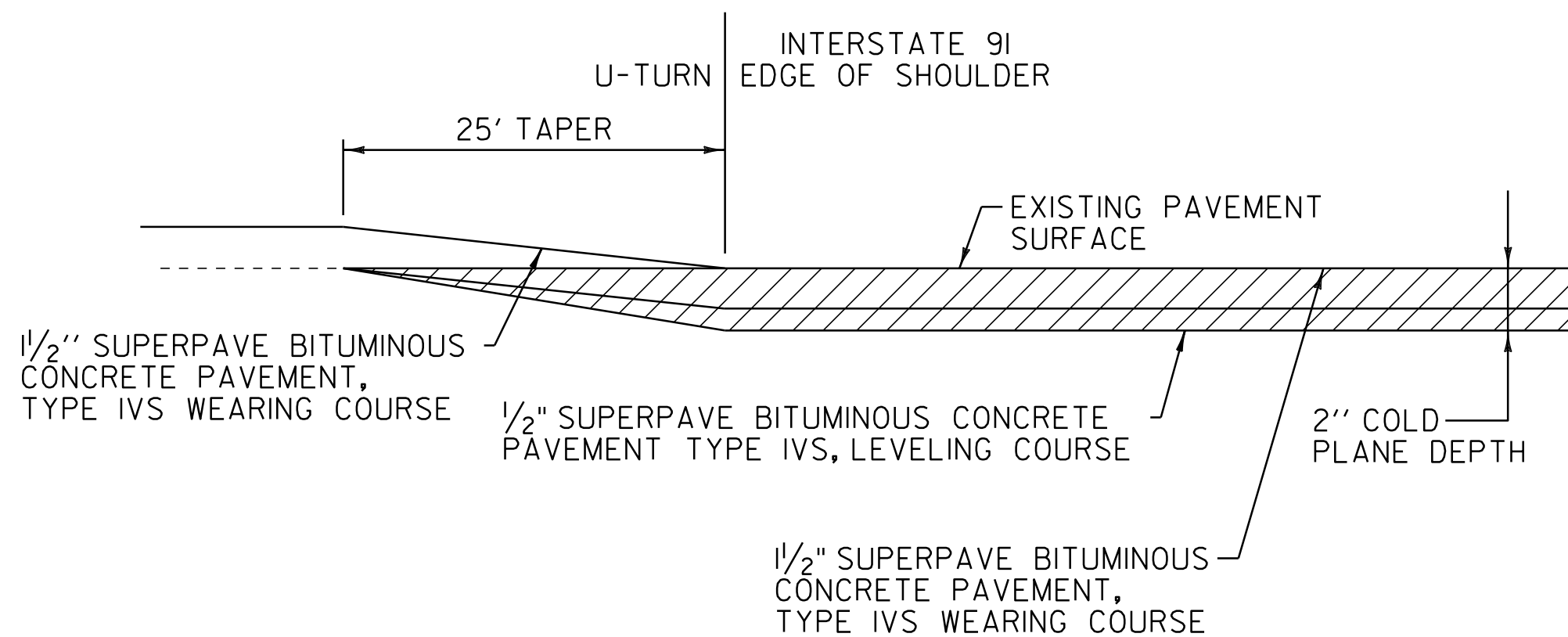


U-TURN PAVING DETAIL

U-TURN LENGTHS LESS THAN 50 FT

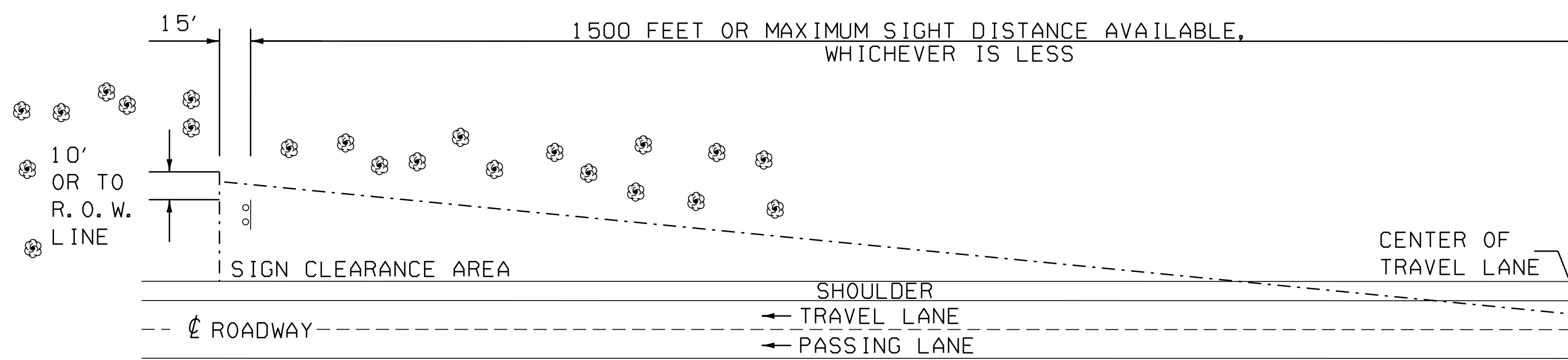
- MM 66.802 (42' X 27')
- MM 70.072 (43' X 37')
- MM 70.500 (43' X 31')
- MM 71.230 (37' X 31')
- MM 72.281 (41' X 82')
- MM 74.497 (31' X 86')
- MM 75.243 (48' X 83')
- MM 76.129 (42' X 81')



U-TURN PAVING TRANSITION DETAIL

U-TURN LENGTHS GREATER THAN 50 FT

- MM 69.085 (200' X 28')
- MM 69.500 (68' X 27') ONLY COLD PLANING SB SIDE (7' WIDE)



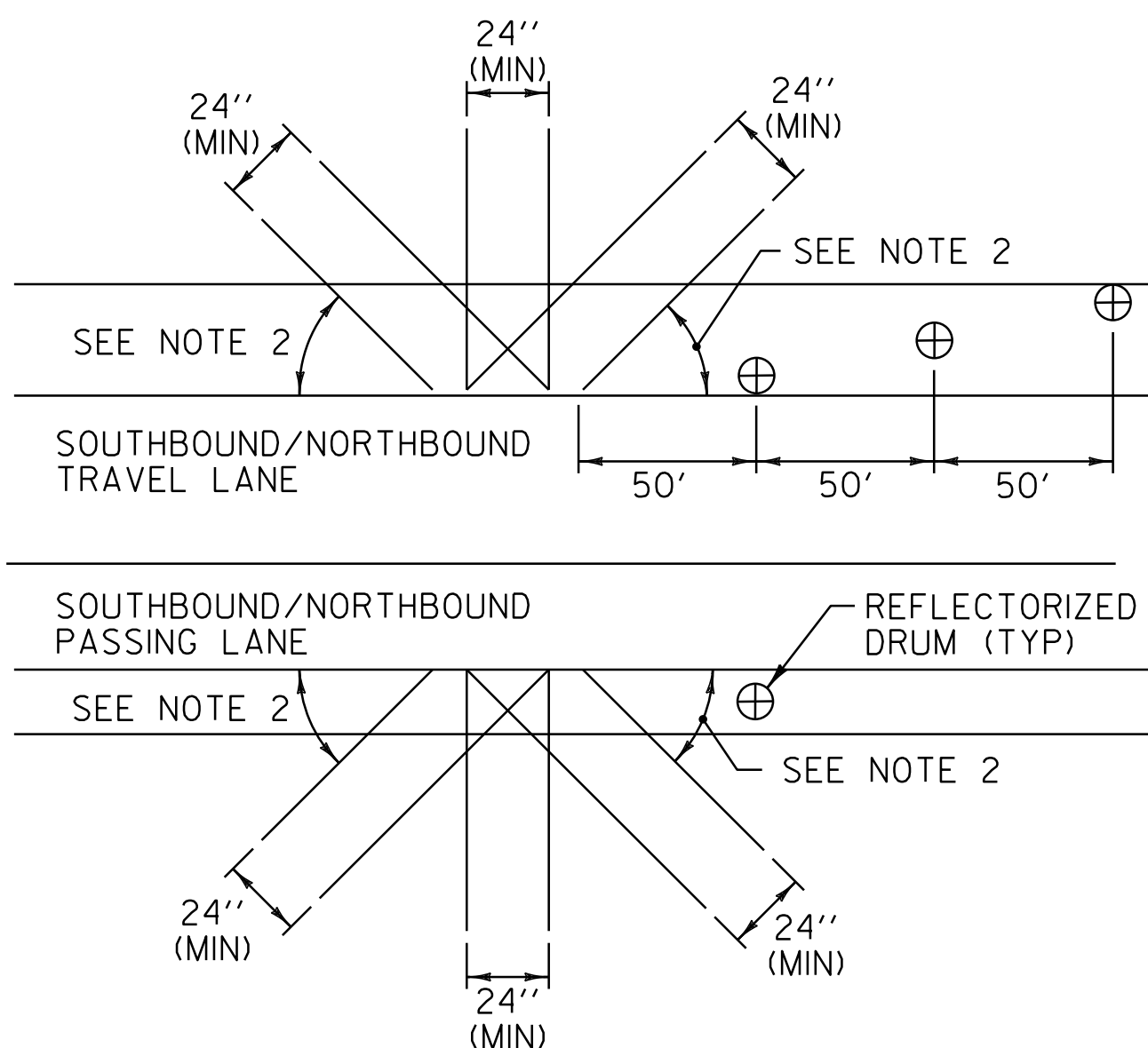
NOTE

THE CONTRACTOR SHALL REMOVE ALL WOODY STEMMED GROWTH INCLUDING BRUSH, SAPLINGS AND TREE LIMBS GROWING WITHIN OR PROJECTING INTO THE CLEARANCE AREA AND DOWN TO GROUND LEVEL OR AT LEAST 10'-0" BELOW THE BOTTOM OF THE SIGN, WHICHEVER IS LESS. PAYMENT WILL BE ITEM 201.31. THINNING AND TRIMMING FOR SIGNS AND PAID PER EACH SIGN ASSEMBLY LOCATION.

THINNING AND TRIMMING FOR SIGNS DETAIL

LOCATION

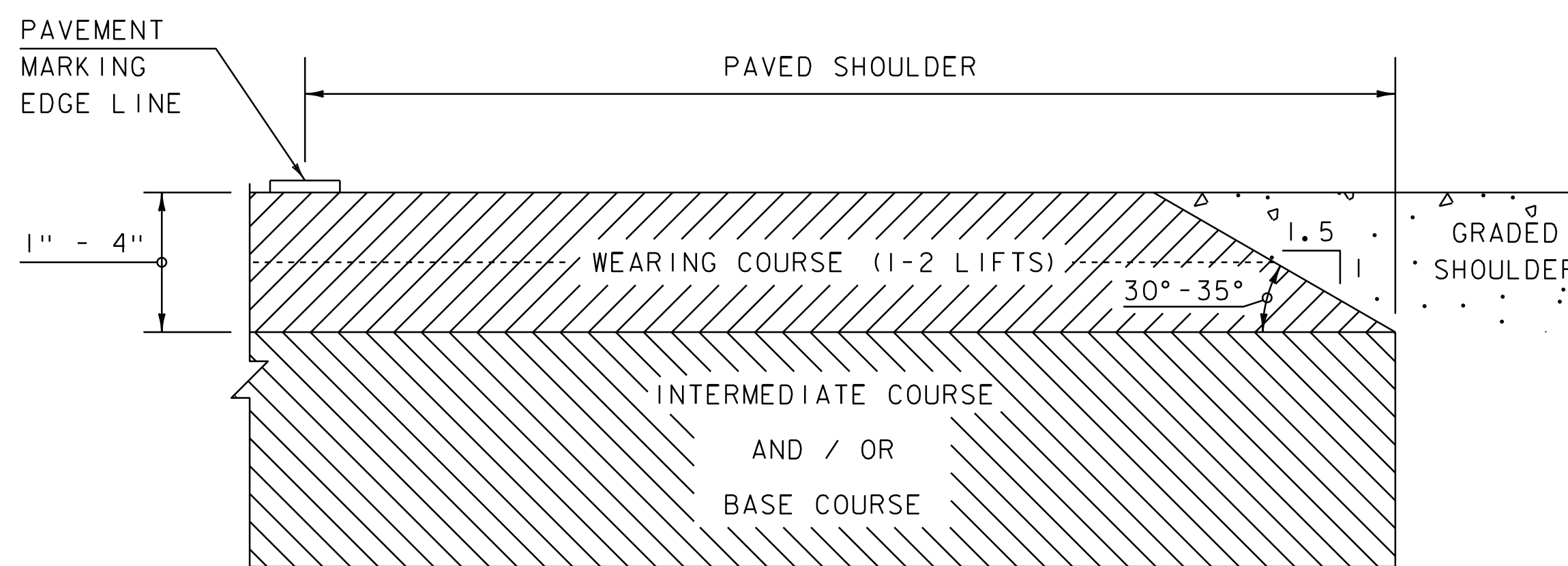
NORTHBOUND	SOUTHBOUND
MM 69.080 RT	MM 72.399 LT
MM 72.715 RT	MM 72.874 LT
MM 68.720 RT	MM 73.395 LT
	MM 75.703 LT



BLEEDER DETAIL

NOTES

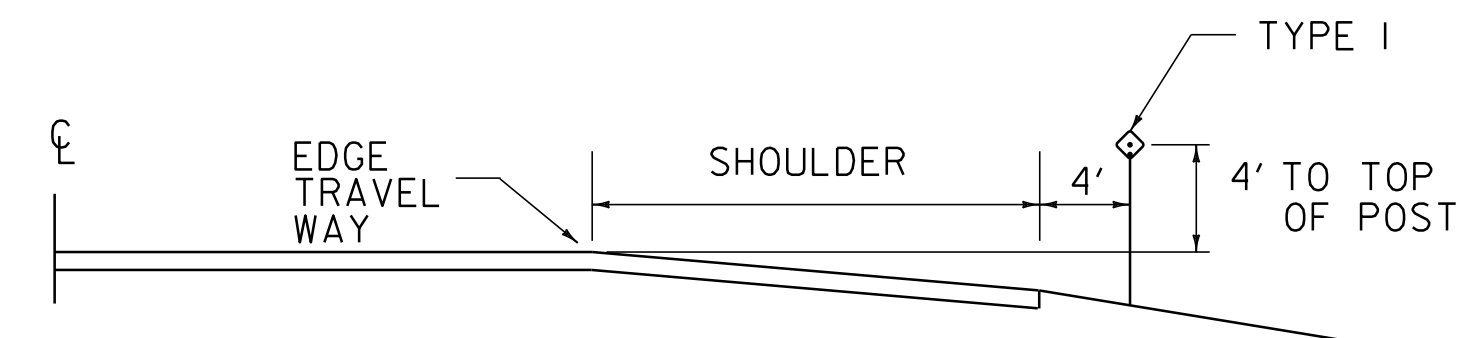
1. BLEEDERS ARE TO BE CUT WHILE COLD PLANING AT LOCATIONS SPECIFIED BY THE RESIDENT ENGINEER.
2. ANGLE BLEEDERS TO BEST ACCEPT WATER FLOW.
3. CUT ALL BLEEDERS TO THE DEPTH OF COLD PLANING AND GRADE TO DRAIN. PAYMENT INCIDENTAL TO ITEM 210.10.
4. BLEEDERS ARE TO BE FILLED DURING PAVING WITH ITEM 490.30 OR AS DIRECTED BY THE RESIDENT ENGINEER.
5. REFLECTORIZED DRUMS MUST BE PLACED AS SHOWN TO WARN MOTORISTS OF THE GAP IN THE SHOULDER. PAYMENT SHALL BE INCIDENTAL TO ITEM 641.10 TRAFFIC CONTROL AS DIRECTED BY THE RESIDENT ENGINEER.
6. BLEEDERS SHALL NOT BE REQUIRED IF THE COLD PLANED AREAS ARE PAVED BACK THE SAME DAY AS DIRECTED BY THE RESIDENT ENGINEER.



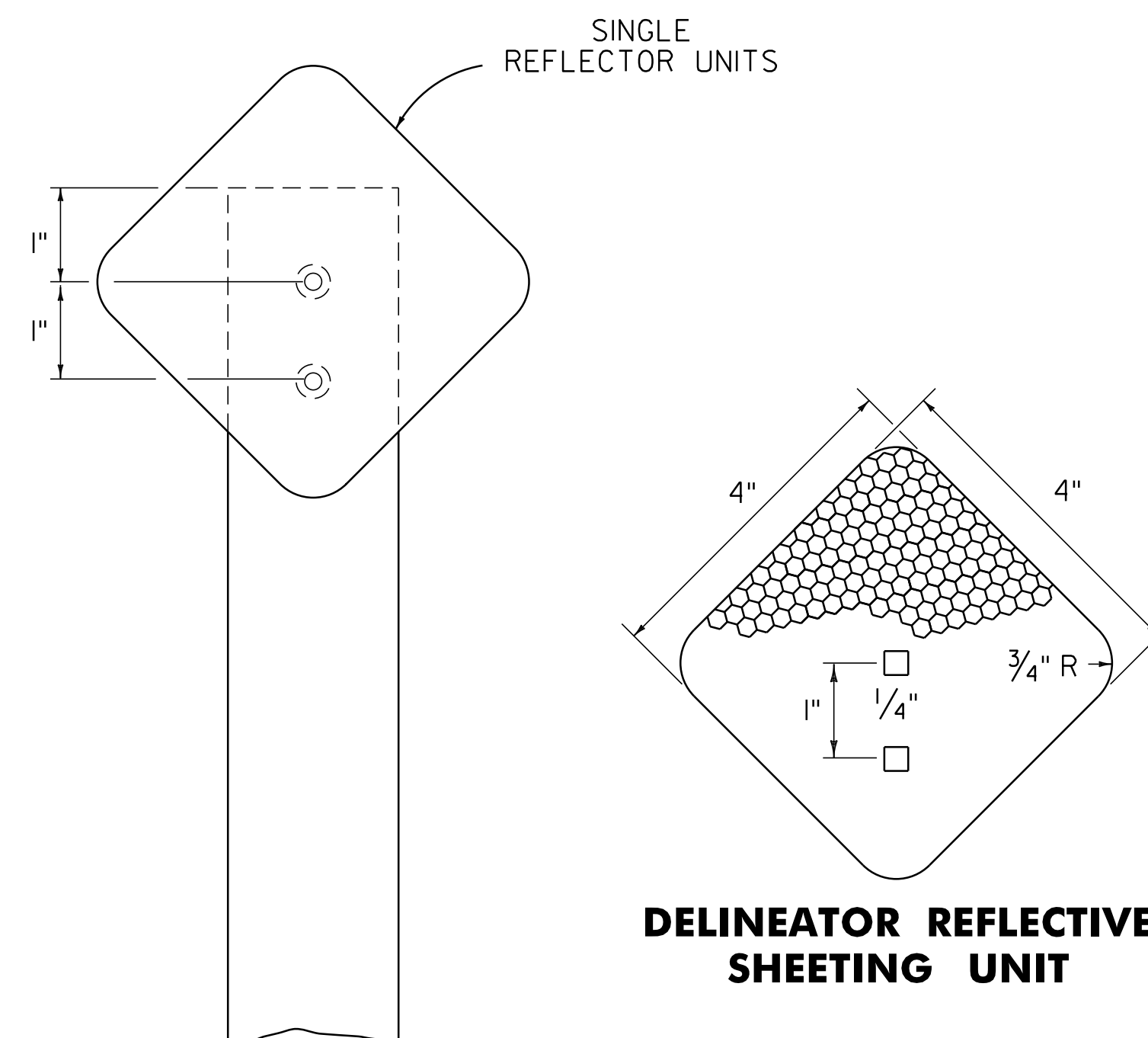
SAFETY EDGE DETAIL

NOTE: LEVELING COURSE MAY INCLUDE THE "SAFETY EDGE" AT THE CONTRACTOR'S CHOICE.

NOT TO SCALE



TYPICAL PLACEMENT OF DELINEATORS ON HIGHWAY



DELINEATOR REFLECTIVE SHEETING UNIT

TYPE I

MATERIAL FOR DELINEATORS:
 * 1/16" ALUMINUM BACKING.
 * WHITE/BLUE/GREEN: ASTM TYPE III RETROREFLECTIVE SHEETING.

DELINEATOR DETAIL

NOTES

1. TYPE I DELINEATOR (WHITE) SHALL BE ERECTED AT LOCATIONS AS SHOWN ON THE ROADWAY LAYOUTS. TYPE I DELINEATORS WITHOUT PLAQUE SHALL BE ERECTED AT THE BEGINNING (BLUE) AND AT THE END (GREEN) OF EACH GUARDRAIL RUN.
2. DELINEATOR POSTS SHALL BE 1.75" X 1.88 LB/FT SQUARE STEEL, AND A MINIMUM OF 8 FEET LONG.
3. DELINEATOR POSTS SHALL HAVE A MINIMUM EMBEDMENT OF 2'-6" IN THE GROUND.
4. PAYMENT WILL BE MADE UNDER CONTRACT ITEM 900.620 SPECIAL PROVISION (DELINATOR WITH STEEL POST)

PROJECT TYPICAL SHEET 3

PROJECT NAME: HARTLAND-NORWICH	FILE NAME: /pave/06a202/p06a202.dgn	PLOT DATE: 21-NOV-2012 11:44
PROJECT NUMBER: IM 091-1(59)	PROJECT LEADER: PTS	DRAWN BY: WWG
	DESIGNED BY: NLL	CHECKED BY: PTS
	IPARM FILE NAME: 06A202_II	SHEET II OF 60