

646.426 DURABLE 6 INCH WHITE LINE, RECESSED POLYUREA
 RAMP B STA. 0+64 TO 5+50, SOLID RT
 RAMP B STA. 0+64 TO 4+20, SOLID LT
 RAMP D STA. 0+00 TO 1+49, SOLID RT

646.436 DURABLE 6 INCH YELLOW LINE, RECESSED POLYUREA
 RAMP B STA. 0+64 TO 4+20, DOUBLE SOLID ☒
 RAMP B STA. 4+20 TO 5+50, SOLID ☒
 RAMP D STA. 0+00 TO 1+49, SOLID ☒

646.492 DURABLE LETTER OR SYMBOL, THERMOPLASTIC
 RAMP D STA. 0+87, RT - ARROW

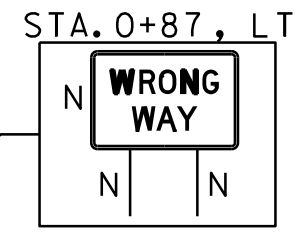
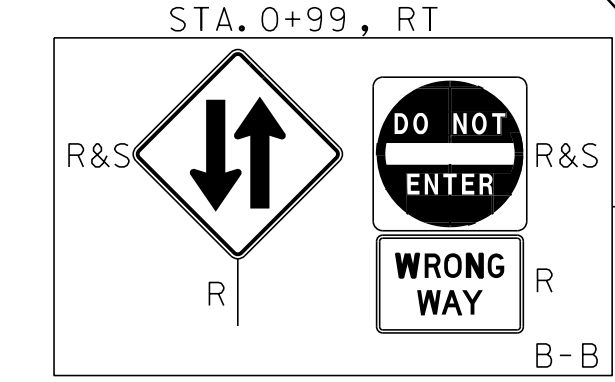

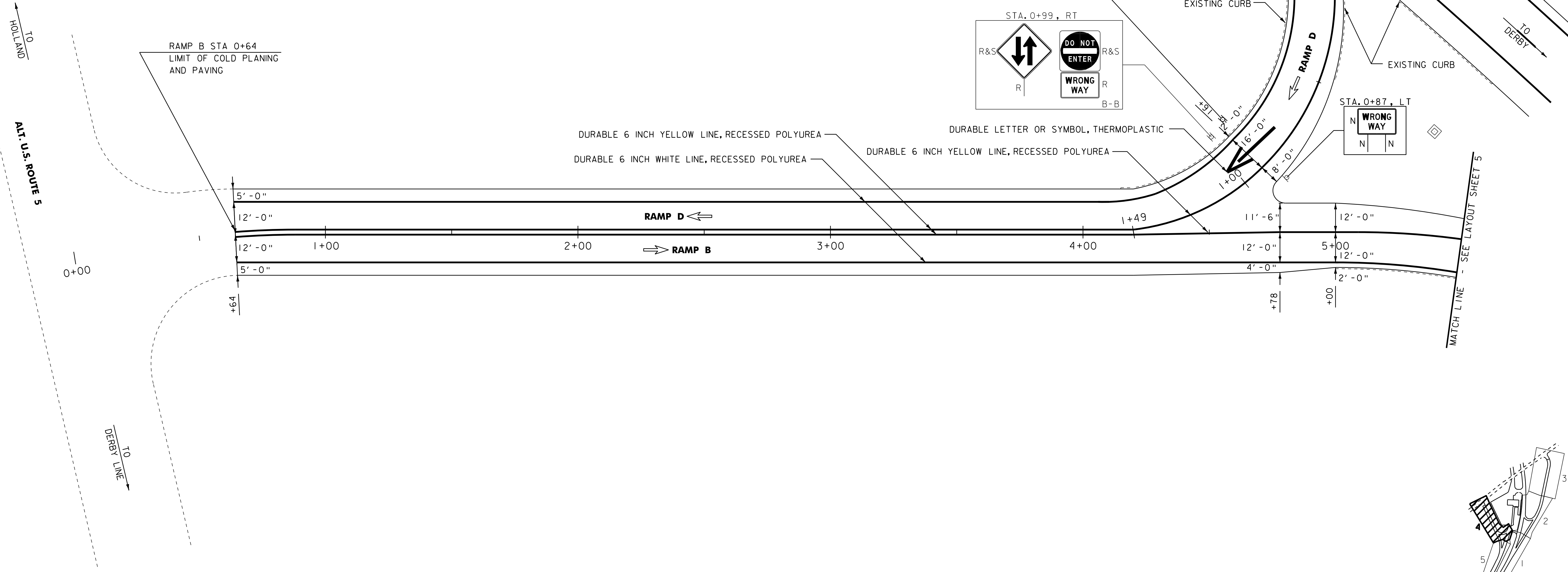
646.622 TEMPORARY 6 INCH WHITE LINE, PAINT
 RAMP B STA. 0+64 TO 5+50, SOLID RT
 RAMP B STA. 0+64 TO 4+20, SOLID LT
 RAMP D STA. 0+00 TO 1+49, SOLID RT

646.632 TEMPORARY 6 INCH YELLOW LINE, PAINT
 RAMP B STA. 0+64 TO 4+20, DOUBLE SOLID ☒
 RAMP B STA. 4+20 TO 5+50, SOLID ☒
 RAMP D STA. 0+00 TO 1+49, SOLID ☒

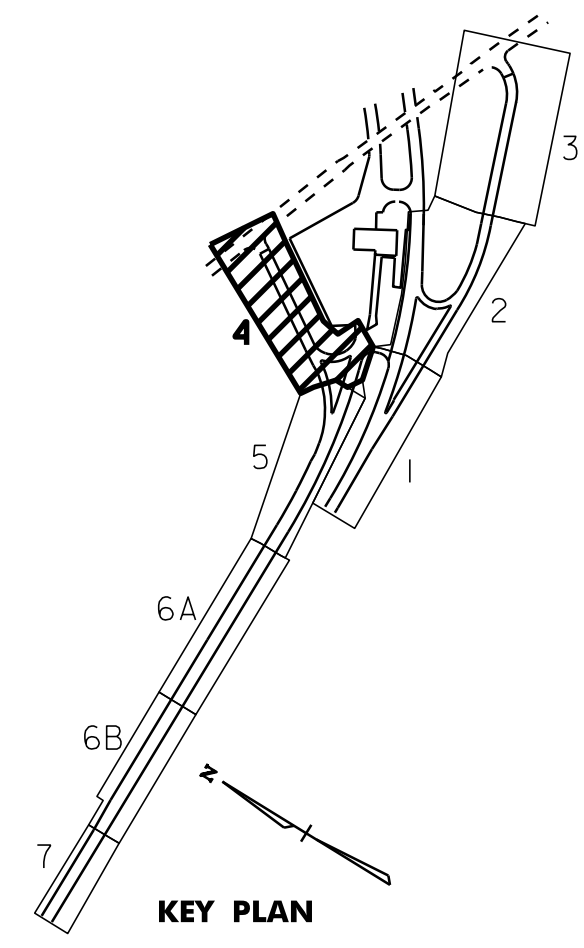
646.692 TEMPORARY LETTER OR SYMBOL, PAINT
 RAMP D STA. 0+87, RT - ARROW

675.50 REMOVING SIGNS
 AS SHOWN - 3

675.60 ERECTING SALVAGED SIGNS
 AS SHOWN - 2



MATCH LINE - SEE LAYOUT SHEET 5



NOTES: 1. FOR STRIPING DETAILS AT GORES, SEE THE PAVEMENT MARKINGS DETAIL SHEET AND THE LATEST EDITION OF THE MUTCD.

2. DIRECTION OF TRAVEL ARROW →



**INTERCHANGE
29 LAYOUT
SHEET #4**

NOT TO SCALE	
PROJECT NAME: DERBY	PROJECT NUMBER: IM 091-3(46)
FILE NAME: p06a200.dgn	PLOT DATE: 07-SEP-2011 10:27
PROJECT LEADER: JLL	DRAWN BY: STANTEC
DESIGNED BY: STANTEC	CHECKED BY: JLL
IPARM FILE: p06a200L04.i	SHEET 45 OF 63