

604.412, 604.415 OR 604.418 REHAB. DIS, CBS OR MHS, CLASS I, II OR III
 RAMP A STA. 3+62, LT

646.492 DURABLE LETTER OR SYMBOL, THERMOPLASTIC
 RAMP C STA. 1+55, RT - YIELD LINE

646.632 TEMPORARY 6 INCH YELLOW LINE, PAINT
 RAMP A STA. 2+00 TO 4+72, SOLID ☉
 RAMP A STA. 4+72 TO 7+50, DOUBLE SOLID ☉
 RAMP C STA. 0+00 TO 1+70, SOLID ☉

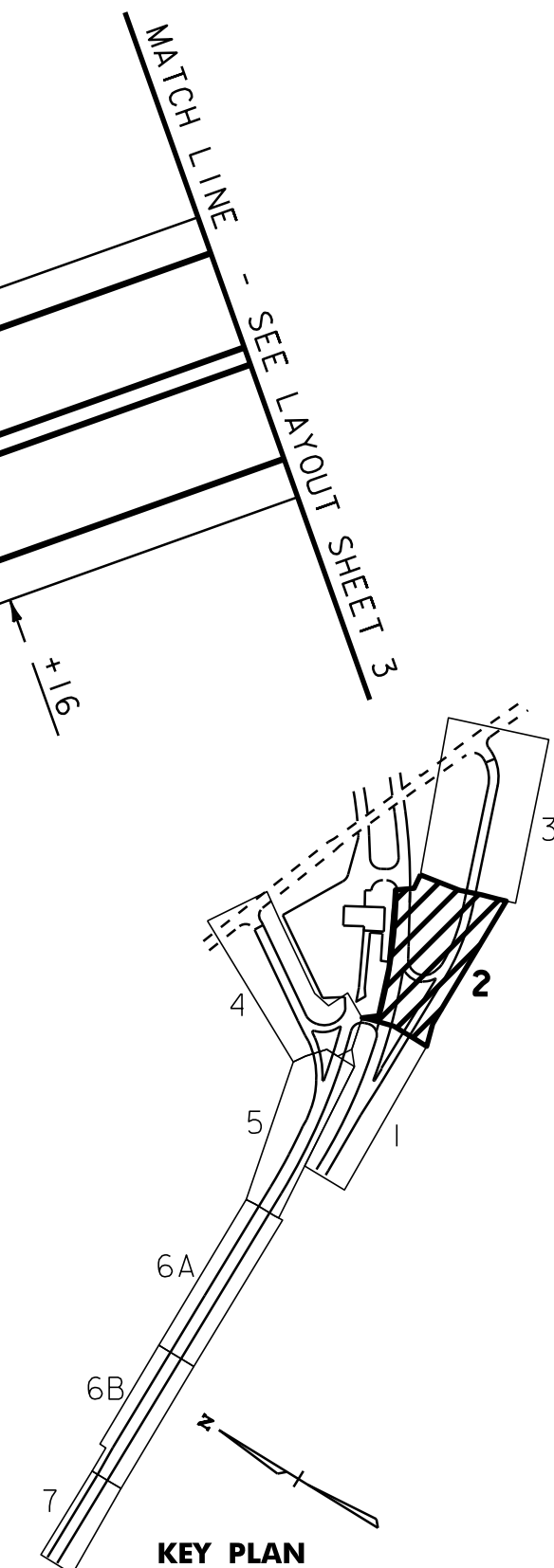
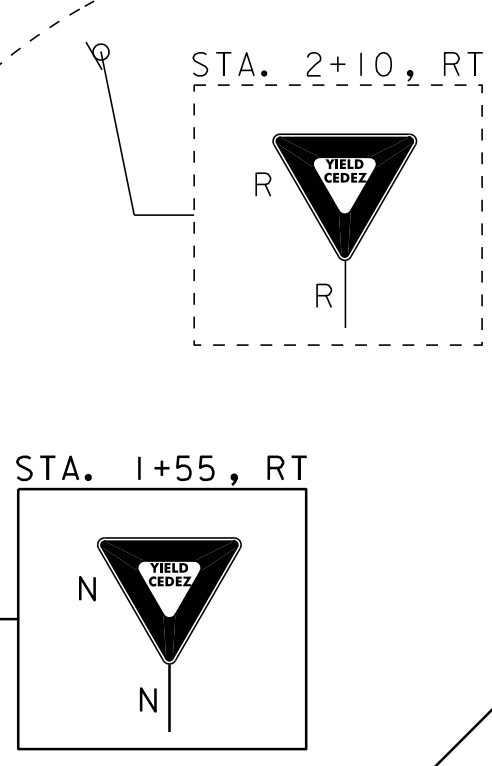
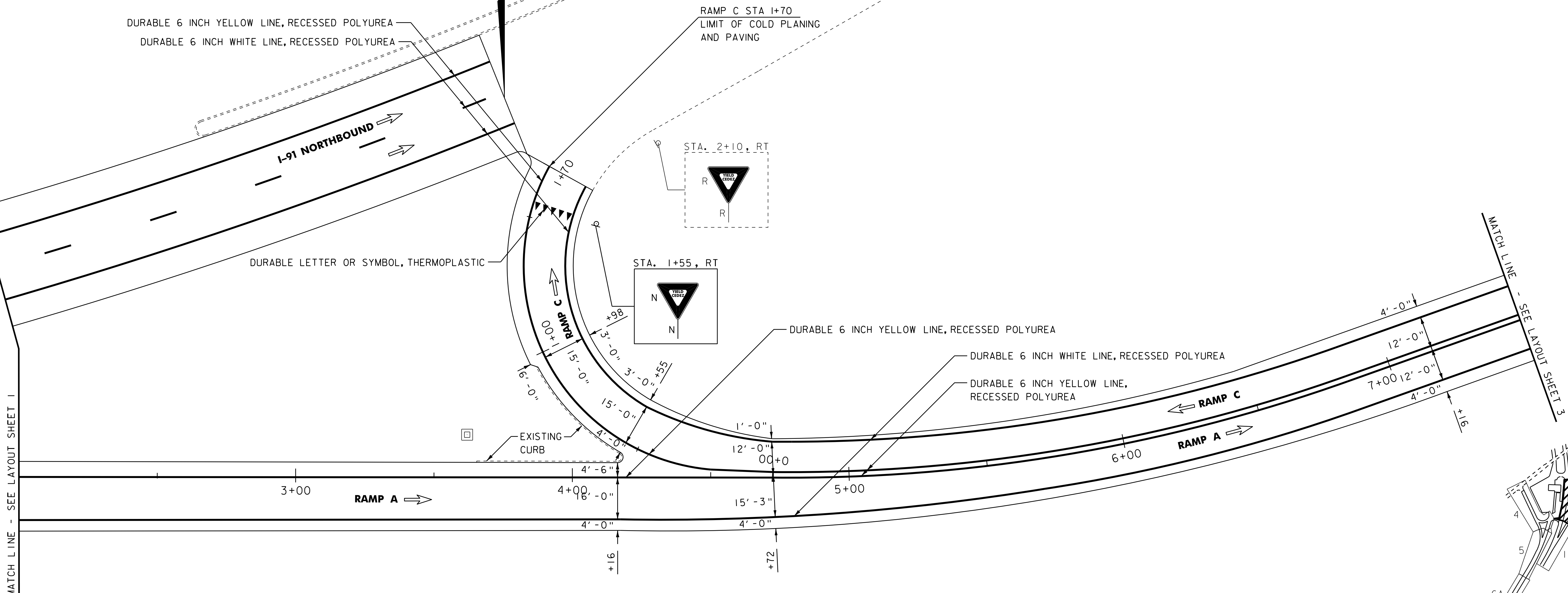
675.50 REMOVING SIGNS
 AS SHOWN - 1

646.426 DURABLE 6 INCH WHITE LINE, RECESSED POLYUREA
 RAMP A STA. 2+00 TO 7+50, SOLID RT
 RAMP A STA. 4+72 TO 7+50, SOLID LT
 RAMP C STA. 0+00 TO 1+70, SOLID RT

646.622 TEMPORARY 6 INCH WHITE LINE, PAINT
 RAMP A STA. 2+00 TO 7+50, SOLID RT
 RAMP A STA. 4+72 TO 7+50, SOLID LT
 RAMP C STA. 0+00 TO 1+70, SOLID RT

646.436 DURABLE 6 INCH YELLOW LINE, RECESSED POLYUREA
 RAMP A STA. 2+00 TO 4+72, SOLID ☉
 RAMP A STA. 4+72 TO 7+50, DOUBLE SOLID ☉
 RAMP C STA. 0+00 TO 1+70, SOLID ☉

**END PROJECT IM 091-3(46)
 NB MM 177.279**



NOTES: 1. FOR STRIPING DETAILS AT GORES, SEE THE PAVEMENT MARKINGS DETAIL SHEET AND THE LATEST EDITION OF THE MUTCD.

2. DIRECTION OF TRAVEL ARROW →



**INTERCHANGE
 29 LAYOUT
 SHEET #2**

PROJECT NAME: DERBY	PLOT DATE: 07-SEP-2011 10:26
PROJECT NUMBER: IM 091-3(46)	DRAWN BY: STANTEC
FILE NAME: p06a200.dgn	CHECKED BY: JLL
DESIGNED BY: STANTEC	SHEET 43 OF 63
IPARM FILE: p06a200L02.i	

NOT TO SCALE