

604.412, 604.415 OR 604.418 REHAB. Dis, CBs OR MHS, CLASS I, II OR III

RAMP A STA. 0+87, RT  
RAMP A STA. 1+41, LT (ON RAMP A APPROACH)

646.426 DURABLE 6 INCH WHITE LINE, RECESSED POLYUREA

RAMP A STA. 0+19 TO 2+50, SOLID RT  
RAMP A STA. 1+31 TO 1+92, SOLID LT  
RAMP D STA. 5+00 TO 9+54, SOLID RT  
RAMP D STA. 8+08 TO 8+32, SOLID LT

646.436 DURABLE 6 INCH YELLOW LINE, RECESSED POLYUREA

RAMP A STA. 0+75 TO 1+90, SOLID C  
RAMP A STA. 1+48 TO 2+50, SOLID LT  
RAMP D STA. 5+00 TO 6+85, SOLID C  
RAMP D STA. 6+85 TO 8+06, SOLID LT  
RAMP D STA. 8+12 TO 8+91, SOLID LT

646.466 DURABLE 12 INCH WHITE LINE, RECESSED POLYUREA

RAMP A STA. 1+90 TO 2+06, SOLID C  
RAMP D STA. 8+03 TO 8+12, SOLID LT

646.482 DURABLE 24 INCH STOP BAR, THERMOPLASTIC

RAMP D STA. 8+19, LT  
RAMP D STA. 8+78, RT

646.492 DURABLE LETTER OR SYMBOL, THERMOPLASTIC

RAMP A STA. 1+82, RT - YIELD LINE  
RAMP D STA. 6+90, RT - ARROW  
RAMP D STA. 8+14, LT - "STOP"  
RAMP D STA. 8+70, RT - "STOP"

646.622 TEMPORARY 6 INCH WHITE LINE, PAINT

RAMP A STA. 0+19 TO 2+50, SOLID RT  
RAMP A STA. 1+31 TO 1+92, SOLID LT  
RAMP D STA. 5+00 TO 9+54, SOLID RT  
RAMP D STA. 8+08 TO 8+32, SOLID LT

646.632 TEMPORARY 6 INCH YELLOW LINE, PAINT

RAMP A STA. 0+75 TO 1+90, SOLID C  
RAMP A STA. 1+48 TO 2+50, SOLID LT  
RAMP D STA. 5+00 TO 6+85, SOLID C  
RAMP D STA. 6+85 TO 8+06, SOLID LT  
RAMP D STA. 8+12 TO 8+91, SOLID LT

646.662 TEMPORARY 12 INCH WHITE LINE, PAINT

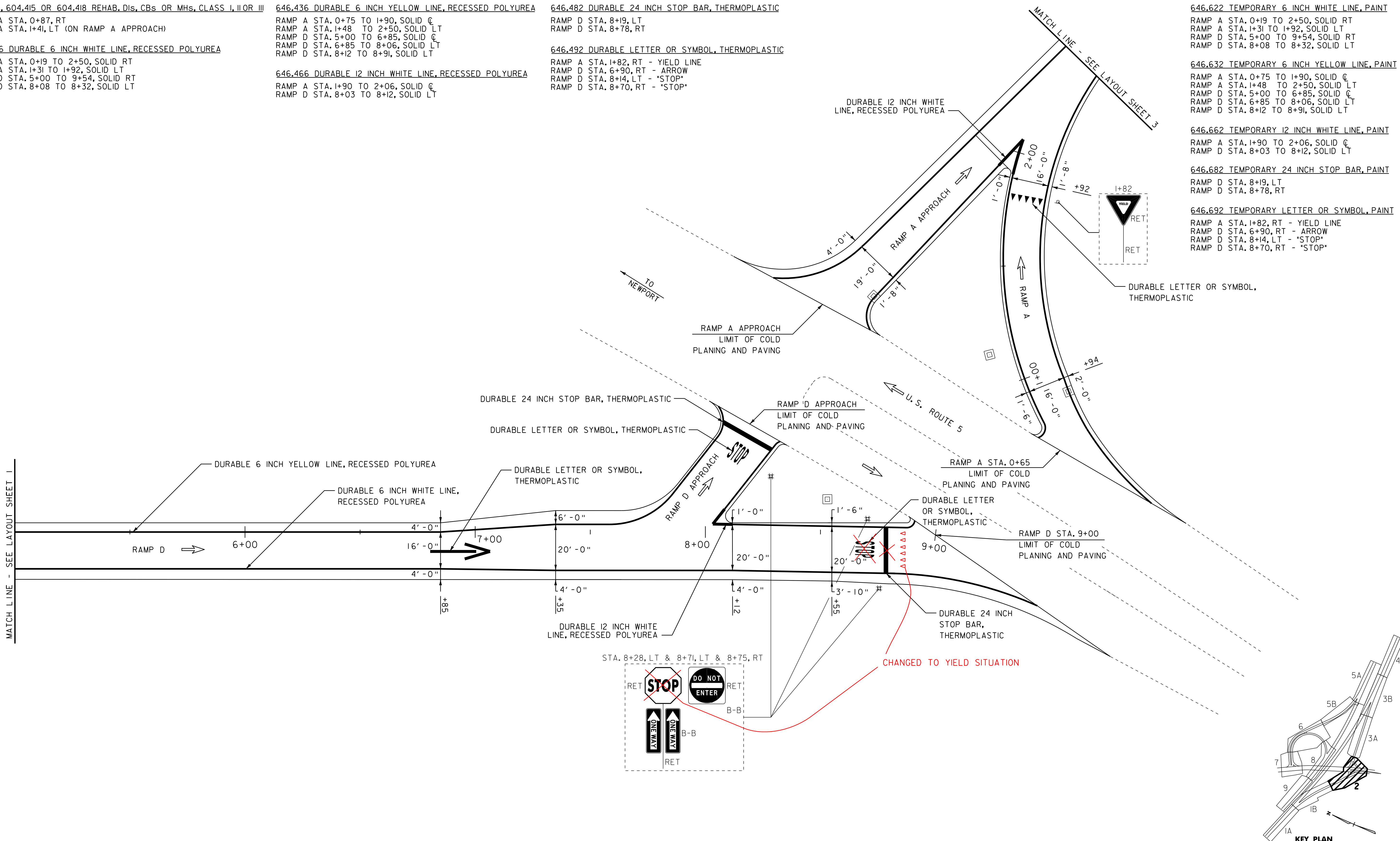
RAMP A STA. 1+90 TO 2+06, SOLID C  
RAMP D STA. 8+03 TO 8+12, SOLID LT

646.682 TEMPORARY 24 INCH STOP BAR, PAINT

RAMP D STA. 8+19, LT  
RAMP D STA. 8+78, RT

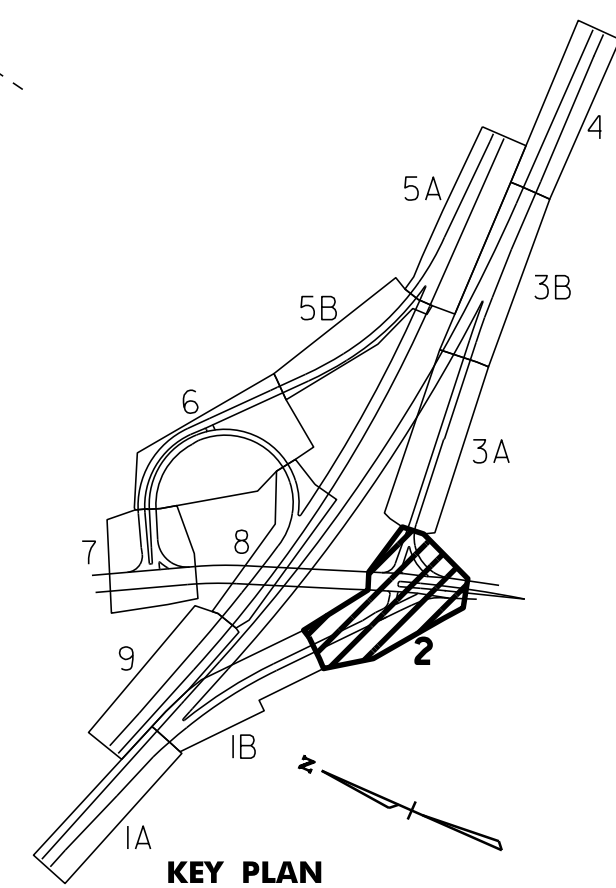
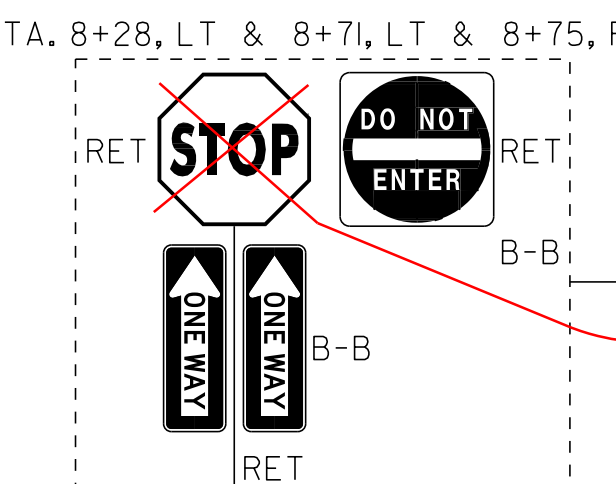
646.692 TEMPORARY LETTER OR SYMBOL, PAINT

RAMP A STA. 1+82, RT - YIELD LINE  
RAMP D STA. 6+90, RT - ARROW  
RAMP D STA. 8+14, LT - "STOP"  
RAMP D STA. 8+70, RT - "STOP"



MATCH LINE - SEE LAYOUT SHEET 1

MATCH LINE - SEE LAYOUT SHEET 3



NOTES: 1. FOR STRIPING DETAILS AT GORES, SEE THE PAVEMENT MARKINGS DETAIL SHEET AND THE LATEST EDITION OF THE MUTCD.

2. DIRECTION OF TRAVEL ARROW



NOT TO SCALE  
**INTERCHANGE 28 LAYOUT SHEET #2**

PROJECT NAME: DERBY	PLOT DATE: 07-SEP-2011 10:25
PROJECT NUMBER: IM 091-3(46)	DRAWN BY: STANTEC
FILE NAME: p06a200.dgn	CHECKED BY: JLL
PROJECT LEADER: JLL	SHEET 34 OF 63
DESIGNED BY: STANTEC	
IPARM FILE: p06a200L02.i	