

604.412, 604.415 OR 604.418 REHAB. Dis, CBs OR MHS, CLASS I, II OR III  
 STA. 5+47, LT

616.47 BITUMINOUS CONCRETE GUTTERS AND TRAFFIC ISLAND  
 STA. 4+52, RT  
 STA. 7+07, RT  
 (SEE MISCELLANEOUS DETAIL SHEET)

646.426 DURABLE 6 INCH WHITE LINE, RECESSED POLYUREA  
 STA. 4+00 TO 10+97, SOLID C  
 STA. 10+04 TO 10+11, SOLID LT

646.436 DURABLE 6 INCH YELLOW LINE, RECESSED POLYUREA  
 STA. 4+00 TO 9+94, SOLID LT  
 STA. 10+07 TO 10+37, SOLID LT

646.466 DURABLE 12 INCH WHITE LINE, RECESSED POLYUREA  
 STA. 10+01 TO 10+07, SOLID LT

646.482 DURABLE 24 INCH STOP BAR, THERMOPLASTIC  
 STA. 10+00, LT

646.492 DURABLE LETTER OR SYMBOL, THERMOPLASTIC  
 STA. 4+13, LT - "STOP"  
 STA. 4+53, LT - "AHEAD"  
 STA. 7+79, LT - ARROW  
 STA. 9+95, LT - "STOP"  
 STA. 10+34, LT - YIELD LINE

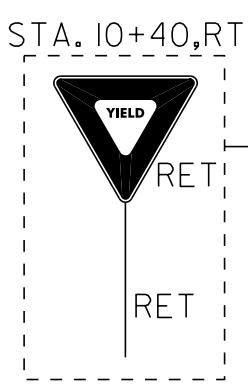
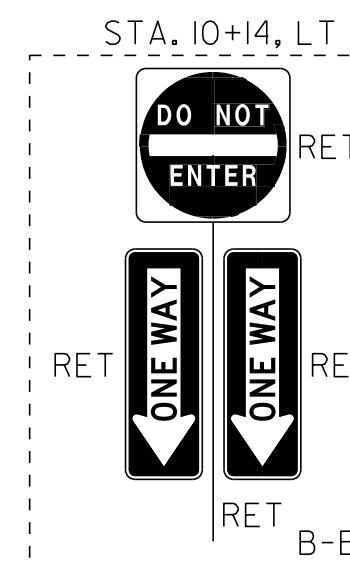
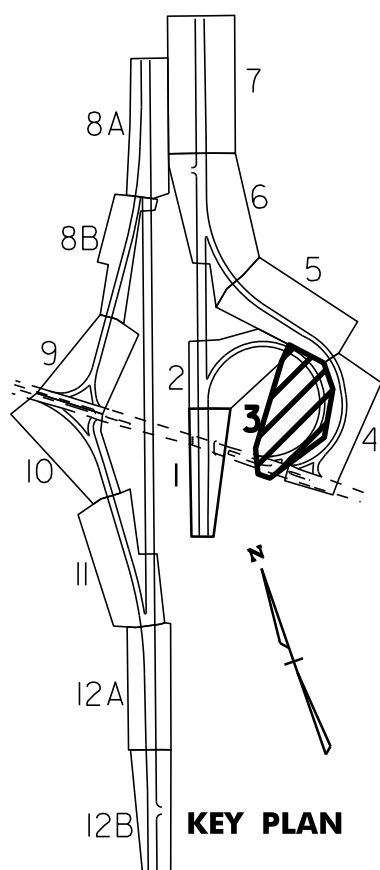
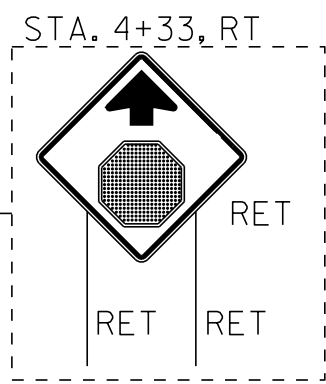
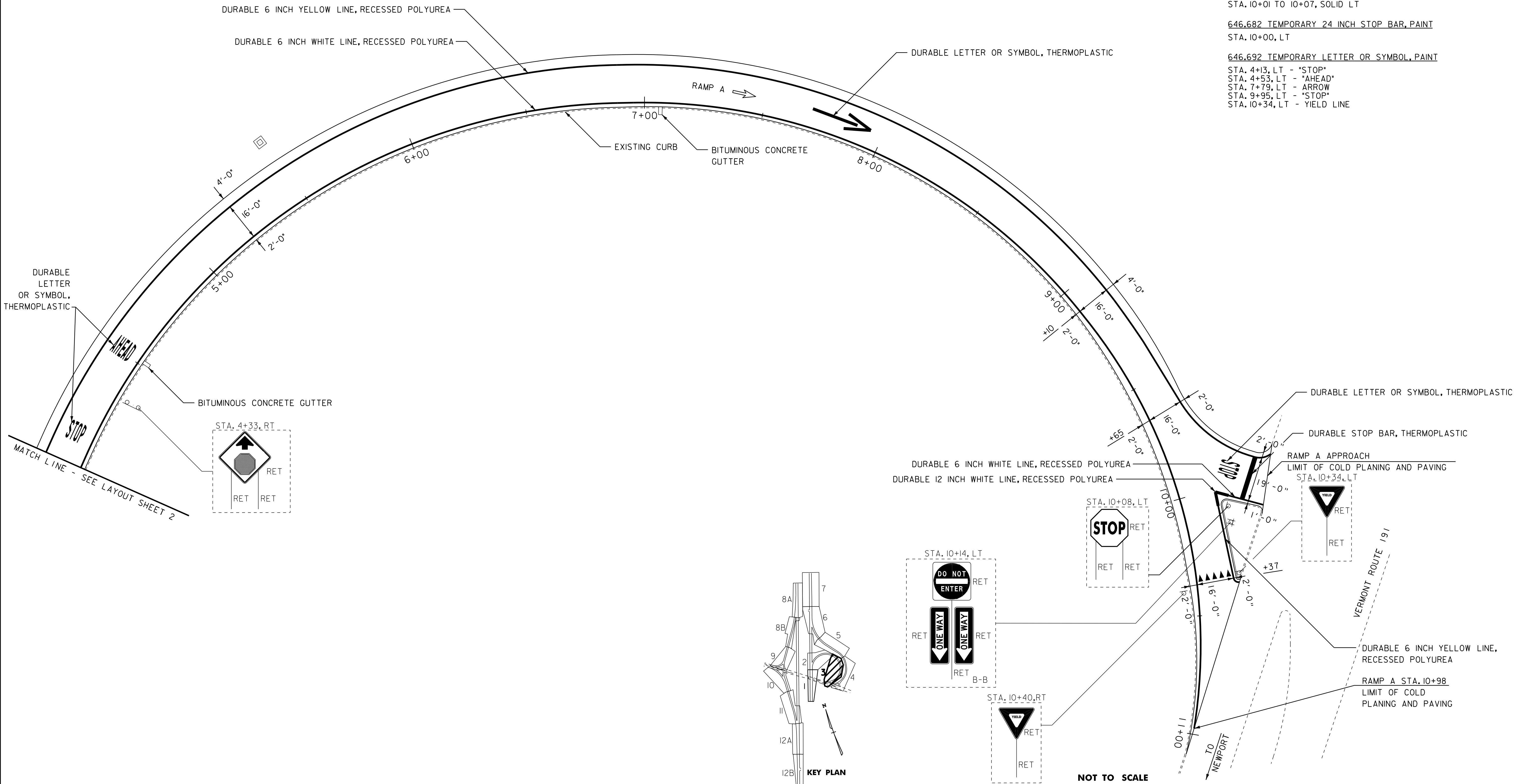
646.622 TEMPORARY 6 INCH WHITE LINE, PAINT  
 STA. 4+00 TO 10+97, SOLID C  
 STA. 10+04 TO 10+11, SOLID LT

646.632 TEMPORARY 6 INCH YELLOW LINE, PAINT  
 STA. 4+00 TO 9+94, SOLID LT  
 STA. 10+07 TO 10+37, SOLID LT

646.662 TEMPORARY 12 INCH WHITE LINE, PAINT  
 STA. 10+01 TO 10+07, SOLID LT

646.682 TEMPORARY 24 INCH STOP BAR, PAINT  
 STA. 10+00, LT

646.692 TEMPORARY LETTER OR SYMBOL, PAINT  
 STA. 4+13, LT - "STOP"  
 STA. 4+53, LT - "AHEAD"  
 STA. 7+79, LT - ARROW  
 STA. 9+95, LT - "STOP"  
 STA. 10+34, LT - YIELD LINE



NOTES: 1. FOR STRIPING DETAILS AT GORES, SEE THE PAVEMENT MARKINGS DETAIL SHEET AND THE LATEST EDITION OF THE MUTCD.

2. DIRECTION OF TRAVEL ARROW →



**INTERCHANGE 27 LAYOUT SHEET #3**

PROJECT NAME: DERBY  
 PROJECT NUMBER: IM 091-3(46)

FILE NAME: p06a200.dgn  
 PROJECT LEADER: JLL  
 DESIGNED BY: STANTEC  
 IPARM FILE: p06a200103

PLOT DATE: 07-SEP-2011 10:24  
 DRAWN BY: STANTEC  
 CHECKED BY: JLL  
 SHEET 23 OF 63

NOT TO SCALE