

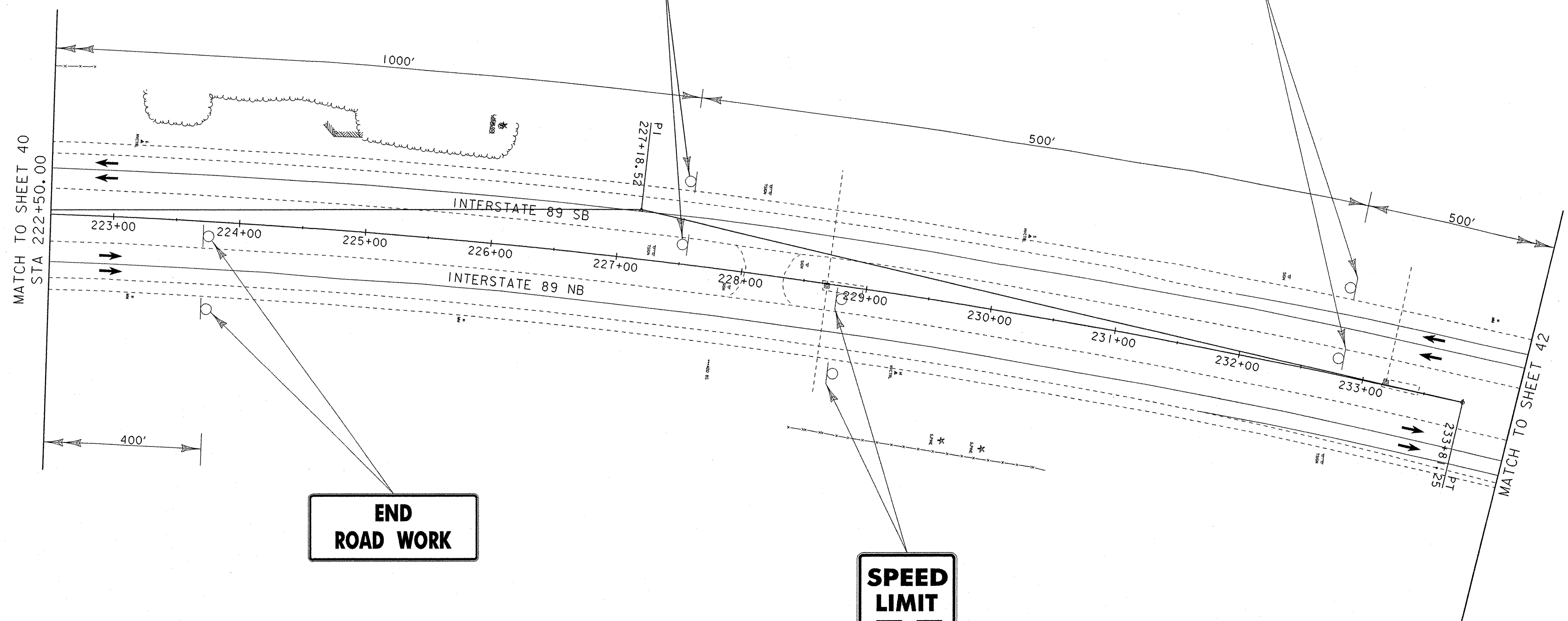


1000 FEET



END ROAD WORK



MATCH TO SHEET 40
STA 222+50.00

MATCH TO SHEET 42

LEGEND

- TRAFFIC FLOW
- TYPE III BARRIERS
- CONCRETE MEDIAN BARRIER
- WORK AREA
- REFLECTORIZED PLASTIC DRUM
- ATTENUATOR

PHASE II

 MR FARLAND-JOHNSON, INC	PROJECT NAME: SOUTH BURLINGTON	PLOT DATE: 21-SEP-2007
	PROJECT NUMBER: AC IM CULV (9)	DRAWN BY: MAL
FILE NAME: ts09.dgn	DESIGNED BY: MRP	CHECKED BY: DMB
TRAFFIC CONTROL PLAN - PHASE II		SHEET 41 OF 63

DATUM
 VERTICAL: NAVD 88
 HORIZONTAL: NAD83 (96)

