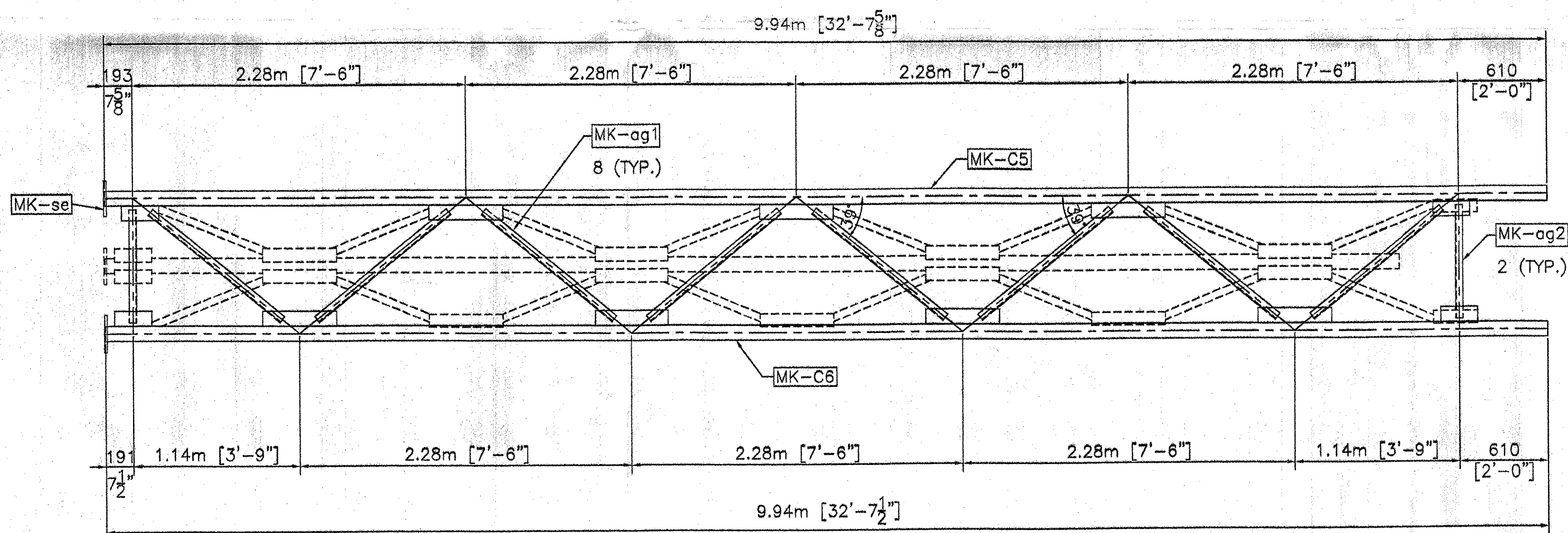
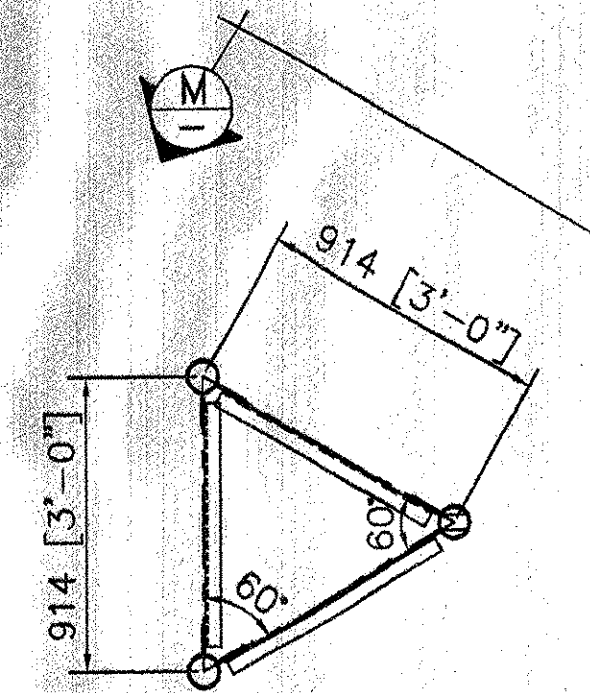


(M) VIEW



FRONT VIEW

TRUSS 2




SIDE VIEW

- NOTE:**
1. STRUCTURE DESIGNED IN ACCORDANCE WITH LATEST EDITION AASHTO STANDARD SPECIFICATIONS FOR STRUCTURAL SUPPORTS FOR HIGHWAY SIGNS, LUMINARIES AND TRAFFIC SIGNALS.
 2. ALL HOLES FOR HIGH STRENGTH FASTENERS SHALL BE DRILLED OR SUB-PUNCHED FULL SIZE. SLOTTED HOLES AND/OR VENT OR ACCESS HOLES MAY BE CUT WITH MECHANICALLY GUIDED PLASMA OR MECHANICALLY GUIDED FLAME TORCH.
 3. GRIND SHARP CORNERS OF ALL PLATES TO A 1/8" MIN. RADIUS PRIOR TO GALVANIZING.
 4. ALL WELDING SHALL BE PERFORMED BY QUALIFIED WELDERS IN ACCORDANCE WITH AWS D1.1.
 5. ALL STEEL PLATES FOR STRUCTURAL COMPONENTS SHALL BE ASTM A709 GR. 50.
 6. STEEL PLATES AND SHAPES FOR NON-STRUCTURAL COMPONENTS SHALL BE ASTM A709 GR. 36.
 7. STEEL PIPES FOR STRUCTURAL MEMBERS SHALL HAVE MINIMUM YIELD OF 42 ksi AND SHALL CONFORM TO ONE OF THE FOLLOWING GRADES: ASTM A500 GR. B, OR API 5LX42.
 8. UNLESS OTHERWISE NOTED, ALL BOLTS FOR STRUCTURAL CONNECTIONS SHALL BE M164 TYPE 1 (A325).
 9. GALVANIZED U-BOLTS FOR CONNECTION OF SIGN HANGER BEAMS TO TRUSS SHALL BE ASTM F-1554 GR. 36.
 10. ALL STRUCTURAL STEEL SHALL BE HOT-DIPPED GALVANIZED AFTER FABRICATION IN ACCORDANCE WITH AASHTO M111 (ASTM A123).
 11. ALL HARDWARE, UNLESS OTHERWISE NOTED, SHALL BE HOT-DIPPED GALVANIZED PER AASHTO M232 (ASTM A153).
 12. ANCHOR HARDWARE SHALL BE STAINLESS STEEL AND MEET REQUIREMENTS OF VAOT STANDARD SPECIFICATION 714.09.
 13. CONCRETE AND REBAR SHOWN IN FOOTING DESIGN TO BE FURNISHED BY OTHERS.
 14. FOUNDATION DESIGN BASED ON USE OF 3000 psi MINIMUM CONCRETE.
 15. SPACE BETWEEN THE TOP OF CONCRETE AND THE BOTTOM OF STEEL BASE PLATE SHALL BE FILLED WITH TYPE IV MORTAR AFTER LEVELING.
 16. BOLTS INSTALLED IN STRUCTURAL CONNECTIONS SHALL BE PROVIDED AND TENSIONED PER APPLICABLE PROVISIONS OF VAOT STANDARD SPECIFICATIONS SECTION 506.

17. See Weld all connections when possible prior to galvanizing.

ALL DIMENSIONS SHOWN ARE IN MILLIMETERS (mm) UNLESS OTHERWISE NOTED. ENGLISH CONVERSION SHOWN IN [] FOR REFERENCE ONLY.

RECEIVED
 JUL 27 2007
 RESUBMIT APPROVED BY X D...
 DATE 07/31/07



REVISIONS		
No.	Remarks	Date
0	Initial submittal	

HIGHWAY SAFETY CORP.
 GLASTONBURY, CT

TRI-CHORD SIGN STRUCTURE
 STATE OF VERMONT
 COUNTY OF CALEDONIA
 MM 129.130 SB
 PROJECT No. HES 091-3(42)
 HES 093-1(10)

GENERAL CONTRACTOR
 SUB CONTRACTOR F.R. LAFAYETTE

DRAWN: MHM
 CHECKED: P. Radice
 DATE: 5/23/07
 SCALE: NTS
 HSC REFERENCE NO.: 1587d
 SIZE: D REVISION: 0
 SHEET NO.: 3 of 8