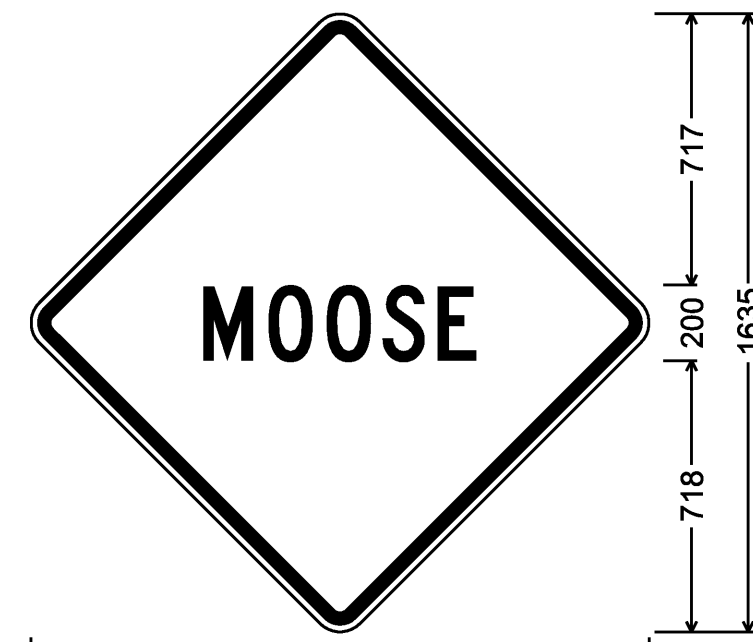
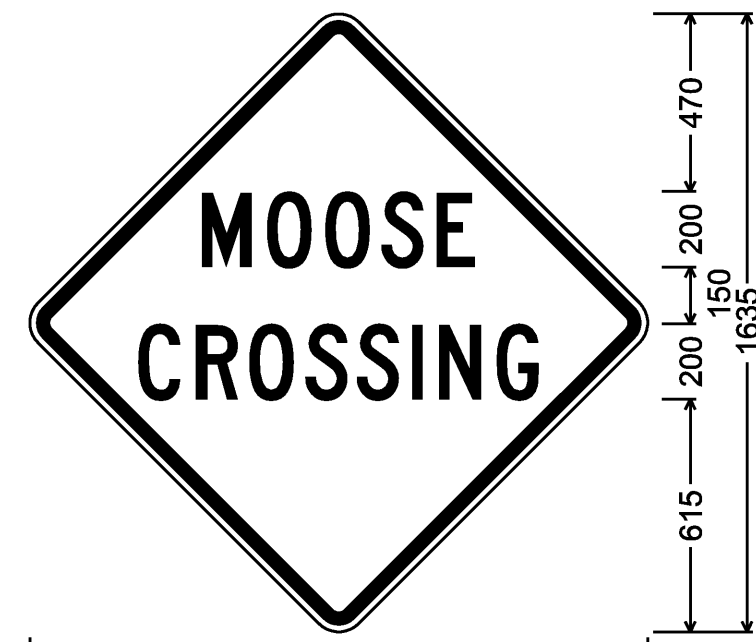


MISC.

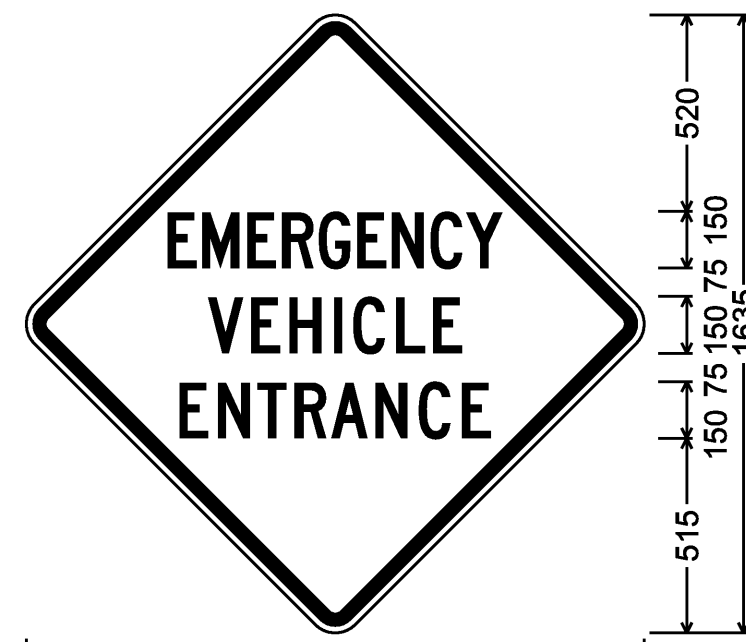


1200mm across sides 75mm Radius, 30mm Border, 20mm Indent, Black on Yellow; [MOOSE] C 2K;



1200mm across sides 75mm Radius, 30mm Border, 20mm Indent, Black on Yellow; [MOOSE] C 2K; [CROSSING] C 2K;

MISC.

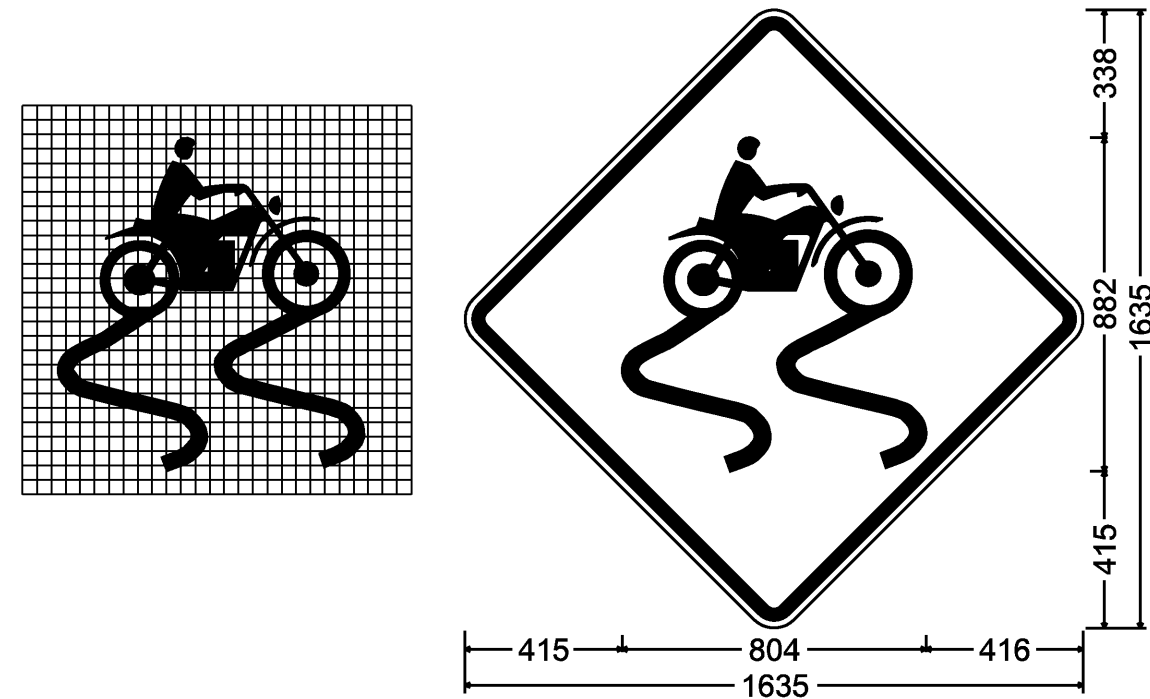


1200mm across sides 75mm Radius, 30mm Border, 20mm Indent, Black on Yellow; [EMERGENCY] C 2K 60% spacing; [VEHICLE] C 2K; [ENTRANCE] C 2K;



VR-132; 75mm Radius, 22mm Border, 20mm Indent, Black on White; [KEEP] D, [RIGHT] D [EXCEPT] D, [TO] D, [PASS] D

MISC.



1200mm across sides 75mm Radius, 30mm Border, 20mm Indent, Black on Yellow; motorcycle;



35mm Radius, 15mm Border, 10mm Indent, Black on Yellow; [GROOVED] B 2K; [SHOULDER] B 2K 70% spacing;

SEE GENERAL SIGN DETAIL NOTES ON SHEET 115.

SIGN DETAIL SHEET 6

PROJECT NAME:	WATERFORD
PROJECT NUMBER:	HES 093-1(10)
FILE NAME:	97211b-details.dgn
PLOT DATE:	1/4/2007
PROJECT LEADER:	CRB
DRAWN BY:	HJC
DESIGNED BY:	PTS
CHECKED BY:	DAM
CLD REF. NO.:	97-0211
	SHEET 120 OF 130