STATE OF VERMONT
AGENCY OF TRANSPORTATION

TRAFFIC SIGN SUMMARY SHEET 12

Metric

MILE MARKER	SIGN LEGEND	SIGN DIMENSIONS EA	WIDTH (mm)	HEIGHT (mm)	NEW & SALVAGED SIGNS "A"	"B"	SALV SIGN	SALV TIS	EXIST POST RETAIN	SALVAGE	NEW SIGN POSTS NO. OF POSTS	FLANGED CHANNEL kg/m 1.7	3.0	4.5	SQUARE STEEL (mm) kg/m 44 3.4	50 3.9	63 5.0	ANCHOR	SIFFVL	TUBULAR ALUMINUM DIA (mm) kg/m 75 1.9	100 2.5	100MD 2.5	TUBULAR STEEL DIA (mm) kg/m FND-ATION	75 11.3	90 13.6	100 16.1	125 21.8	W-SHAPE STEEL FTG SIZE 600 mm	750 mm	MASS	POST SIZE	SIGN	FRAME	REMARKS	SIGN DETAIL DETAIL ON SHEET NUMBER	STD. SHEET NUMBER
REST AREA 1.27 NB 0.063 RAMP B RT		1	300	450	0.14																															119	
		1	300	150	0.05						1			4.267 X		X		X																	R7-8A		E-132
0.072 RAMP B RT		1	600	900	0.54																														VR-278		E-144
		1	600	600	0.36						1			4.877 X		X		X																	VR-648		E-144
0.115 RAMP B RT		1			0.35																														R1-2 900X900X900		E-146
		1	600	600	0.36						1			4.877 X		X		X																	R3-1		E-143
0.118 RAMP B LT		1	750	750	0.56						1			4.267 X		X		X																	R5-1		E-143
0.118 RAMP B RT		1	750	750	0.56						1			4.267 X		X		X																	R5-1		E-143
INT.#1 0.172 RAMP A RT	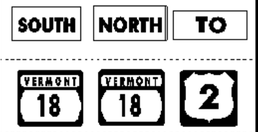	1 1 1 1 1 1 1 1 1	600 600 600 600 600 600 525 525 525	300 300 300 600 600 600 375 375 375	0.18 0.18 0.18 0.36 0.36 0.36 0.20 0.20 0.20						2												2	92 X							#3	M3-3 M3-1 M4-5 M1-5 M1-5 M1-4 M6-1 M6-2 M6-2		E136-B E136-B E-136A E-136B E-136B E-136A E-136A E136-B E-136A
0.210 RAMP A RT	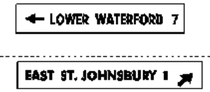	1	1800	300	0.54																														D1-1a		E-123
		1 1	1800 1800	300 300	0.54 0.54						2												2	86 X											D1-1a D1-1a		E-123 E-123
0.248 RAMP A RT		1 1	~~1800~~ 1370 900	~~250~~ 190 600	~~0.45~~ 0.26 0.54																														VD-502G BACK TO BACK R5-1a		E-133 E-143
	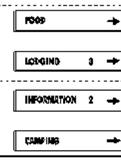	1 1	~~1800~~ 1370 1370 ~~1800~~	~~250~~ 190 190 ~~250~~	~~0.45~~ 0.26 0.26 ~~0.45~~																														VD-502F VD-502L		E-133 E-133
		1 1	~~1800~~ 1370 1370 ~~1800~~	~~250~~ 190 190 ~~250~~	~~0.45~~ 0.26 0.26 ~~0.45~~						2 2			9.75 X									2	93 X											VD-502I VD-502C		E-133 E-133
0.164 RAMP A RT		1	900	900	0.81							m 0.0	m 0.0	m 20.7	m 0.0	m 0.0	m 20.7		EA. 0	kg 0.0	kg 0.0	kg 0.0		kg ~~244.2~~ 271	kg 0.0	kg 0.0	kg 0.0								
					9.41							32.3													271											
		SHEET TOTALS			m2 ~~9.55~~	m2 0.00	EA. 0	m2 0.00				m ~~20.7~~			m ~~20.7~~					kg 0.0			EA. 6	kg ~~244.2~~				EA. 0	EA. 0	kg 0					

FINAL POST LENGTHS ARE TO BE DETERMINED IN THE FIELD. POST SIZES ARE COMPUTED BASED ON INFORMATION FURNISHED ON THE STANDARD SHEETS AND THE TRAFFIC & SAFETY DIVISION'S "SIGN POST DESIGN GUIDELINE".

PROJECT NAME: WATERFORD
PROJECT NUMBER: HES 093-1(10)

FILE NAME:	tsssWaterford.xls	PLOT DATE:	1/4/2007
PROJECT LEADER:	CRB	DRAWN BY:	HJC
DESIGNED BY:	PTS	CHECKED BY:	DAM
CLD REF. NO.:	97-0211	SHEET	107 OF 130