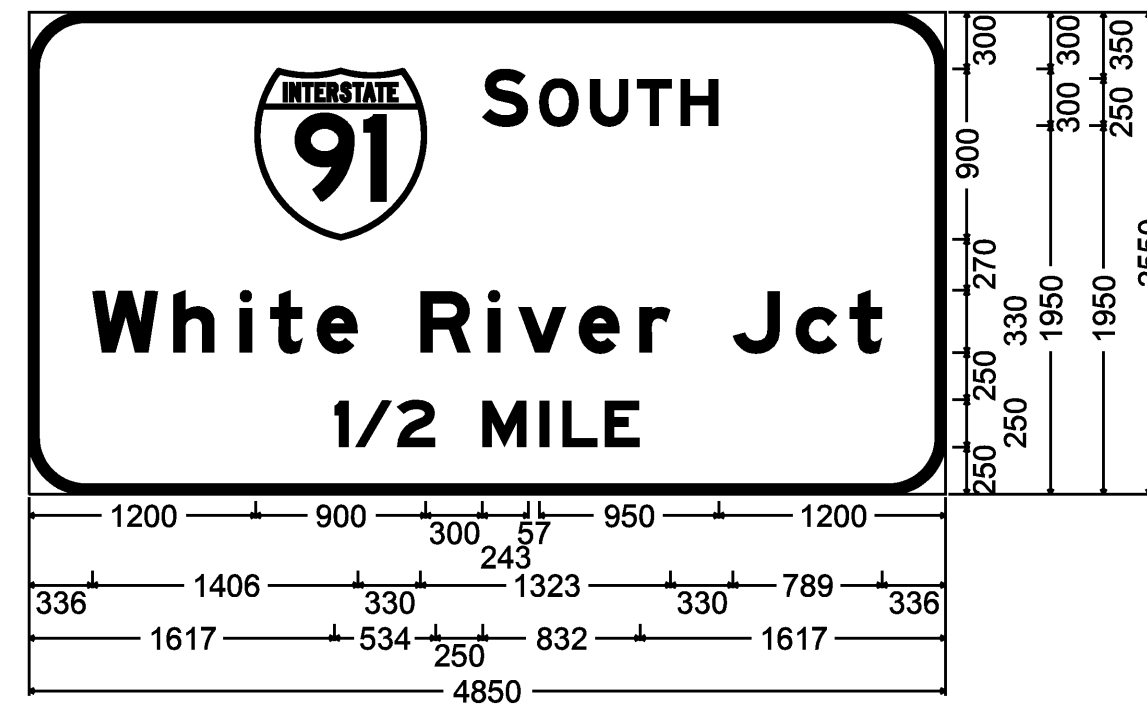


INT. # 21 RTE. 2
M.M. 2.267 LT




300mm Radius, 50mm Border, White on Green;
[SOUTH] E Mod 2K; [White River Jct] E Mod 2K; [1/2 MILE] E Mod 2K;

MISC.

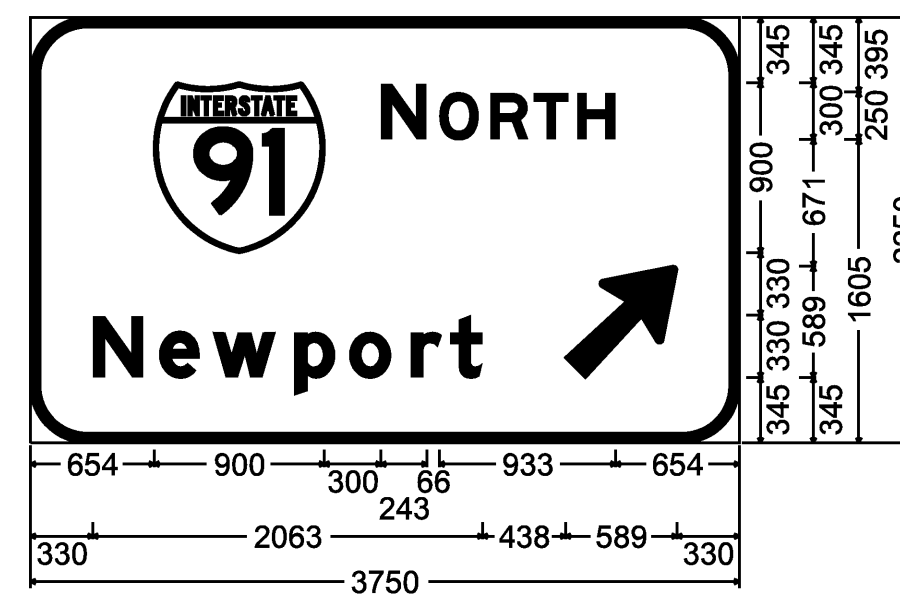


1200mm across sides 75mm Radius, 30mm Border, 20mm Indent, Black on Yellow;
[SALT] C 2K; [REDUCTION] C 2K;
[AREA] C 2K;




VR-132;
75mm Radius, 22mm Border, 20mm Indent, Black on White;
[KEEP] D, [RIGHT] D
[EXCEPT] D, [TO] D, [PASS] D

INT. # 21 RTE. 2
M.M. 2.258 RT

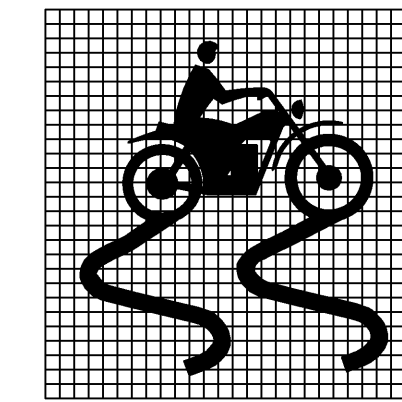


300mm Radius, 50mm Border, White on Green;
[NORTH] E Mod 2K; [Newport] E Mod 2K; Arrow 133 - 750mm 45°;

MISC.

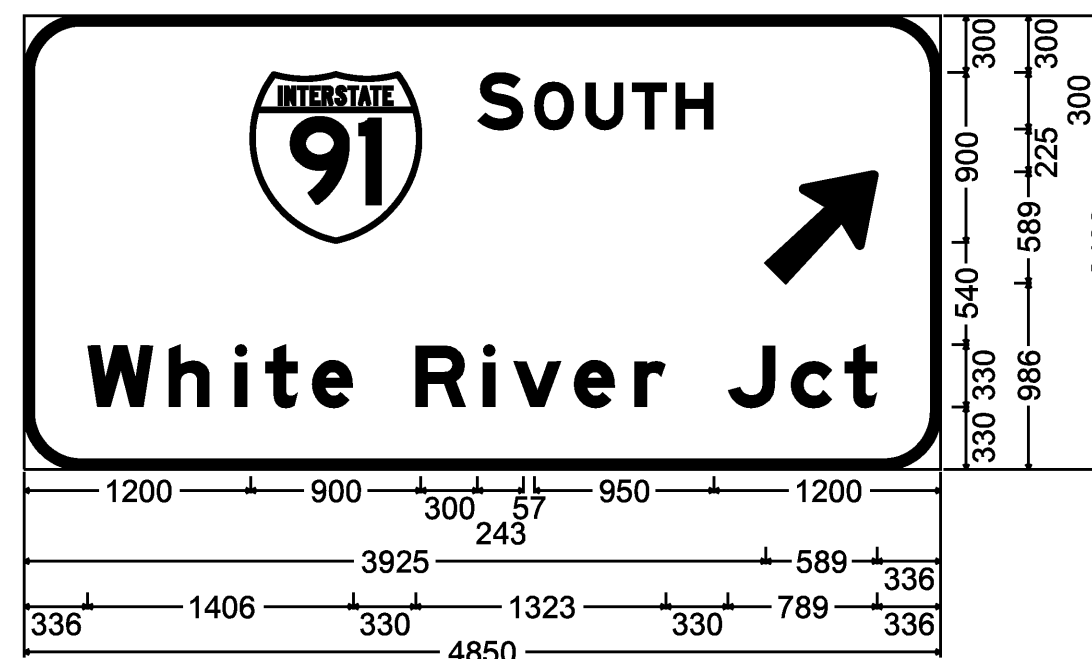


1200mm across sides 75mm Radius, 30mm Border, 20mm Indent, Black on Yellow;
motorcycle;



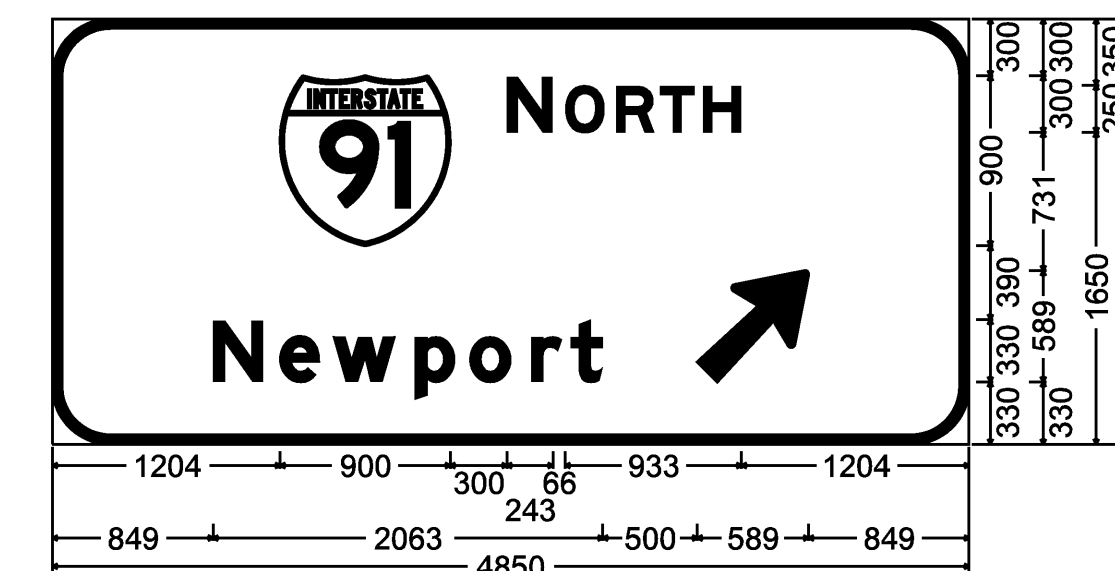
35mm Radius, 15mm Border, 10mm Indent, Black on Yellow;
[GROOVED] B;
[SHOULDER] B 70% spacing;

INT. # 21 RTE. 2
M.M. 1.683 RT
M.M. 1.870 LT



300mm Radius, 50mm Border, White on Green;
[SOUTH] E Mod 2K; Arrow 133 - 750mm 45°; [White River Jct] E Mod 2K;

INT. # 21 RTE. 2
M.M. 2.267 LT



305mm Radius, 50mm Border, White on Green;
[NORTH] E Mod 2K; [Newport] E Mod 2K; Arrow 133 - 750mm 45°;

SEE GENERAL SIGN DETAIL NOTES ON SHEET 63.

**SIGN DETAIL
SHEET 7**

PROJECT NAME: ST. JOHNSBURY-LYNDON
PROJECT NUMBER: HES 091-3(42)

FILE NAME: 9721la-details.dgn PLOT DATE: 1/4/2007
PROJECT LEADER: CRB DRAWN BY: HJC
DESIGNED BY: PTS CHECKED BY: DAM
CLD REF. NO.: 97-0211 SHEET 69 OF 130