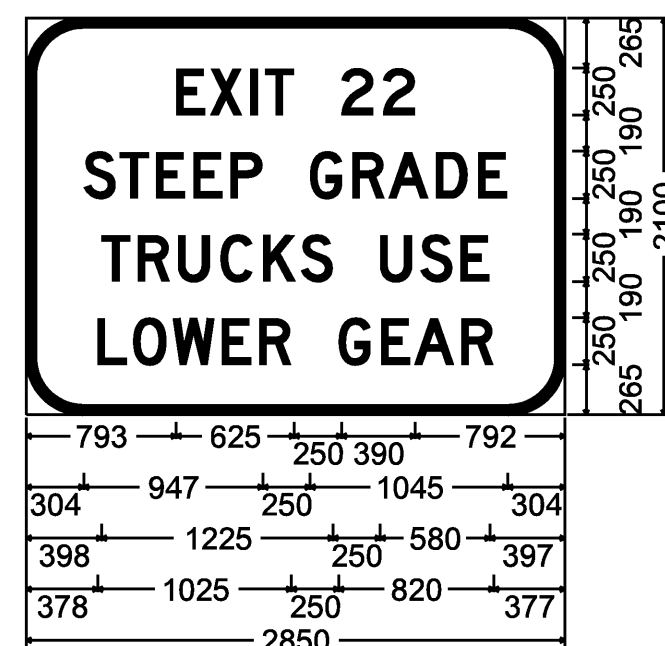
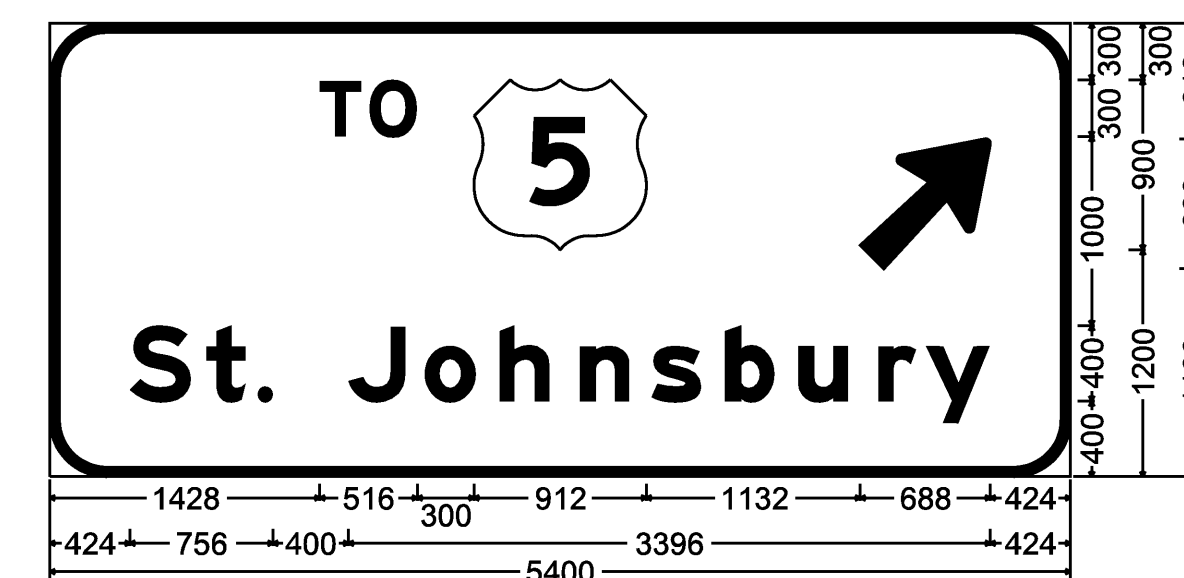


M.M. 131.770 NB
M.M. 133.385 SB



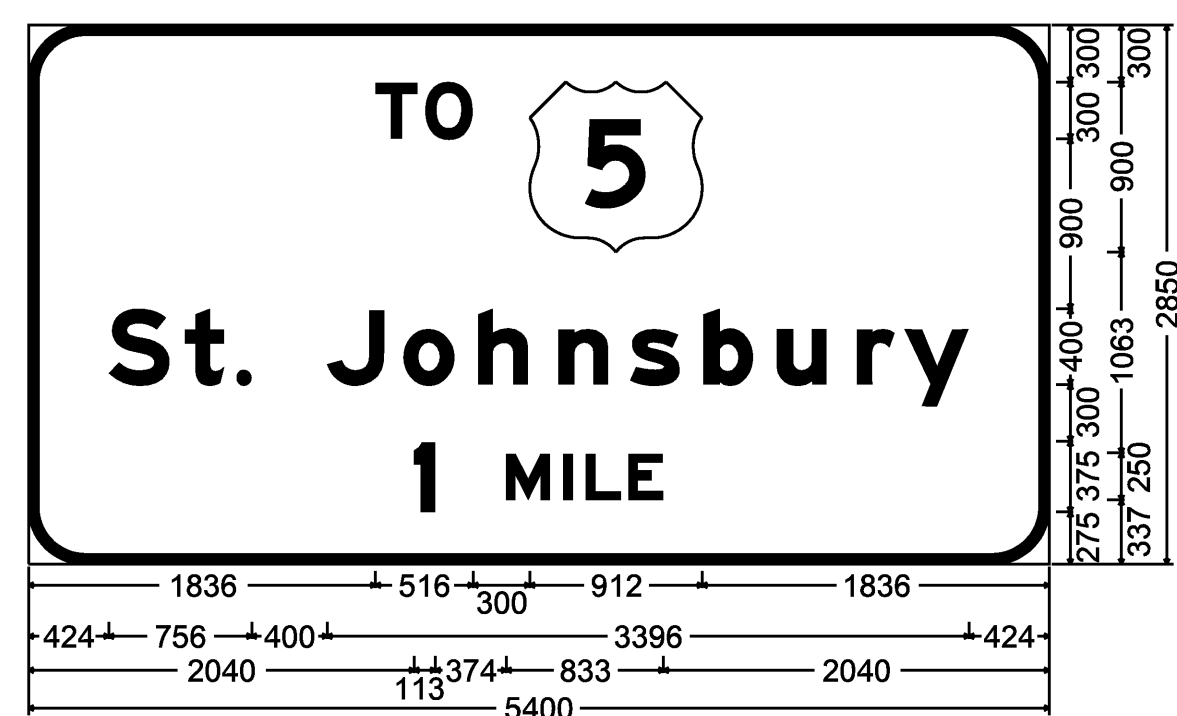
300mm Radius, 50mm Border, Black on Yellow;
[EXIT 22] D 2K; [STEEL GRADE] D 2K; [TRUCKS USE] D 2K;
[LOWER GEAR] D 2K;

M.M. 132.300 NB
M.M. 132.950 SB



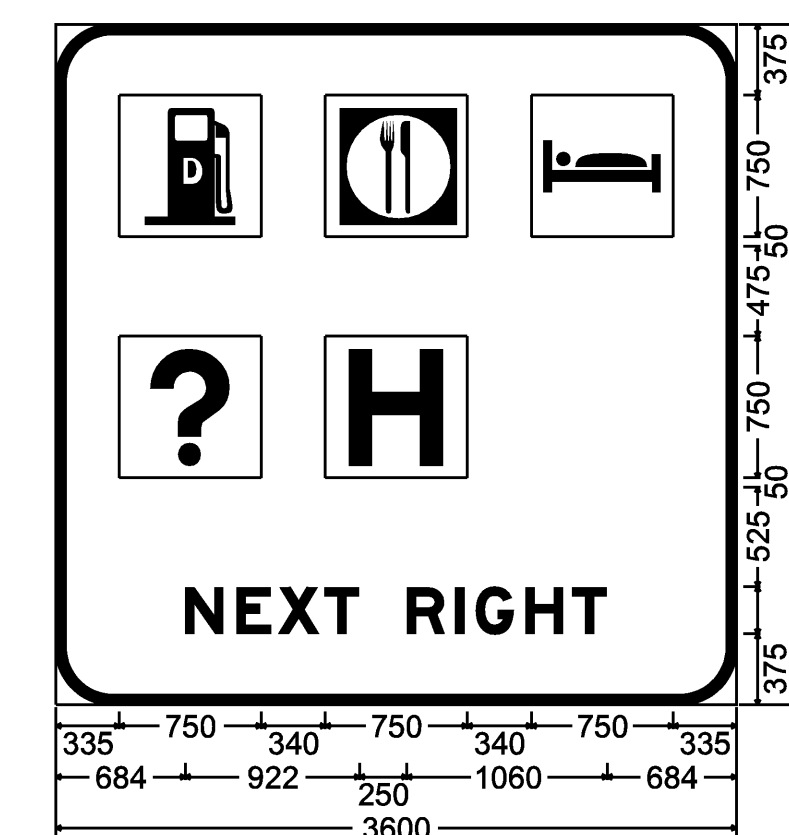
300mm Radius, 50mm Border, White on Green;
[TO] E Mod 2K; Arrow 160 - 875mm 45°; [St. Johnsbury] E Mod 2K;

M.M. 131.380 NB
M.M. 133.691 SB



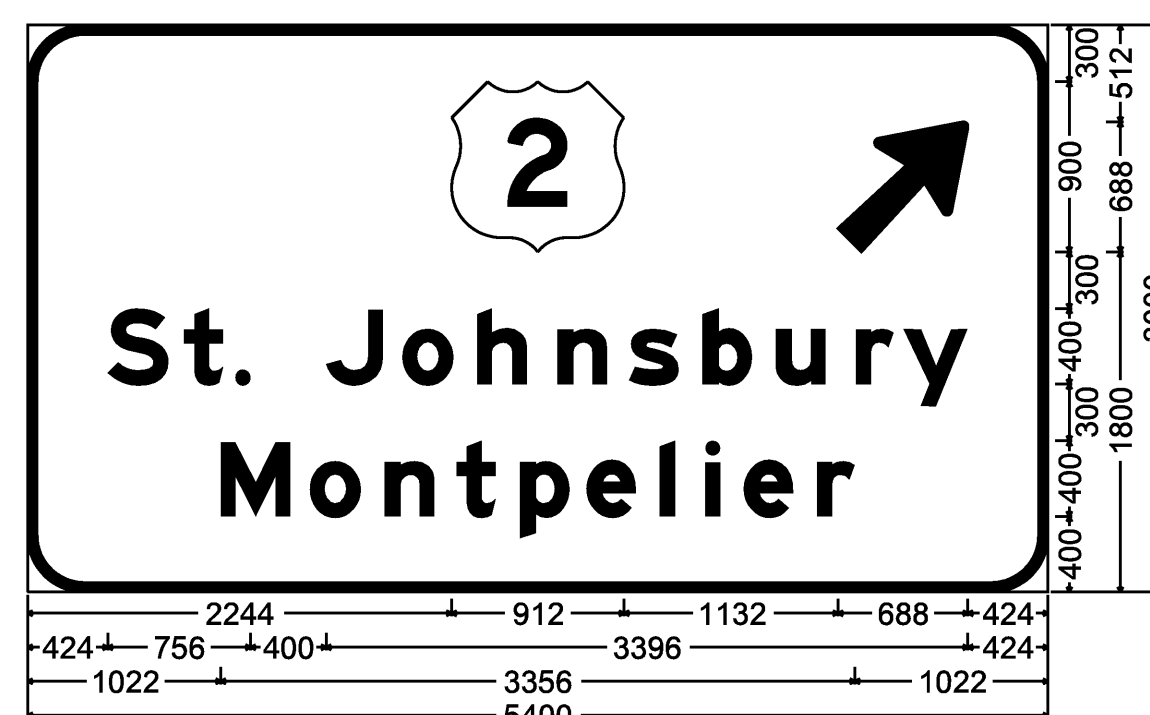
300mm Radius, 50mm Border, White on Green;
[TO] E Mod 2K; [St. Johnsbury] E Mod 2K; [1 MILE] E Mod 2K;

M.M. 132.143 NB
M.M. 133.085 SB



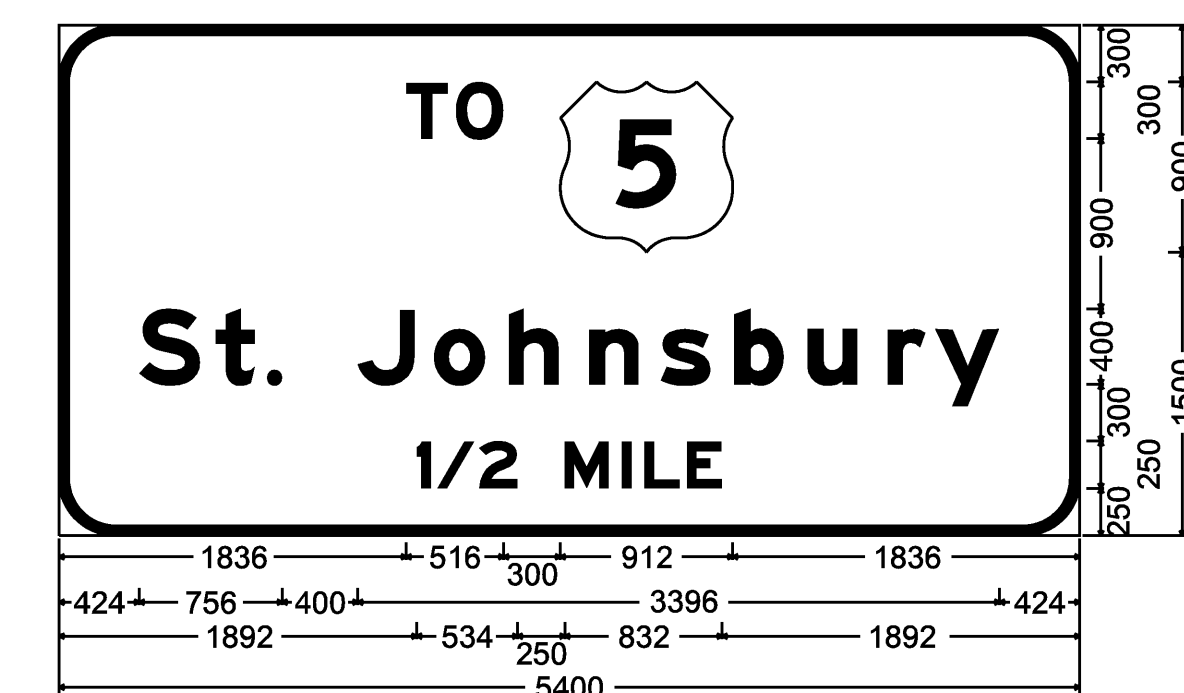
300mm Radius, 50mm Border, White on Blue;
[NEXT RIGHT] E Mod 2K;

M.M. 130.550 NB
M.M. 130.700 SB



300mm Radius, 50mm Border, White on Green;
Arrow 160 - 875mm 45°; [St. Johnsbury] E Mod 2K; [Montpelier] E Mod 2K;

M.M. 131.908 NB
M.M. 133.235 SB



300mm Radius, 50mm Border, White on Green;
[TO] E Mod 2K; [St. Johnsbury] E Mod 2K; [1/2 MILE] E Mod 2K;

SEE GENERAL SIGN DETAIL NOTES ON SHEET 63.

**SIGN DETAIL
SHEET 2**

PROJECT NAME: ST. JOHNSBURY-LYNDON
PROJECT NUMBER: HES 091-3(42)

FILE NAME: 97211a-details.dgn PLOT DATE: 1/4/2007
PROJECT LEADER: CRB DRAWN BY: HJC
DESIGNED BY: PTS CHECKED BY: DAM
CLD REF. NO.: 97-0211 SHEET 64 OF 130