

646.426 DURABLE 6 INCH WHITE LINE, RECESSED
 RAMP C:
 STA. C1+00.0 - STA. C16+86.0 (EDGE LINE RT)
 STA. C1+00.0 - STA. C4+40.0 (DOTTED LANE LINE LT)
 STA. C4+40.0 - STA. C6+00.0 (DASHED LANE LINE LT)
 STA. C6+83.0 - STA. C16+86.0 (EDGE LINE LT)
 RAMP D:
 STA. D1+00.0 - STA. D26+84.0 (EDGE LINE RT)
 STA. D17+84.0 - STA. D20+84.0 (DASHED LANE LINE LT)

646.436 DURABLE 6 INCH YELLOW LINE, RECESSED
 RAMP C:
 STA. C7+50.0 - STA. C16+83.0 (EDGE LINE LT)
 RAMP D:
 STA. D1+00.0 - STA. D14+34.0 (EDGE LINE LT)

646.466 DURABLE 12 INCH WHITE LINE, RECESSED
 RAMP C:
 STA. C6+00.0 - STA. C7+50.0 (SOLID GORE LINES LT)
 STA. C6+50.0 - STA. C7+50.0 (GORE HATCHING LT)
 RAMP D:
 STA. D14+34.0 - STA. D17+84.0 (SOLID GORE LINES LT)

646.482 DURABLE 24 INCH STOP BAR, THERMOPLASTIC
 RAMP C:
 STA. C16+83.0 LT/RT

646.492 DURABLE LETTER OR SYMBOL, THERMOPLASTIC
 RAMP C:
 STA. C8+64.8 CL "STOP" (4 EA)
 STA. C9+52.2 CL "AHEAD" (5 EA)
 STA. C14+00.0 CL WRONG WAY ARROW (1 EA)
 STA. C16+73.7 CL "STOP" (4 EA)

646.622 TEMPORARY 6 INCH WHITE LINE, PAINT
 RAMP C:
 STA. C1+00.0 - STA. C16+86.0 (EDGE LINE RT)
 STA. C1+00.0 - STA. C4+40.0 (DOTTED LANE LINE LT)
 STA. C4+40.0 - STA. C6+00.0 (DASHED LANE LINE LT)
 STA. C6+83.0 - STA. C16+86.0 (EDGE LINE LT)
 RAMP D:
 STA. D1+00.0 - STA. D26+84.0 (EDGE LINE RT)
 STA. D17+84.0 - STA. D20+84.0 (DASHED LANE LINE LT)

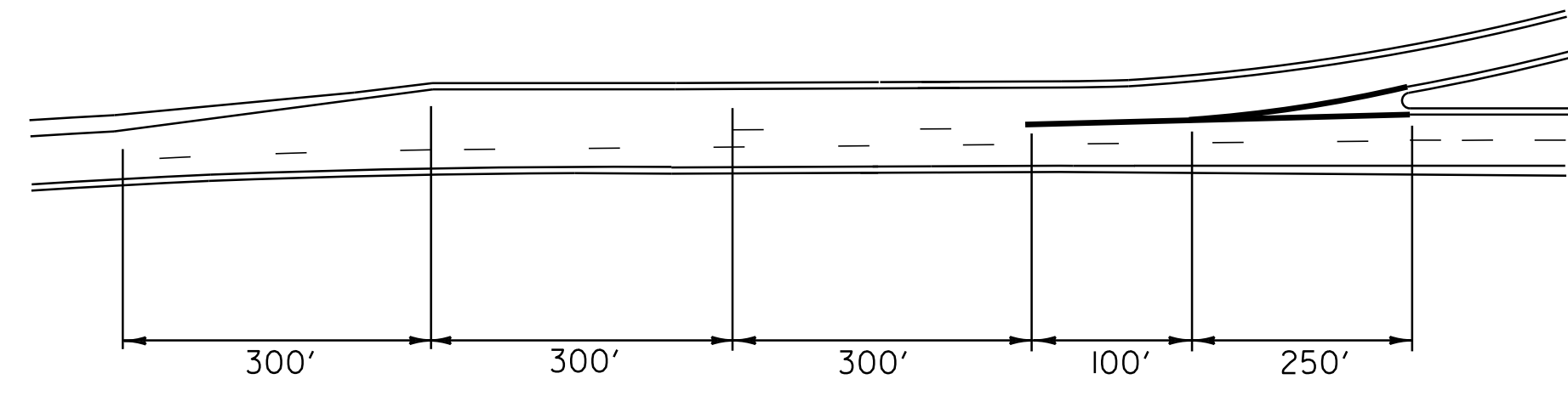
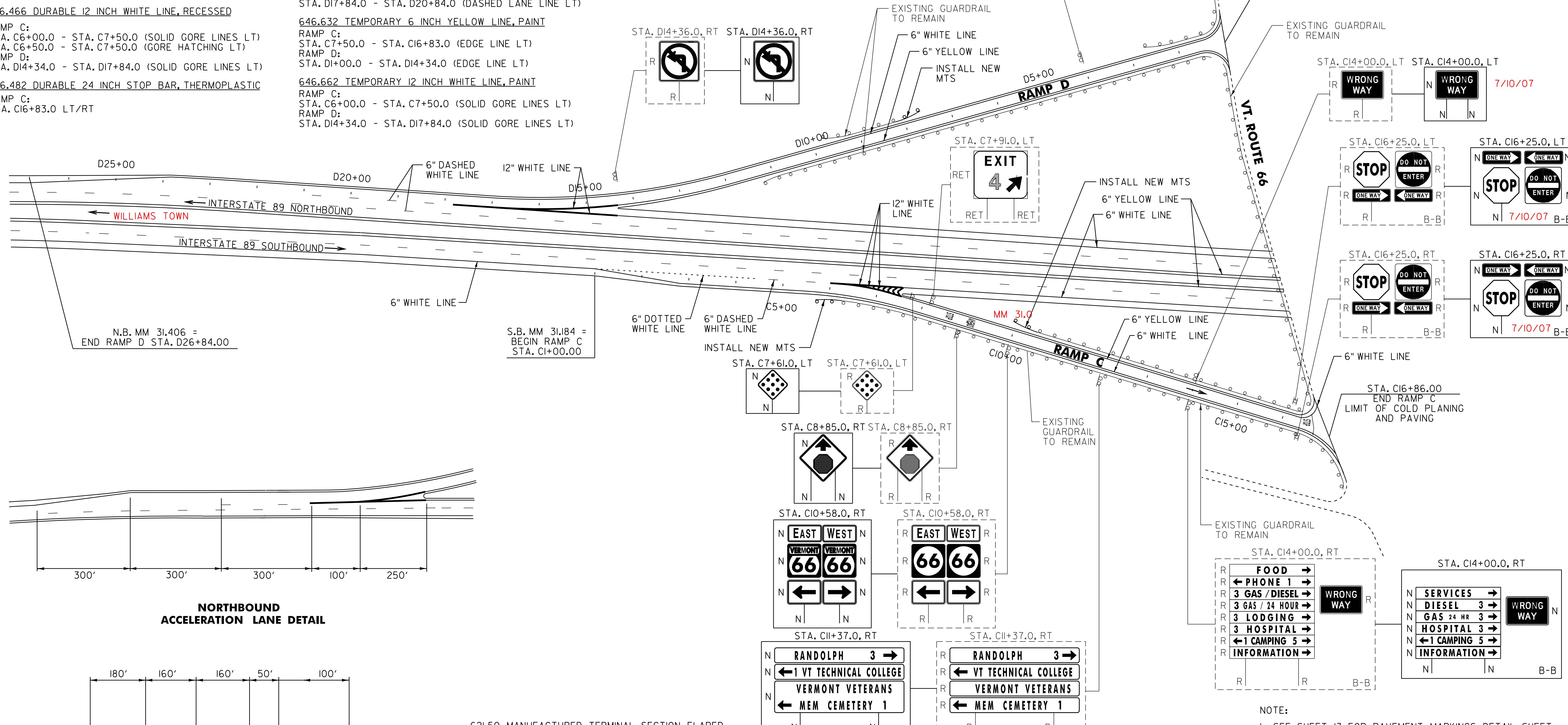
646.632 TEMPORARY 6 INCH YELLOW LINE, PAINT
 RAMP C:
 STA. C7+50.0 - STA. C16+83.0 (EDGE LINE LT)
 RAMP D:
 STA. D1+00.0 - STA. D14+34.0 (EDGE LINE LT)

646.662 TEMPORARY 12 INCH WHITE LINE, PAINT
 RAMP C:
 STA. C6+00.0 - STA. C7+50.0 (SOLID GORE LINES LT)
 RAMP D:
 STA. D14+34.0 - STA. D17+84.0 (SOLID GORE LINES LT)

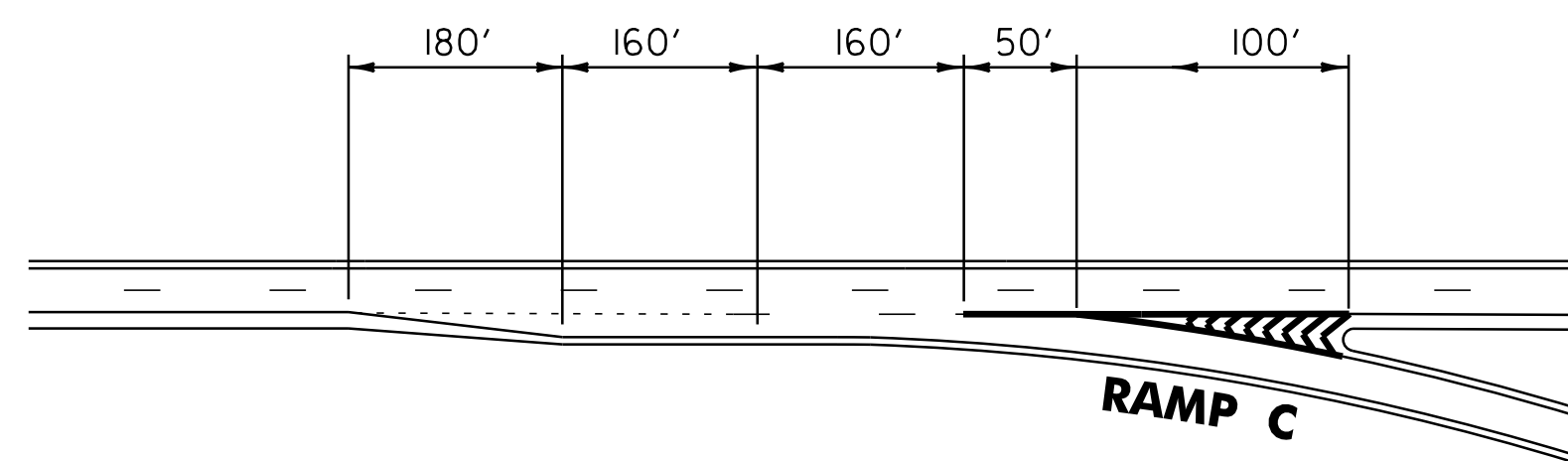
646.682 TEMPORARY 24 INCH STOP BAR, PAINT
 RAMP C:
 STA. C16+83.0 LT/RT

646.692 TEMPORARY LETTER OR SYMBOL, PAINT
 RAMP C:
 STA. C8+64.8 CL "STOP" (8 EA)
 STA. C9+52.2 CL "AHEAD" (10 EA)
 STA. C14+00.0 CL WRONG WAY ARROW (2 EA)
 STA. C16+73.7 CL "STOP" (8 EA)

675.50 REMOVING SIGNS
 AS SHOWN - 33



NORTHBOUND ACCELERATION LANE DETAIL



SOUTHBOUND DECELERATION LANE DETAIL

- 621.50 MANUFACTURED TERMINAL SECTION, FLARED
SEE ITEM DETAIL SUMMARY SHEET
- 621.80 REMOVAL AND DISPOSAL OF GUARDRAIL
SEE ITEM DETAIL SUMMARY SHEET
- 676.10 DELINEATOR WITH STEEL POST
SEE ITEM DETAIL SUMMARY SHEET

SIGN LEGEND
 R = REMOVE
 S = SALVAGE
 N = NEW
 RET = RETAIN
 B-B = BACK TO BACK
 EXISTING = - - - - -
 NEW = _____

NOTE:
 I. SEE SHEET I3 FOR PAVEMENT MARKINGS DETAIL SHEET

NOT TO SCALE

**INTERCHANGE #4
 DETAIL SHEET #2**

PROJECT NAME: RANDOLPH - BROOKFIELD	PLOT DATE: \$DATE\$
PROJECT NUMBER: IM 089-1(22)	DRAWN BY: C.A.K.
FILE NAME: p99a200.dgn	CHECKED BY: D.W.E.
PROJECT LEADER: D.E.G.	SHEET 36 OF 61
DESIGNED BY: D.W.E.	
IPARM FILE: P06A200int.2i	

FILE NAME = \$FILES\$
 DATE/TIME = \$DATE\$ \$TIME\$
 USER = \$NTUSER\$