

646.426 DURABLE 6 INCH WHITE LINE, RECESSED
 RAMP A:
 STA. A1+00.0 - STA. A21+02.0 (EDGE LINE RT)
 STA. A13+02.0 - STA. A15+52.0 (DASHED LANE LINE LT)
 RAMP B:
 STA. B1+00.0 - STA. B21+32.0 (EDGE LINE RT)
 STA. B1+00.0 - STA. B4+80.0 (DOTTED LANE LINE LT)
 STA. B4+80.0 - STA. B6+80.0 (DASHED LINE LT)
 STA. B21+25.0 - STA. B21+32.0 (EDGE LINE LT)

646.622 TEMPORARY 6 INCH WHITE LINE, PAINT
 RAMP A:
 STA. A1+00.0 - STA. A21+02.0 (EDGE LINE RT)
 STA. A13+02.0 - STA. A15+52.0 (DASHED LANE LINE LT)
 RAMP B:
 STA. B1+00.0 - STA. B21+32.0 (EDGE LINE RT)
 STA. B1+00.0 - STA. B4+80.0 (DOTTED LANE LINE LT)
 STA. B4+80.0 - STA. B6+80.0 (DASHED LINE LT)
 STA. B21+25.0 - STA. B21+32.0 (EDGE LINE LT)

646.436 DURABLE 6 INCH YELLOW LINE, RECESSED
 RAMP A:
 STA. A9+27.0 - STA. A13+02.0 (EDGE LINE LT)
 RAMP B:
 STA. B8+50.0 - STA. B21+25.0 (EDGE LINE LT)

646.632 TEMPORARY 6 INCH YELLOW LINE, PAINT
 RAMP A:
 STA. A9+27.0 - STA. A13+02.0 (EDGE LINE LT)
 RAMP B:
 STA. B8+50.0 - STA. B21+25.0 (EDGE LINE LT)

646.466 DURABLE 12 INCH WHITE LINE, RECESSED
 RAMP A:
 STA. A9+27.0 - STA. A13+02.0 (SOLID GORE LINES LT)
 RAMP B:
 STA. B6+80.0 - STA. B8+50.0 (SOLID GORE LINES LT)
 STA. B7+30.0 - STA. B8+50.0 (GORE HATCHING LT)

646.662 TEMPORARY 12 INCH WHITE LINE, PAINT
 RAMP A:
 STA. A9+27.0 - STA. A13+02.0 (SOLID GORE LINES LT)
 RAMP B:
 STA. B6+80.0 - STA. B8+50.0 (SOLID GORE LINES LT)

646.482 DURABLE 24 INCH STOP BAR, THERMOPLASTIC
 RAMP B:
 STA. B21+25.0 LT/RT
 646.682 TEMPORARY 24 INCH STOP BAR, PAINT
 RAMP B:
 STA. B21+25.0 LT/RT

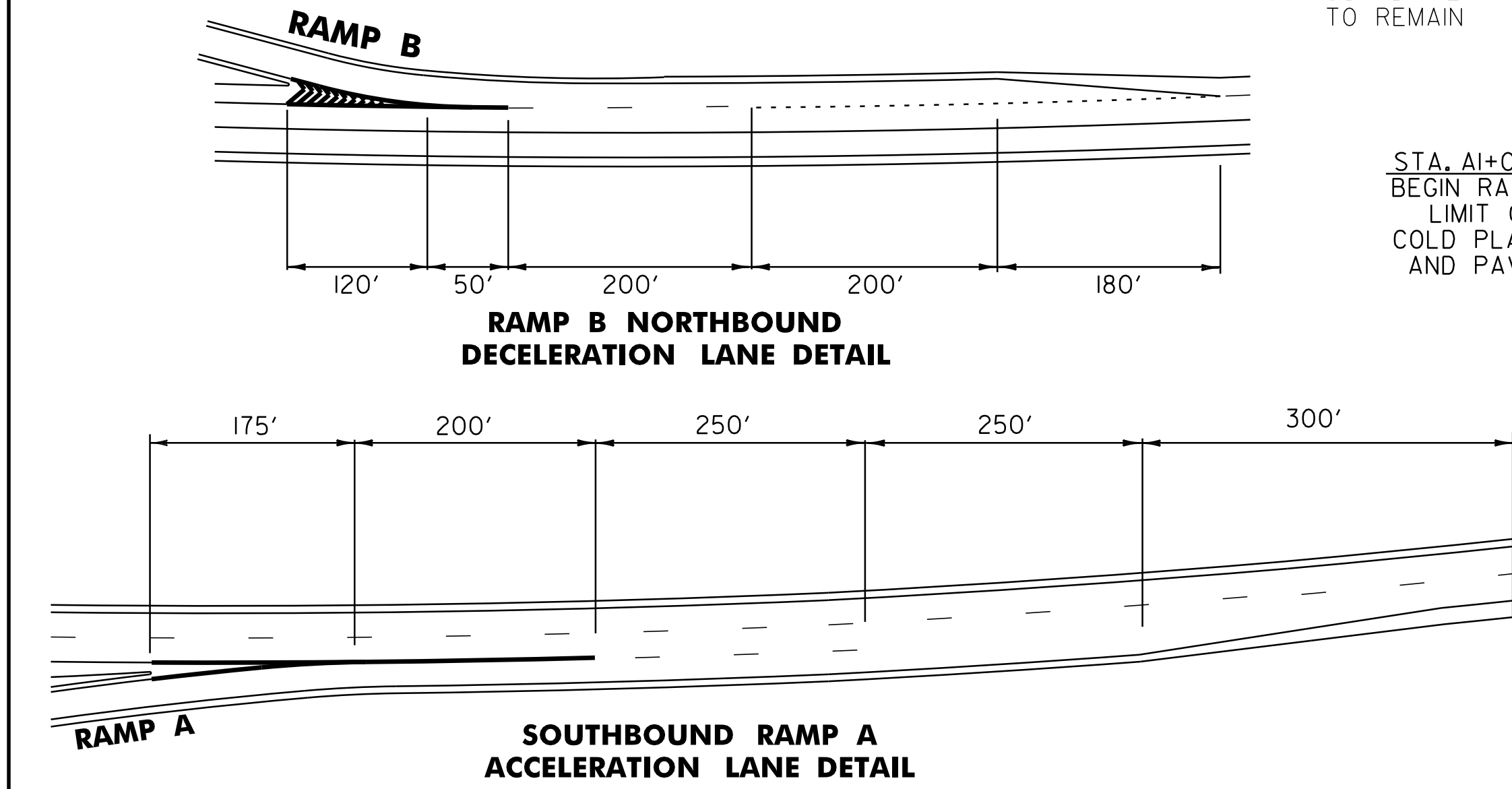
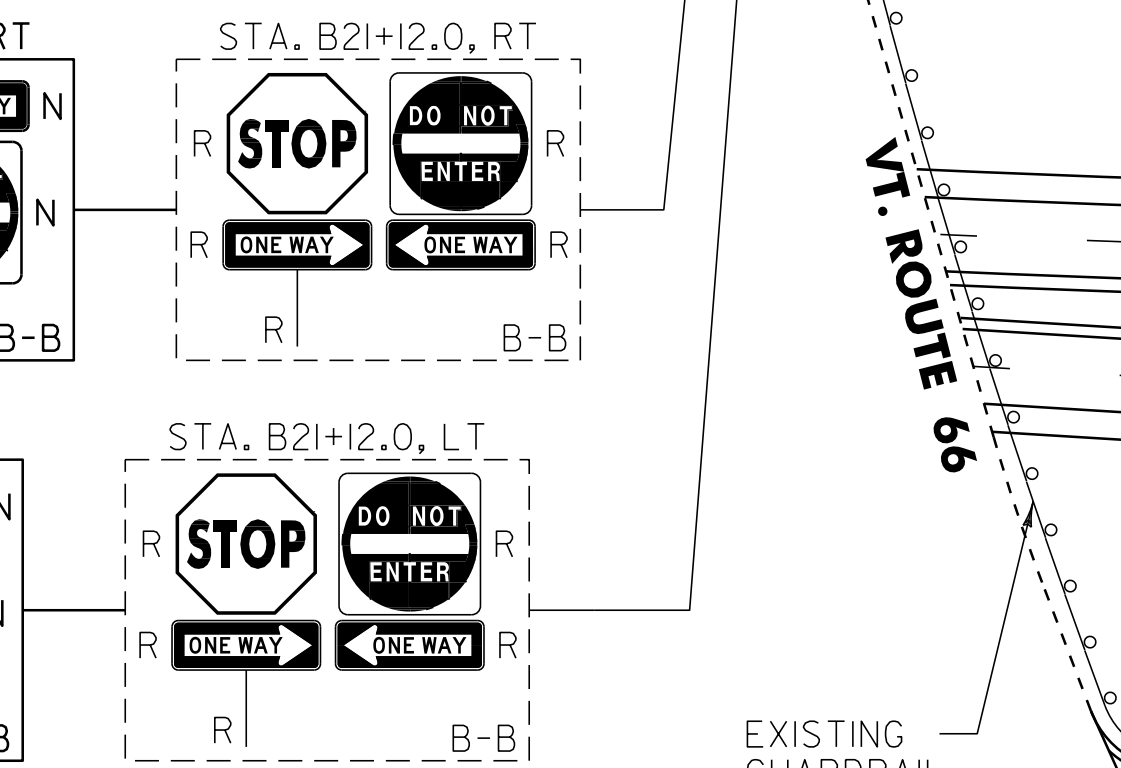
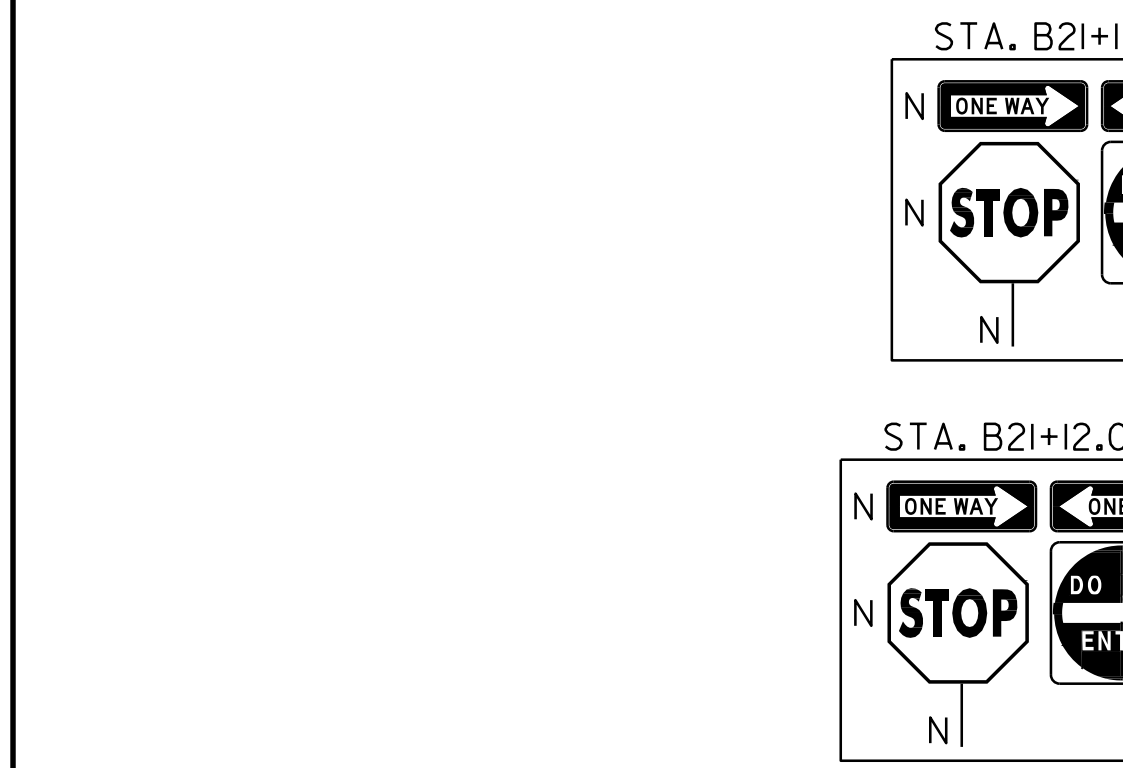
646.692 TEMPORARY LETTER OR SYMBOL, PAINT
 RAMP B:
 STA. B9+06.6 CL "STOP" (4 EA)
 STA. B9+47.2 CL "AHEAD" (5 EA)
 STA. B18+53.0 CL WRONG WAY ARROW (1EA)
 STA. B21+20.0 CL "STOP" (4 EA)

646.492 DURABLE LETTER OR SYMBOL, THERMOPLASTIC
 RAMP B:
 STA. B9+06.6 CL "STOP" (8 EA)
 STA. B9+47.2 CL "AHEAD" (10 EA)
 STA. B18+53.0 CL WRONG WAY ARROW (2 EA)
 STA. B21+20.0 CL "STOP" (8 EA)

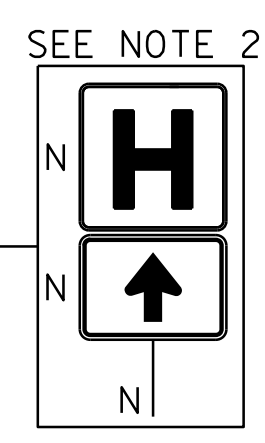
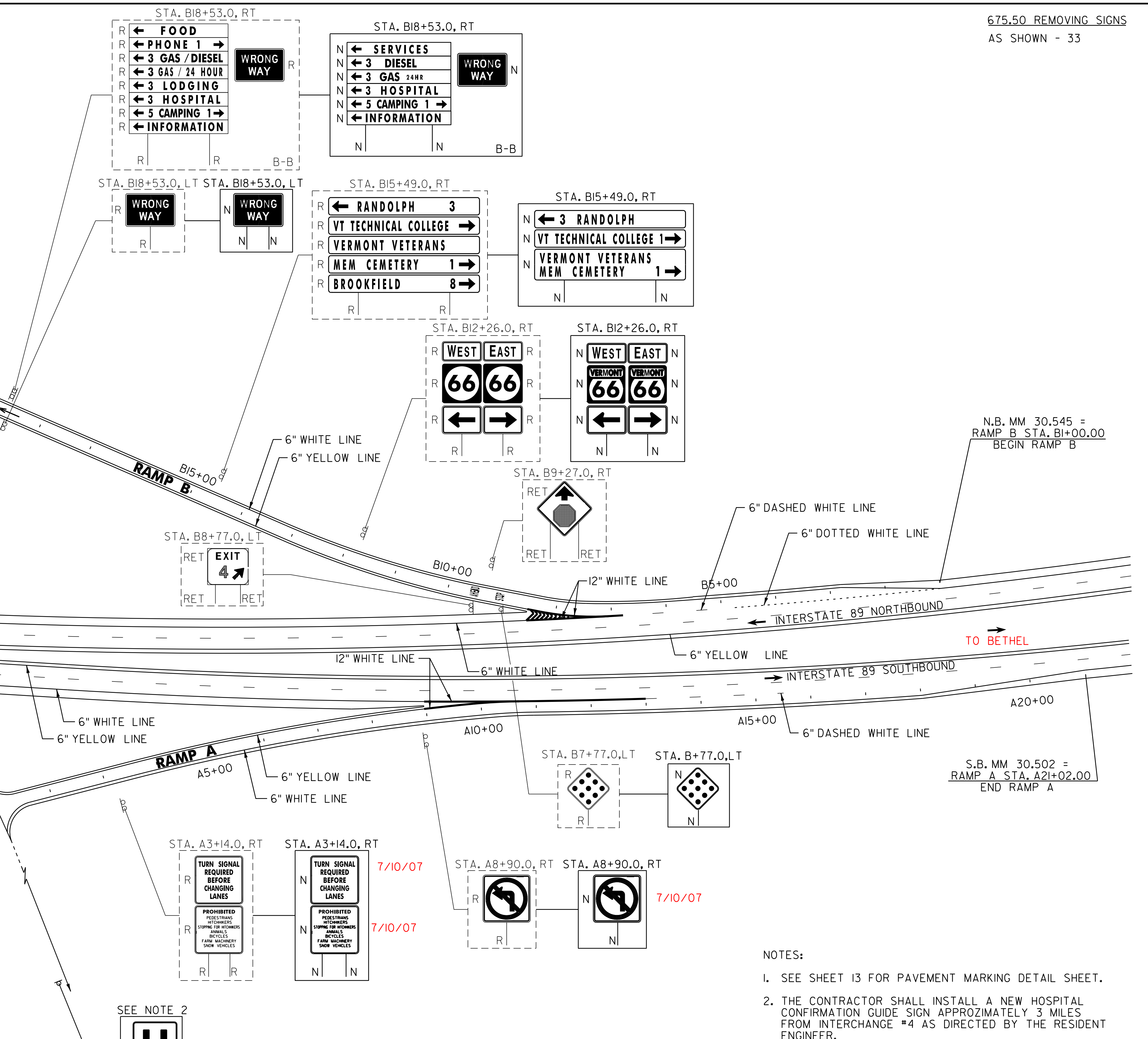
646.692 TEMPORARY LETTER OR SYMBOL, PAINT
 RAMP B:
 STA. B9+06.6 CL "STOP" (8 EA)
 STA. B9+47.2 CL "AHEAD" (10 EA)
 STA. B18+53.0 CL WRONG WAY ARROW (2 EA)
 STA. B21+20.0 CL "STOP" (8 EA)

646.692 TEMPORARY LETTER OR SYMBOL, PAINT
 RAMP B:
 STA. B9+06.6 CL "STOP" (8 EA)
 STA. B9+47.2 CL "AHEAD" (10 EA)
 STA. B18+53.0 CL WRONG WAY ARROW (2 EA)
 STA. B21+20.0 CL "STOP" (8 EA)

646.692 TEMPORARY LETTER OR SYMBOL, PAINT
 RAMP B:
 STA. B9+06.6 CL "STOP" (8 EA)
 STA. B9+47.2 CL "AHEAD" (10 EA)
 STA. B18+53.0 CL WRONG WAY ARROW (2 EA)
 STA. B21+20.0 CL "STOP" (8 EA)



FILE NAME = \$FILES\$
DATE/TIME = \$DATES\$
USER = \$USERS\$



SIGN LEGEND
 R = REMOVE
 S = SALVAGE
 N = NEW
 RET = RETAIN
 B-B = BACK TO BACK
 EXISTING = _____
 NEW = _____

NOT TO SCALE
INTERCHANGE #4
DETAIL SHEET #1

PROJECT NAME: RANDOLPH - BROOKFIELD
 PROJECT NUMBER: IM 089-1(22)
 FILE NAME: p99a200.dgn
 PROJECT LEADER: D.E.G.
 DESIGNED BY: D.W.E.
 IPARM FILE: p06A048int1.i
 PLOT DATE: \$DATE\$
 DRAWN BY: C.A.K.
 CHECKED BY: D.W.E.
 SHEET 35 OF 61

NOTES:
 1. SEE SHEET 13 FOR PAVEMENT MARKING DETAIL SHEET.
 2. THE CONTRACTOR SHALL INSTALL A NEW HOSPITAL CONFIRMATION GUIDE SIGN APPROXIMATELY 3 MILES FROM INTERCHANGE #4 AS DIRECTED BY THE RESIDENT ENGINEER.

N.B. MM 30.545 = RAMP B STA. B1+00.00 BEGIN RAMP B

S.B. MM 30.502 = RAMP A STA. A21+02.00 END RAMP A