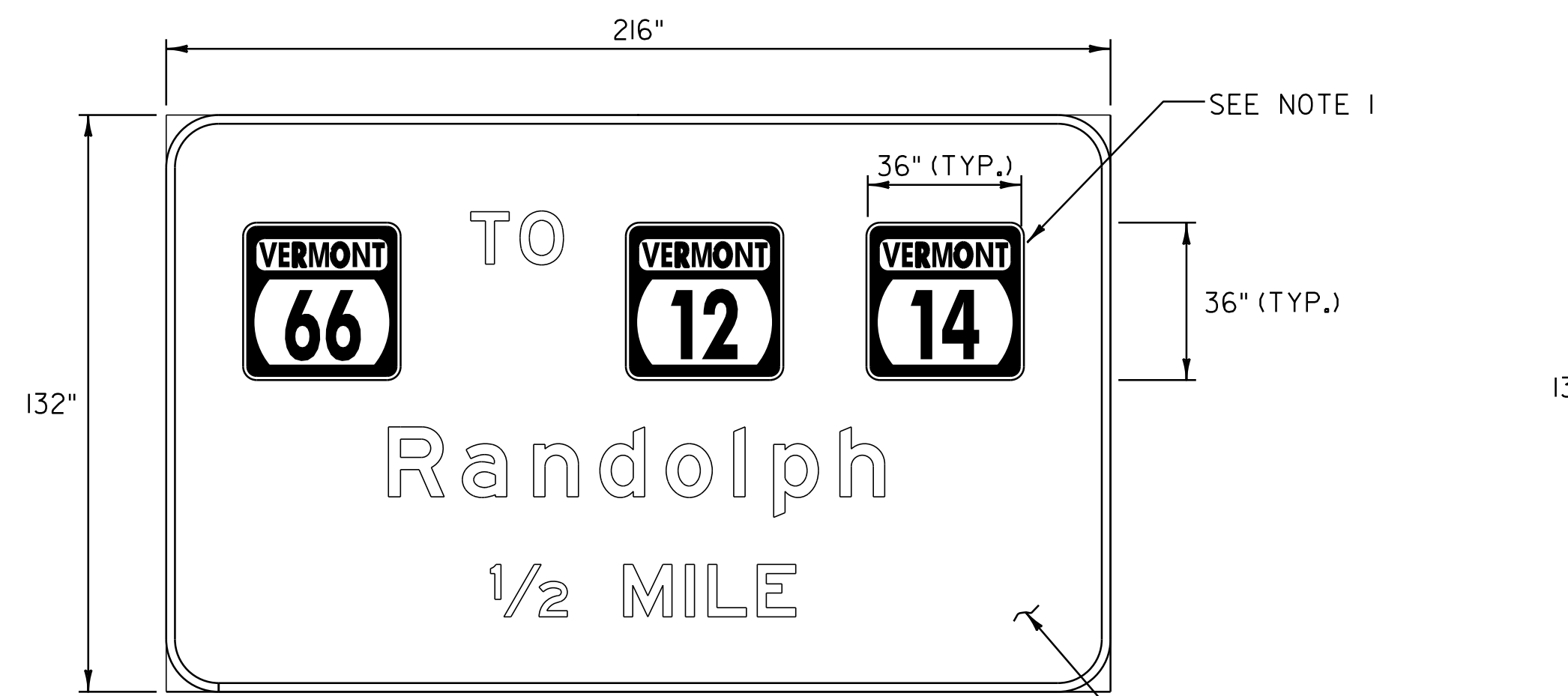


COLOR: WHITE BORDER & BACKGROUND (REFLECTORIZED)  
GREEN LEGEND & TEXT (REFLECTORIZED)

MATERIAL: 0.060" FLAT SHEET ALUMINUM

SIGN - INTERSTATE 89  
NORTHBOUND:  
MM 30.488, RT

EXISTING SIGN PANEL  
SEE NOTE 2

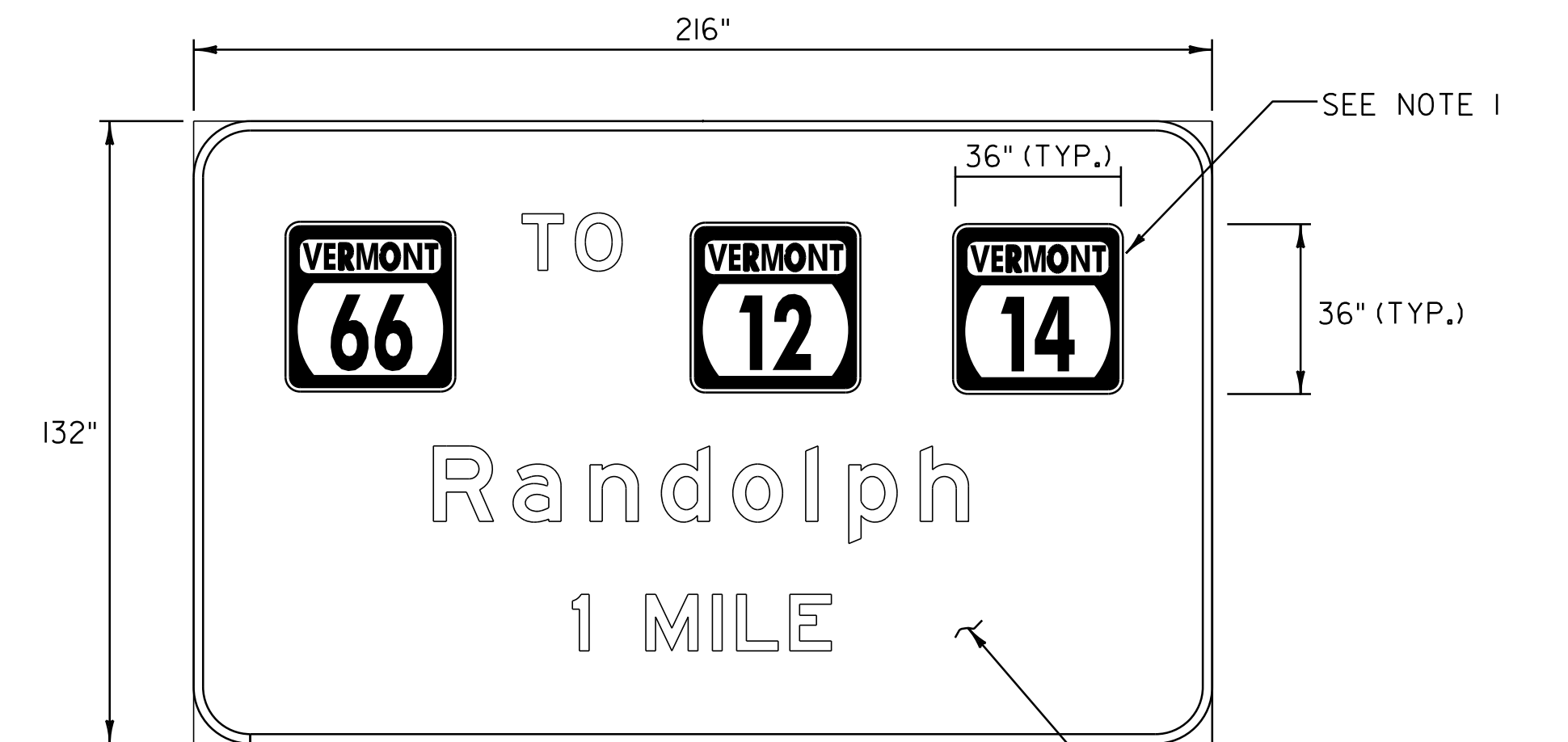


COLOR: WHITE BORDER & BACKGROUND (REFLECTORIZED)  
GREEN LEGEND & TEXT (REFLECTORIZED)

MATERIAL: 0.060" FLAT SHEET ALUMINUM

SIGN - INTERSTATE 89  
NORTHBOUND:  
MM 30.297, RT

EXISTING SIGN PANEL  
SEE NOTE 2

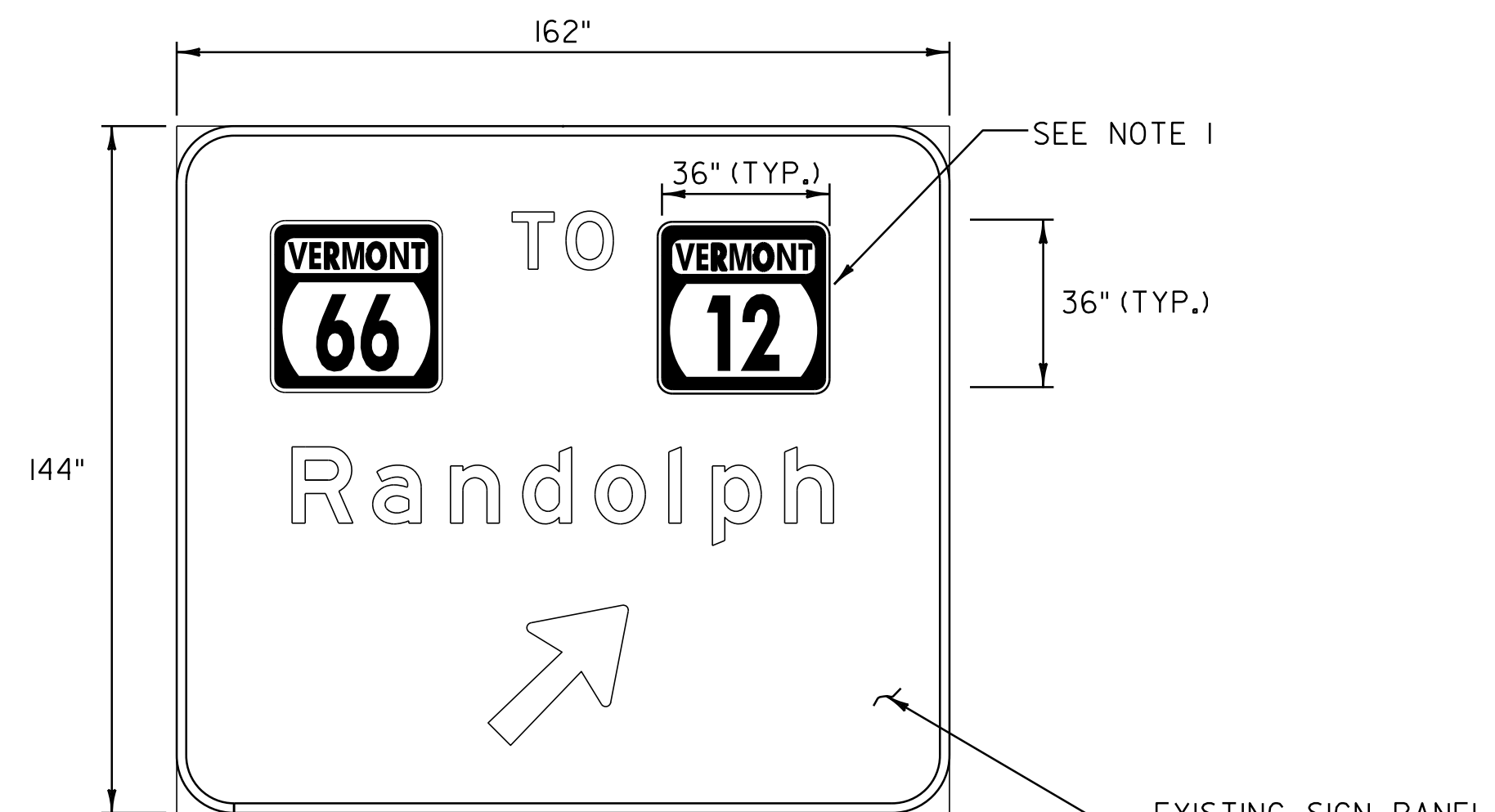


COLOR: WHITE BORDER & BACKGROUND (REFLECTORIZED)  
GREEN LEGEND & TEXT (REFLECTORIZED)

MATERIAL: 0.060" FLAT SHEET ALUMINUM

SIGN - INTERSTATE 89  
NORTHBOUND:  
MM 29.900, RT

EXISTING SIGN PANEL  
SEE NOTE 2

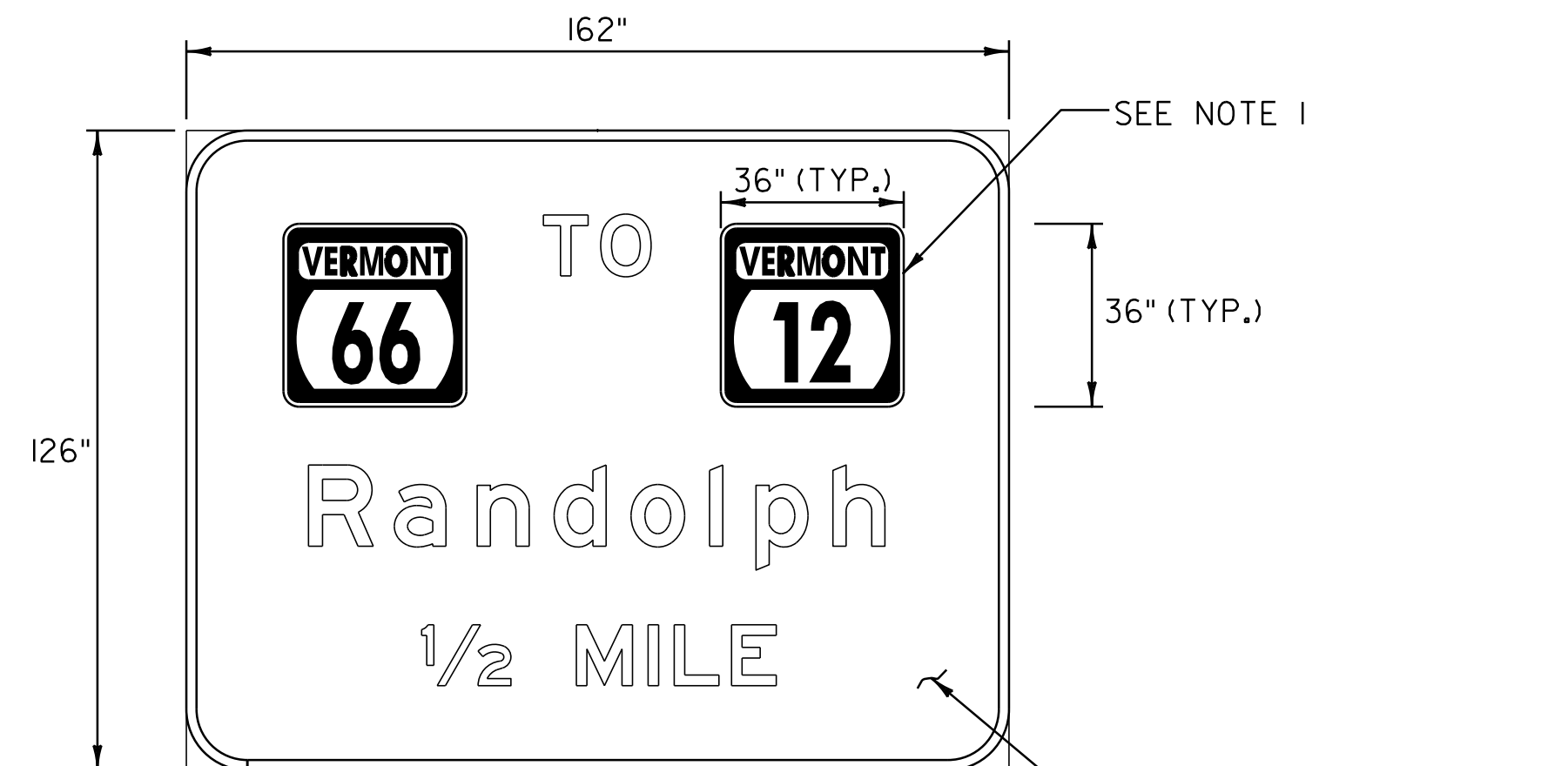


COLOR: WHITE BORDER & BACKGROUND (REFLECTORIZED)  
GREEN LEGEND & TEXT (REFLECTORIZED)

MATERIAL: 0.060" FLAT SHEET ALUMINUM

SIGN - INTERSTATE 89  
SOUTHBOUND:  
MM 31.200, LT

EXISTING SIGN PANEL  
SEE NOTE 2

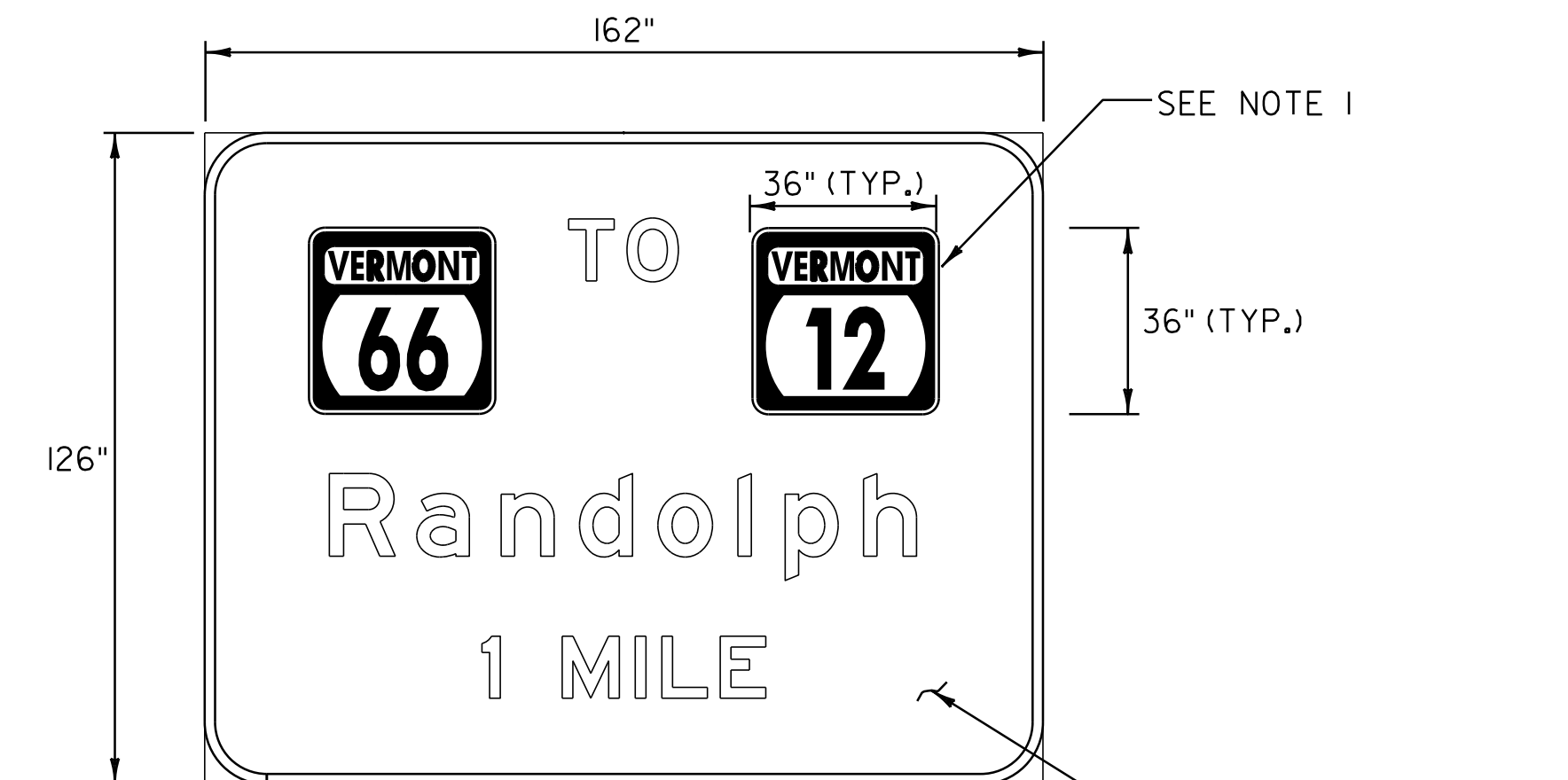


COLOR: WHITE BORDER & BACKGROUND (REFLECTORIZED)  
GREEN LEGEND & TEXT (REFLECTORIZED)

MATERIAL: 0.060" FLAT SHEET ALUMINUM

SIGN - INTERSTATE 89  
SOUTHBOUND:  
MM 31.450, LT

EXISTING SIGN PANEL  
SEE NOTE 2



COLOR: WHITE BORDER & BACKGROUND (REFLECTORIZED)  
GREEN LEGEND & TEXT (REFLECTORIZED)

MATERIAL: 0.060" FLAT SHEET ALUMINUM

SIGN - INTERSTATE 89  
SOUTHBOUND:  
MM 31.950, LT

EXISTING SIGN PANEL  
SEE NOTE 2

NOTES:

- REMOVE THE EXISTING STATE ROUTE MARKER PLAQUE AND REPLACE WITH NEW STATE ROUTE MARKER PLAQUE AS DIRECTED BY THE RESIDENT ENGINEER. THE CONTRACTOR SHALL FABRICATE THE NEW STATE ROUTE MARKER OVERLAY PANELS OUT OF 0.060" THICK FLAT SHEET ALUMINUM. ALL NEW STATE ROUTE MARKER OVERLAY PANELS SHALL HAVE A CONTRASTING WHITE BORDER AS SHOWN ON VAOT STANDARD E-136B STATE ROUTE MARKER FOR GUIDE SIGN USE.
- THE CONTRACTOR SHALL FIELD VERIFY THE DIMENSIONS OF THE EXISTING OVERHEAD SIGN PANEL PRIOR TO THE FABRICATION OF OVERLAY PANEL.

FILE NAME = \$FILES\$  
DATE/TIME = \$DATE\$  
USER = \$USER\$

NOT TO SCALE

TRAFFIC SIGN  
DETAIL  
SHEET #4

PROJECT NAME: BETHEL - RANDOLPH & RANDOLPH - BROOKFIELD	PLOT DATE: \$DATE\$
PROJECT NUMBER: IM 089-1(52) & IM 089-1(22)	DRAWN BY: C.A.K.
FILE NAME: p99a200.dgn	CHECKED BY: D.W.E.
PROJECT LEADER: D.E.G.	SHEET 10 OF 61
DESIGNED BY: D.W.E.	
IPARM FILE: p06A048c+sd4.1	